CITY OF MARSHALLTOWN
COUNCIL AGENDA
CITY HALL COUNCIL CHAMBERS
10 W STATE STREET
FEBRUARY 12, 2018, 5:30 PM

1. Notice To Public

   The Mayor and City Council welcome comment from the public during discussion. You are required to step to the microphone, state your name and address for the record and to limit the time used to present your remarks in order that others may be given the opportunity to speak.

2. Call To Order

   Mayor Joel T.S. Greer

3. Pledge Of Allegiance

4. Roll Call

   Cahill, Gowdy, Hoop, Lamer, Martin, Wirin.

5. Mayor, Council And Administrator Comments

   5.I. Employee Recognition - MPD Life Saving Awards Presentation: Sgt. Melinda Ruopp, Officer Dawn Blahnik, Officer Vern Jefferson And Officer Brad Mauseth.

6. Consent Agenda

   6.I. Approve Regular Council Minutes For January 22, And Special Meeting Minutes January 29, February 5, 2018.

   Documents:

   01-22-2018_COUNCIL-MINUTES.PDF
   01-29-18 BUDGET SPECIAL MTG MINUTES.PDF
   02-05-18 BUDGET SPECIAL MTG MINUTES.PDF

   6.II. Approve Bill List In The Amount Of $1,988,379.55

   Documents:

   2018-02-12_BILLLISTS.PDF

   6.III. Approve November Financial Statements

   Documents:

   NOV 2017 FINANCIALS MEMO.PDF
   NOVEMBER FINANCIAL STATEMENTS.PDF

   6.IV. Receipt Of Building Permit Report, January 2018

   Documents:

   0118.PDF

6.V. Resolution 2018-005 Approving Submission Of Tax Abatement Applications To The Marshall County Assessor.

Documents:

02-12-2018_2018-_RES TAX ABATEMENT APPS ACCEPTED.PDF
02-12-2018_2018-_TAXABATEMENTLIST.PDF
2018-02-12_2018-_TAX ABATEMENT APPLICATIONS.PDF

6.VI. Resolution 2018-006 To Certify Unpaid Bills For Collection With Taxes.

Documents:

02-12-2018_2018-_ASSESSMENT 2018-2-12_FINAL SCHEDULE.PDF
02-12-2018_2018-_RES UNPAID BILLS-RENTAL REGISTRATION.PDF

6.VII. Resolution 2018-007 Approving Agreement For Removal, Transportation, And Disposal Of City Sludge By And Between The City Of Marshalltown IA And Nutri-Ject Systems, Inc.

Documents:

NUTRIJECT COUNCIL MEMO 1-22-18.PDF
BIOSOLIDS HAULING 2018 BID TAB.PDF
02-12-2018_RES APPROVE NUTRIJECT AGREEMENT.PDF
SCANNED BID FROM NUTRI-JECT.PDF

6.VIII. Resolution 2018-008 Approving A Memorandum Of Agreement With The Iowa Department Of Transportation For Sharing Of Transit GPS Data

Documents:

RES APPROVING MOU WITH DOT FOR TRANSIT DATA.PDF
GTFS MOU_PART8.PDF

6.IX. Approve Renewal Liquor Licenses
Kiwk Star #706; Hy-Vee Food & Drugstore; Fareway Stores, Inc. #467; 7 Rayos Liquor Store.

7. Motions

7.I. Approve New Liquor License - Marshalltown Speedway, 1308 E Olive Street, 6 Months.

Documents:

2018-02-12_2018-_PROPOSED LIQUOR SPEEDWAY.PDF

7.II. Approve State Tobacco Permit - Shag T-Shirts & More, LLC, 2500 S Center St #1450.

Documents:

2018-02-12_2018-_PROPOSED TOBACCO SHAG TSHIRTS.PDF

8. Reports

8.I. Report On Drainage Solutions For W High Street In The Vacinity Of The Police And Fire Station

9. Resolutions

9.I. RESOLUTION 2018-009 AUTHORIZING THE CITY OF MARSHALLTOWN TO SUBMIT A GRANT APPLICATION TO THE STATE OF IOWA, GOVERNOR'S TRAFFIC SAFETY BUREAU, STATE AND COMMUNITY HIGHWAY SAFETY GRANT APPLICATION, CONTRACT PERIOD OCTOBER 1, 2018 – SEPTEMBER 30, 2019

Documents:

MPD GTSB FFY 19 APPLICATION MEMO.PDF
_RES APPV GTSB GRANT APPLICATION.PDF
GTSB FFY 19 APPLICATION.PDF
MPD FFY 19 GTSB APPLICATION COMPLETED.PDF

9.II. Resolution 2018-010 Through 2018-015 Approving Change Orders To Police And Fire Facility:

1. RESOLUTION 2018-010 APPROVING CONTRACT CHANGE ORDER FOR THE POLICE & FIRE HEADQUARTERS PROJECT # BLD17001 BP#2-1 SITE DEMOLITION FOR CON-STRUCT, INC AN INCREASE OF $3,675.25
2 .RESOLUTION 2018-011 APPROVING CONTRACT CHANGE ORDER FOR THE POLICE & FIRE HEADQUARTERS PROJECT # BLD17001 BP#3-1 CONCRETE FOUNDATIONS FOR CALIBER CONCRETE AN INCREASE OF $21,770.30
3. RESOLUTION 2018-012 APPROVING CONTRACT CHANGE ORDER FOR THE POLICE & FIRE HEADQUARTERS PROJECT # BLD17001 BP#9-2 FLOOR COVERINGS FOR ALLIED CONSTRUCTION SERVICES, INC. AN INCREASE OF $2,304.00
4. RESOLUTION 2018-013 APPROVING CONTRACT CHANGE ORDER FOR THE POLICE & FIRE HEADQUARTERS PROJECT # BLD17001 BP#5-1 STEEL FOR CENTRAL WESTERN FABRICATORS AN INCREASE OF $2,181.97
5. RESOLUTION 2018-014 APPROVING CONTRACT CHANGE ORDER FOR THE POLICE & FIRE HEADQUARTERS PROJECT # BLD17001 BP#6-1 GENERAL SUPPLIES FOR GARLING CONSTRUCTION AN INCREASE OF $11,263.00
6. RESOLUTION 2018-015 APPROVING CONTRACT CHANGE ORDER FOR THE POLICE & FIRE HEADQUARTERS PROJECT # BLD17001 BP# 22-1 PLUMBING & MECHANICAL FOR TONY'S PLUMBING & HEATING LLC. A DECREASE OF $4,964.00

Documents:

CONSTRUCT.PDF
CALIBER.PDF
ALLIED CONSTRUCTION SERVICES.PDF
CENTRAL WESTERN FABRICATORS.PDF
GARLING CONSTRUCTION.PDF
TONYS PLUMBING (2).PDF
STORY CO RECOMMENDATION LETTER - 020218.PDF

9.III. RESOLUTION 2018-017 SETTING PUBLIC HEARING PRIOR TO ADOPTING THE BUDGET FOR FISCAL YEAR ENDING JUNE 30, 2019, AND CERTIFYING THE TAX LEVY.

Hearing date: March 5, 2018, 12:00 PM.

Documents:

FY19 BUDGET MEMO.PDF
FY19 PROPOSED BUDGET AND TAX LEVY FOR CITY OF MARSHALLTOWN INCLUDING WATER WORKS.PDF
FY19 BUDGET MARSHALLTOWN WATER WORKS.PDF
CASH BALANCES BY FUND.PDF

BUDGET COMPARISON REPORT FY17 TO FY19.PDF
LOCAL OPTION SALES TAX BALANCES.PDF
02-12-2018_2018-_RES SET PH FY19 BUDGET.PDF

9.III.i. RESOLUTION 2018-016 SETTING PUBLIC HEARING PRIOR TO APPROVING THE AMENDED BUDGET FOR FISCAL YEAR ENDING JUNE 30, 2018.

Documents:

FY18 BUDGET AMENDMENT MEMO.PDF
FY18 BUDGET AMENDMENT CITY OF MARSHALLTOWN INCLUDING WATER WORKS.PDF
FY18 BUDGET AMENDMENT MARSHALLTOWN WATER WORKS.PDF
02-12-2018_2018-_RES SET PH FY18 AMENDED BUDGET.PDF

9.IV. RESOLUTION 2018-018 SETTING PUBLIC HEARING PRIOR TO APPROVING THE FIVE YEAR CAPITAL IMPROVEMENTS PROGRAM FOR 2018-2022.
Hearing date: March 5, 2018, 12:00 PM

Documents:

CAPITALS BUDGET FY18 TO FY22 BUDGET MEMO.PDF
CAPITALS BUDGET FY18 TO FY22.PDF
02-12-2018_2018-_RES SET PH CIP RES CIP APPROVAL.PDF

9.V. Resolution 2018-019 Approving The 2018 Strategic Plan

Documents:

RES TO ADOPT 2018 GOALS OBJECTIVES.PDF
2018 MARSHALLTOWN GOALOBJACT.PDF

10. Ordinances

10.I. ORDINANCE 14971 AMENDING CHAPTER 21, OFFENSES AND MISCELLANEOUS PROVISION, SECTION 54, PROHIBITING THE USE OF CONSUMER FIREWORKS AND DISPLAY FIREWORKS, TO ADD A CIVIL PENALTY
First Reading.

Documents:

14962.PDF
02-12-2018_14971_FINAL DRAFT ORD AMEND 14962_FIREWORKS USE PROHIBITED.PDF

11. Discussion

11.I. Criteria For Use City Funds For Outside Organizations

Documents:

MEMO ON USE OF CITY FUNDS.PDF

11.II. Update On Costs Of Police/Fire Building

Documents:

COSTS FOR POLICE FIRE BUILDING UPDATE MEMO.PDF

COSTS FOR POLICE AND FIRE BUILDING FOR FEB 12 2018 COUNCIL MEETING.PDF

12. Public Comment

13. Closed Session - Real Estate

    Closed session pursuant to Section 21.5 subsection (1) paragraph (j) OF THE CODE OF IOWA to discuss the purchase or sale of particular real estate only where premature disclosure could be reasonably expected to increase the price the governmental body would have to pay for that property or reduce the price the governmental body would receive for that property. Iowa Code § 21.5(1)(j) (2011), as amended by, Senate File 289, 84th G.A., 1st Sess., § 5 (Iowa 2011).
    The City of Marshalltown has an attorney-client relationship with Attorney Roger Schoell, appointed as City Attorney on May 5, 2014, by Council Resolution #2014-047; and with Lynch Dallas P.C., by Council Resolution #2017-093, approved May 8, 2017.

14. Adjourn

Please visit the City's website for the complete agenda packet and to subscribe to agenda notices and department news. www.marshalltown-ia.gov

COUNCIL PROCEEDINGS
January 22, 2018

The Marshalltown City Council met in regular session on January 22, 2018, at 5:30 PM, in the Council Chambers at City Hall. Mayor Greer called the meeting to order and led the Pledge of Allegiance. Present: Cahill, Gowdy, Hoop, Martin, Wirin. Lamer joined the meeting at 5:50pm.

CONSENT AGENDA:

Gowdy moved to approve the Consent Agenda: Approve Council Minutes Of December 28, 2017, January 5, 2018, And January 8, 2018; Approve Bill List In The Amount Of $785,712.70; Receipt Of Building Permit Report, December 2017 & Annual Report; Resolution Authorizing Hiring Of Police Reserve Officer, Larry Lubbert; Renew Liquor Licenses, Pending Fire Inspection: Kwik Star 607, Jiffy Convenience Stores, Abarrotes La Salud, Inc, Dollar General Store 2019, Dollar General Store 4206, Mama DiGrado's Pasta & Pizza, Elmwood Country Club, Vaughn's Pub, Plaza Mexico, Iowa River Brewing Company; second by Wirin. Consent agenda adopted 5-0.

MOTIONS:

Wirin moved to approve new Liquor Licenses for the following: Ocean City Inc, dba Ocean City Chinese Restaurant, 5 W Main St: Special Class C Liquor License (B/W), Class B Native Wine Permit, Sunday Sales; Yesway, 1701 Iowa Ave E, effective 1/30/2018; Rumours, death of Sole Proprietor, timely file pursuant to state guidelines, second by Martin. Motion carried 5-0.

RESOLUTIONS:

Gowdy moved to adopt Resolution 2018-002 Approving Glenwood Place Planned Unit Development Amendment, second by Cahill. Resolution adopted 5-0.

Cahill moved to adopt Resolution 2018-003 Calling For Special Election To Fill The Vacancy Of Second Ward Councilor, To Be Held On The Earliest Practicable Date Selected By The Marshall County Auditor / Elections Commissioner, second by Gowdy. Resolution adopted 5-0.

ORDINANCES:

Mayor Greer asked for a motion to remove Ordinance 14971 to Establish the Licensing of Massage Therapy Businesses in the City of Marshalltown, Iowa, by adding Division 9, Article IV, Chapter 17 of the Marshalltown City Code from the table for further discussion. No motion was made.

DISCUSSION:

City Administrator Jessica Kinser presented a draft of the 2018 Strategic Plan for review and highlighted the major changes. Anna Wolvers, 213 Thomas Dr., asked the Council to consider incorporating a splash pad or feature along a trail as part of goal 3.

Police Chief Michael Tupper brought forth a proposal to amend the ordinance banning the use of fireworks in the City to include a civil penalty for a property owner for knowingly allowing fireworks to be used on their property. Anna Wolvers, 213 Thomas Dr., stated that the Council should consider how to include rental properties into this. City Attorney Roger Schoell recommended adding language to state the civil penalty could be applied to the owner or whoever is in control of the property. With no further discussion or questions, this item will be on the next regular agenda for a first reading.

Finance Director Diana Steiner presented the property tax valuations for the upcoming fiscal year, showing a small increase in overall property valuations. Council member Lamer asked why there was a decline in industrial values; Steiner will provide an answer.

Finance Director Steiner then discussed the proposed fiscal year 2019 General Fund budget with the City Council. After all revenue and expense changes are made for the 911 Communications, the City still has a deficit of approximately $21,000. Lamer requested that staff come back with a reduction to remove this deficit and not to use local option sales tax (LOST) to cover the deficit. Following discussion about how to allocate LOST, it was decided staff would send out a notice to receive funding requests from outside organizations, which would come to the February 5, 2018, special meeting. The Council will also receive proposals from General Fund departments at the January 29, 2018, special meeting, for personnel or projects, which had been removed from the budget or not included due to budgetary constraints. The Council will also consider how LOST can be used to fund the General Fund reserve at the January 29,

2018, special meeting. Council member Gowdy requested that staff look into a uniform laptop or tablet system for Council members to go paperless.

Anna Wolvers, 213 Thomas Dr., asked how citizens were to know the future of the splash pad proposed by Splash 4 Life since the City had not discussed this.

Leigh Bauder, 401 Orchard Dr., stated that she would like to see the City Council respond consistently to requests for financial support and assistance.

ADJOURNMENT

The meeting adjourned at 6:52 pm.

Respectfully submitted,

_____
Jessica Kinser, City Administrator

CITY OF MARSHALLTOWN

_____
Joel T.S. Greer, Mayor

ATTEST:

_____
Shari L. Coughenour, CMC, City Clerk

COUNCIL PROCEEDINGS
January 29, 2018

The Marshalltown City Council met in special session for the Fiscal Year 2019 Budget on January 29, 2018, at 12:00 PM, in the Council Chambers at City Hall. Mayor Greer called the meeting to order and led the Pledge of Allegiance. Present: Cahill, Gowdy, Hoop, Lamer, Martin, Wirin.

DISCUSSION:

Fiscal Year Ending 2019 Budget Discussion

1. Marshalltown Municipal Band Levy
   The Municipal Band is requesting additional funding, which would result in a tax levy increase of $.0024. No objections to the funding increase were presented.
2. Eliminating deficit from general fund
   The General Fund has a deficit of $14,021, which is less than previously noted due to an expenditure error being found. Multiple options were presented for eliminating this deficit, and all Council members were in favor of removing the expense budgeted for a LEAN consultant in Fiscal Year 2019 in order to balance the General Fund.
3. Request from city departments regarding use of Local Option Sales Tax fund
   Finance Director Steiner reviewed two personnel requests from the Fire Department and the Police Department which would be funded with LOST. The Fire Department is requesting reclassification of two positions and the backfill of a new firefighter with a total cost of LOST of $59,444 and benefits levy transfer in of $28,220. The Police Department is requesting to add on the 43rd sworn officer position, which would require LOST funding of $51,258 and a transfer in from the benefit levies of $26,823. Mayor Greer asked for a show of hands of using LOST to fund these positions for this fiscal year only, and all agreed but want to see other General Fund funding for these positions in the future.
4. Cash reserve from Local Option Sales Tax, council designation portion
   It was consensus to see the reserve funded at some level; however, the level was not determined due to the outstanding funding requests to be reviewed on the February 5th meeting. This item will also be placed on that agenda.
5. Long term debt schedule
   Steiner reviewed the long-term debt schedule. 78% LOST or $2.418 million is being applied to reduce the debt service tax levy.
6. Property Tax Levy
   Steiner then presented the property tax levy. Before changes to the Municipal Band levy, the proposed property tax levy is $15.86 (Scenario #3). The Council had a consensus around Scenario #1, which utilizes LOST fund balance to keep the tax levy at $15.28, which is the levy for the current fiscal year and FY17. Reid Riskedahl, 1412 S. 5th St., commented on the City not proposing a reduction to the 8.10 levy as a result of the new E911 Commission.
7. Employee benefit fund budget
   Steiner presented the Employee Benefits Fund, which would be a transfer of tax dollars to support benefits of employees in the General Fund. LOST has been used for property tax relief in the fund in previous years, but is being moved to the debt service levy in FY19.
8. Police and Fire retirement fund budget
   Steiner noted the increases in City's contribution to MFPRSI and the corresponding increase in the tax levy and presented the budget for the Police and Fire Retirement Fund.
9. Road Use Tax fund budget
   Steiner then presented the Road Use Tax Fund and the many functions this fund supports. Steiner also clarified that most Public Works personnel are budgeted in the General Fund, and the City then transfers money from Road Use Tax to the General Fund to support the costs of those employees.

ADJOURNMENT

The meeting adjourned at 12:47 pm.

COUNCIL PROCEEDINGS
January 29, 2018

Respectfully submitted,

_____
Jessica Kinser, City Administrator

CITY OF MARSHALLTOWN

_____
Joel T.S. Greer, Mayor

ATTEST:

_____
Shari L. Coughenour, CMC, City Clerk

COUNCIL PROCEEDINGS
February 5, 2018

The Marshalltown City Council met in special session for the Fiscal Year 2019 Budget on February 5, 2018, at 12:00 PM, in the Council Chambers at City Hall. Mayor Greer called the meeting to order and led the Pledge of Allegiance. Present: Cahill, Gowdy, Hoop, Lamer, Martin, Wirin.

MAYOR, COUNCIL, ADMINISTRATOR COMMENTS

Council member Cahill asked if, at the appropriate time, staff could provide an explanation of how the 911 Communications expenses have impacted the City's budget.

DISCUSSION:

Fiscal Year Ending 2019 Budget Discussion

City Administrator Jessica Kinser notified the Council the General Fund has an additional deficit of approximately $35,000, discovered after reconciling the transfer in from the Employee Benefits Fund. Kinser asked the Council to use local option sales tax to eliminate this deficit now, with staff to come back with expenditure and revenue proposals in anticipation of a property tax backfill reduction by the State for fiscal year 2019. Kinser also advised the Council the proposals to add staff in Police and Fire be put on hold at this point. There was consensus on these points. Council member Lamer asked if staff was looking at reducing some of the current cash balances to assist with the deficit. Finance Director Diana Steiner explained there were funds in which fund balance was being proposed to be used in the next fiscal year, but the State does not allow for cash balances in restricted funds to go to the General Fund. Kinser also responded to Council member Cahill's request to talk about the 911 Communications expense and revenue changes.

1. Tax Levy Review

   Finance Director Diana Steiner presented a tax levy of $15.28 as previously directed by the Council. The employee benefits tax levies have decreased. This means less local option sales tax fund balance for property tax relief is needed to compute a tax levy of $15.28.

2. Special Revenue Funds

   Steiner discussed the special revenue funds, noting that fund 179 is a new fund for the Neighborhood Revitalization Program. Fund 188 will not be used in fiscal year 2019 as it was for the HUD Lead Grant. Fund 190 for the 911 Surcharge dollars is also not budgeted as these dollars will be turned over to the County.

3. Capital Project Funds

   Steiner gave an overview of the capital project funds, which account for the Street Improvement Program, Police and Fire Building and any other projects.

4. Enterprise Funds

   Steiner gave an overview of the enterprise funds, which account for the functions of the City that are to have fees and charges to support the cost of providing the service. She recommended increasing the fund balance in Transit, as it was fairly low. The Park and Rec Concession fund also has a deficit which is being addressed.

5. Council Electronic Devices

   Steiner presented a quote from the City's IT contractor for laptops or devices with Adobe software. Council member Gowdy expressed a desire for either as we look to go paperless, but the personal devices are slow when trying to keep up at Council meetings. Council member Lamer stated he was in favor of the devices if the Council members were going to get city-issued email addresses. Kinser stated that was the intent. The consensus is to go with a Microsoft Surface with individual email accounts.

6. Requests from Organizations for LOST Council Designated Funds

   Council member Wirin stated that the Council's first priority should be funding essential services before outside requests and requests should have an official city purpose. Motion made by Wirin, seconded by Martin to fund the Sister Cities request at $1,000. Upon further discussion, Martin

questioned funding the 4th of July Fireworks. Lamer made a motion to amend the current motion to include $5,000 for 4th of July Fireworks and $100 for Trees Forever. Seconded by Hoop. Upon further discussion, Council member Cahill stated that she would like to see a more formalized process with criteria for awarding the funds; Wirin agreed. Public comments were then offered by Reed Riskedahl, 1412 S. 5th St., who does not think the City should hand out funds like a foundation. Leigh Bauder, 401 Orchard Dr., stated the Council needs to focus on funding essential services with objective criteria. Harley Murra, 1004 Ratcliffe Dr., agrees with Cahill and Wirin and does not believe the Council should consider funding the band or expand the Library. Roll call vote on the amendment to the motion was 4-2, with Cahill and Wirin dissenting. Roll call vote on the amended motion was 3-3 and failed due to a lack of a majority. Motion by Cahill to have the Council discuss criteria and a process for awarding funds. Seconded by Wirin. The motion was approved 6-0. City Administrator Kinser stated that this would come on a future Council agenda under discussion.

7. Cash Flow Reserve

Motion by Cahill and seconded by Gowdy to fund the General Fund Cash Flow Reserve at 100% in fiscal year 2019 with local option sales tax. Motion approved 6-0.

ADJOURNMENT

The meeting adjourned at 12:55 pm.

Respectfully submitted,

_____
Jessica Kinser, City Administrator

CITY OF MARSHALLTOWN

_____
Joel T.S. Greer, Mayor

ATTEST:

_____
Shari L. Coughenour, CMC, City Clerk

Advertising	
Great.Wstrn.Bnk/1	2.00
T-R/7	1,205.86
Buildings/Improvements	
Corrado.Constr/1	120,384.00
Forman.Ford/1	12,044.10
Garling.Constr/1	7,457.50
Consulting & Professional Fees	
Bedford,B/1	350.00
Bernard,B/1	600.00
Bernie.Lowe/2	45.42
Bolton&Menk.Inc/1	3,830.75
Cayler,J/1	350.00
CGA.Assoc/1	1,545.00
DTN.LLC/1	528.00
Fox.Engrg.Assc/1	7,462.00
Great.Wstrn.Bnk/1	25.00
Grimes.Buck.Sch/2	4,689.00
Howard.R.Green/1	14,830.95
IVCCD/1	1,875.00
Logan,J/1	350.00
Lynch.Dallas.PC/5	3,294.50
Olsson.Assoc/1	6,461.25
Story.Constr/1	64,781.83
Wellmark.Inc./1	10,290.47
Contracts	
Aramark.Unfrm/8	136.66
ARL/1	4,333.33
Awe.Acquisition/1	1,100.00
BDH/7	5,925.50
Construct/2	22,491.49
Electronic.Engr/3	738.80
Fisher.Comm.Ctr/1	6,396.66
Great.Wstrn.Bnk/2	481.70
Hansen,J/3	2,468.00
Happy.Softw/6	7,936.59
Ia.Dept.Justice/1	86.60
IA.Dpt.Safety/2	2,874.00
IVCCD/1	9,334.84
Koch.Brthrs/1	27.98
Marsh.Co.Treas/1	868.50
Marshall.Co. Em/1	2,419.08
Marshall.Co.Att/1	86.60
MMIT.INC/2	105.72
Mobotrex.Inc./1	5,999.00
Municipal.Band/8	5,994.09
O.C.L.C.Inc/1	893.32
ONSITE.INFO.DES/4	165.00
Premier.Equip/4	297.34
Region.6.Planng/1	1,254.00
RICOH.USA.INC/4	92.69
Schendel.Pest.C/3	119.50
Servicemaster/2	2,772.00
Stone.Sanit/9	1,777.23
Unified.Contr./1	650.00

Unique.Mgmt.Svc/1	152.15
Xerox.Corp/3	83.79
Debt Service	
CRBT/2	8,707.57
Library Books	
Baker.Taylor/7	269.94
Baker.Taylor.En/2	211.60
BRODART.CO/7	1,025.02
Cengage.Learng/9	830.92
Findaway.World/1	169.98
Great.Wstrn.Bnk/32	1,624.21
Live.Oak.Media/1	70.24
MicroMarketing./5	577.58
Midwest.Tape/4	299.79
Mt.Library.Serv/1	202.00
OVERDRIVE,INC./2	628.34
Rainbow.Book/1	76.75
RECORDED.BOOKS/1	53.28
Medical	
Bernie.Lowe/2	1,460.62
HARTFORD.ACCTS/1	6,876.69
HyVee.Pharm/1	4.00
Medtrak.Service/2	605.26
Wellmark.Inc./6	228,152.26
Payroll.Deductions	
American.Educa./2	128.82
AXA/4	900.00
Carpenter.Unfrm/1	129.99
Collection.Svs./12	3,469.16
Colonial.Life/2	810.57
Fidelity.Securi/4	810.68
Fire.Union.Dues/2	1,260.00
Great.Wstrn.Bnk/1	1,032.00
I.P.E.R.S./7	70,389.36
I.R.S./12	161,798.07
IA.Treasurer/8	37,671.49
ICMA.457/22	19,011.72
IUPAT.PPME/1	1,006.22
M.F.P.R.S.I./4	123,209.23
Meskwaki Nation/2	600.68
Teamsters238/2	1,771.32
Texas.Child.Sup/4	505.14
TotalAdmin.Serv/12	23,731.59
UAW.Local 893/1	148.48
United.Way/4	943.54
Verizon.Wireles/1	90.00
Payroll.Net	
Payroll/1	547,385.80
Refund/Reimbursed	
Baker.Taylor/8	865.04
Baker.Taylor.En/1	167.95
BRODART.CO/5	602.76
Cengage.Learng/1	19.46
Dept.Public.Def/1	18,018.00
Fisher.Comm.Ctr/1	237.16

Gardner.Publish/1	89.91
GOODING.B/1	785.31
Great.Wstrn.Bnk/6	217.18
MicroMarketing./2	29.50
Rhodes,S/1	9.99
Rents/Leases	
Ackley.Housing/15	2,581.00
ALCALA,R/1	198.00
Altringer,J/1	282.00
AMES,STEVEN/26	6,740.00
BLOOD,A/1	493.00
BOULDER.COOP.HS/2	410.00
Brodin,C/1	192.00
BROWN,B/1	57.00
Chadderdon,A/2	510.00
Chicago.Hsg.Aut/1	945.00
CHOATE,A/1	509.00
CIRSI/7	836.00
CLAWSON,J/1	245.00
CMHC.INVEST/1	332.00
Crosser,D/1	363.00
CROSSER,R/1	141.00
D.D.Rentals/1	248.00
Eakin,R/1	226.00
ECKLOR,S/3	944.00
Elwayne.Inc./2	555.00
Etter, W/1	380.00
Eubanks,C/4	1,111.00
F.C.Rentals.LLC/2	511.00
Farrell.Propert/6	1,327.00
FISCHELS,R/2	403.00
Frese.Propts/4	1,185.00
FRIEND,T/1	235.00
Friendly.Valley/4	601.00
Garwin.Trust/1	83.00
Grant.Park.LLC/25	5,040.00
Gray,D/1	492.00
Hala,J/3	811.00
Halladay,W/1	250.00
HANSEN,J/1	251.00
HANSEN,R/1	156.00
HARRIS,T/1	324.00
HASS,S/1	240.00
Hatch,J/2	640.00
Hatch,R/4	2,053.00
HAVELKA,B/1	500.00
Hilltop.Village/10	1,676.00
HOULIHAN,D/1	287.00
HOVERSTEN,R/1	900.00
HOWARD,J/1	175.00
Hsg.Auth.CookCo/7	6,264.00
Hsg.Auth.Joliet/3	4,596.00
HUBBARD.MAPLE/4	599.00
Irvine,S/1	286.00
Jared,S/3	590.00

JASPERS,M/1	127.00
JBI.COOP.Assn/4	1,051.00
Judge,M/14	4,595.00
Kaplan-Young/1	497.00
KLOCKE,C/1	471.00
Kramer,M/1	349.00
Landherr,J/1	415.00
LAWSON,R/2	310.00
Lawthers.Prop.M/2	970.00
LL.Enterprises/1	199.00
LUENSE,B/6	1,946.00
MANNSON.PROP/2	342.00
Marshalltown.Sr/9	1,875.00
MATNEY,L/1	264.00
MtownWestownLLP/18	3,575.00
Mtwn.Properties/1	321.00
MURPHY,P/1	472.00
Natl.Mngmt.Corp/2	827.00
NAUGHTON,R/1	825.00
North.Tama.Hsg/3	411.00
Oakland.Prop/1	92.00
Oetker,D/3	570.00
Oetker.Jr.,J/1	471.00
Olberding,L/1	458.00
Palisade.Holdng/1	155.00
Park.Elms,LLC/5	1,205.00
Pheasant.Run.Ap/4	1,220.00
Piska,R/1	95.00
Polley,M/1	523.00
Prairie.Home.Pp/1	254.00
Premier.RE.Mgmt/2	470.00
PYLE,D/1	224.00
R.E.P.Corp/3	376.00
RA.Rental.Prop/1	369.00
RD.Toledo,LLP/2	890.00
Reed,T/15	4,749.00
River.Birch/8	3,354.00
River.Oaks/9	3,026.00
S.E.Invst/3	822.00
Sands,S/1	332.00
Schmidt,M/3	640.00
SCHULER-VANLANG/1	260.00
SCOTT,L/1	384.00
SE.Coop.Housing/1	206.00
SESKER,R/2	655.00
SMITH,N/3	527.00
Soltero,W/1	159.00
Specht,G/1	468.00
Squire,B/1	264.00
STAFF,E/1	245.00
Steelsmith,G/6	1,378.00
Stichter,R/1	139.00
Sunrise.Apt/2	142.00
Swan.Estates/1	356.00
Switzer,T/3	863.00

Tallcorn.Tower/17	5,270.00
TAYLOR,M/1	216.00
Titus,T/2	509.00
TOWN.APARTMENT/5	746.00
TREVRON,LLC/1	310.00
TT.C.Coop.Hsg/2	537.00
VEST,L/2	404.00
WARREN,C/1	226.00
Weatherly.Erin/1	319.00
WEIDNER,R/1	226.00
Welter,T/1	508.00
WIEBENSOHN,L/1	105.00
WIND-HUSAK,D/1	399.00
Worent.Inc/1	140.00
Service/Repairs	
Aponte,M/1	27.00
Arnold.Motor.Su/1	11.76
B&G.HVAC.INC/1	190.00
B.M.I./1	314.10
BLUEGLOBES.INC/1	113.19
Bobcat.Ames/1	2,484.76
Carmer,D/1	12.00
CARRIGAN,K/1	37.00
Carter,G/1	9.00
Cedar.Invst.Grp/1	8,000.00
CENTRAL.IA.WATE/1	300.00
Century.Link/89	2,598.05
Chicago.Hsg.Aut/1	36.31
Comm.Transp/1	475.00
Daves.Crane/1	700.00
Devig,T/3	4,659.90
Ed.M.Feld.Eq/2	1,408.00
Gale-Hazen,E/1	195.00
Gale-Hazen,K/1	315.00
Gohring,R/1	10.00
Great.Wstrn.Bnk/37	4,421.73
Hartwig.Plmbg/3	418.00
Heart.of.Iowa/6	958.18
Hogeland.Auto.P/1	75.00
Hsg.Auth.CookCo/1	244.08
Hsg.Auth.Joliet/1	72.62
IA.Auditor/1	850.00
Iowa.Hometown.S/1	450.00
JOHNSON,C/1	46.00
KROENER,L/1	4.00
Language.Line.S/1	674.85
Ledford,M/2	1,525.00
Macqueen.Equip/2	735.47
Marsh.Co.Treas/2	232.18
McAtee.Tire/2	274.40
Minerva.Val.Tel/1	50.00
Mtwn.Wtrwrks/3	8,377.53
Ncrc.nahro/1	75.00
Neave,G/1	37.00
Nfap.Natl.Fire./1	1,495.00

ONE.SOURCE/1	15.00
ORTEGA,L/1	30.00
Racom.Corp/2	37,357.08
Record.AutoDoor/1	3,400.00
Saung,S/1	37.50
Scharnweber.Wtr/1	27.00
Scroggins,J/1	41.00
Sister.Cities./1	595.00
St.Lukes.Health/1	60.00
STREET-LOPEZ,J/1	47.00
Traffic.Transp./1	1,139.82
US CELLULAR/6	276.76
US.Bank.Equipmt/1	346.48
US.Yellow.Pgs/1	229.00
Verizon.Wireles/5	352.41
Windstream/1	76.44
WOOD,A/1	42.00
Woodman.Control/1	1,100.00
Supplies/Parts	
Adland.Engrvg/2	1,198.00
Arnold.Motor.Su/18	909.35
Awe.Acquisition/1	3,179.00
B&G.HVAC.INC/1	389.00
Baker.Taylor/8	226.41
Barco.MuniProd/3	1,077.45
BDH/1	15.00
Carpenter.Unfrm/8	1,335.78
Chemsearch/1	272.35
City.Laundering/8	209.80
Cntrl.IA.Distr/4	512.45
Cntrl.IA.Farm/2	74.74
Cntrl.Office/2	11.81
Concrete/1	727.50
Crescnt.Electrc/1	142.90
Crop.Production/2	241.00
Cummins.Service/1	112.03
Dave.Wright.Bui/1	143.75
Dave.WrightCDRJ/2	189.00
Ed.M.Feld.Eq/4	18.00
Engineered.Equi/2	55,346.08
Environ.Resourc/2	628.92
Fastenal.Co/4	79.15
Galls.LLC/15	1,273.93
Gillig.LLC/5	5,407.46
Gowdy,S/1	6.00
Great.Wstrn.Bnk/145	15,641.38
Hartwig.Plmbg/3	12.38
Hotsy.Cleaning/1	100.00
IA.Poetry.Assc/1	9.00
IA.Prison.Ind/1	1,635.50
IA.Water.Mgmt/2	3,307.00
In.Stitches/2	130.90
Interst.Battery/2	150.60
Keystone.Lab/1	64.00
Kieslers/1	460.16

Koch.Brthrs/1	287.32
Laville,J/1	27.22
Marsh.Co.Engr/19	17,396.18
Maxim.Silencers/1	4,325.01
MC2.Inc./3	1,123.64
Midland.Scienti/9	1,455.86
MINITEX.UN.MINN/1	542.00
Minuteman/3	124.23
Motion.Industry/3	268.19
Napa.Auto/9	482.24
Northern.Lights/1	193.73
Oreilly.Automot/3	222.52
Palmer,J/1	64.40
Racom.Corp/3	774.00
Reliant.Fire.Ap/1	125.72
Smartsign/1	524.22
Steiner,D/1	282.14
Storey.Kenwrthy/4	210.70
Streichers.Inc/1	278.00
Verizon.Wireles/1	718.69
WW.Grainger/1	14.64
Zarnoth.Brush.W/1	762.40
Travel/Training	
Bedford,B/1	96.12
Bryant,K/1	12.01
Cayler,J/1	113.40
Gowdy,S/1	46.41
Great.Wstrn.Bnk/9	1,308.20
I.L.E.A./2	6,690.00
Klavenga,J/1	94.46
Logan,J/1	106.92
NE.IA.Interpret/2	240.00
Rolston,A/1	13.10
ROSENBLUM,S/1	397.00
Svoboda,N/1	131.51
Utilities	
AlliantEnergy/69	39,671.39
CENTRAL.IA.WATE/1	148.92
Great.Wstrn.Bnk/1	19.99
Mtwn.Wtrwrks/4	736.73
Total/1345	**1,988,379.55**

Joel Greer, Mayor
Jessica Kinser, Administrator
Diana Steiner, Finance Director
24 North Center Street
Marshalltown, IA 50158-4911
Tel - (641) 754-5760
Fax - (641) 754-5781

FINANCE DEPARTMENT

February 12, 2018

To: Mayor Joel Greer
Members of the City Council

From: Finance Department

Re: November Monthly Financial Statements

Policy Issue: N/A

Recommendation: Staff recommends approving the Nov. 2017 monthly financial statements.

Background: The Finance department has prepared and reconciled the Nov. 2017 financial statements for your review. The attached reports include the following:

- Fund Balance Report, which includes the beginning balance at 6/30/17, the year-to-date revenues and expenses for 5 months and the ending fund cash balance.
- Cash & Investments Report, which includes current balances and interest rates for all city investments.
- Monthly Budget Report, which reflects monthly and year-to-date revenues and expenses by each fund and then in summary. If the YTD Activity amount is less than the YTD Budget amount, it will show as unfavorable for revenues and favorable for expenses.

Items of interest this month:

Paid $57,572 in TIF rebate agreement payments

Paid $676,247 in bond and interest payments.

Attachment: November 2017 Financial Statements

cc: Jessica Kinser, City Administrator

City Council
Susan Cahill, Leon Lamer, Mike Gowdy,
Al Hoop, Bill Martin, Bethany Wirin

City of Marshalltown, IA

Fund Balance Report
As of 11/30/2017

Fund	Beginning Balance	Total Revenues	Total Expenses	Ending Balance
001 - GENERAL FUND	1,010,518.57	6,324,595.31	6,345,908.68	989,205.20
010 - CASH FLOW RESERVE FUND	2,067,220.00	7,826.58	-	2,075,046.58
030 - CAPITAL RESERVE	222,656.03	203,010.78	430,587.64	(4,920.83)
031 - CAPITAL RSRV-BLDG MAINT	433,540.11	1,879.51	3,290.50	432,129.12
032 - CIP LARGE VEHICLE/EQUIPMENT	-	-	-	-
050 - COLISEUM ACTIVITY FUND	3,996.94	14,541.26	20,293.10	(1,754.90)
110 - ROAD USE TAX	4,812,368.51	1,641,218.71	1,393,598.72	5,059,988.50
112 - EMPLOYEE BENEFITS FUND	2,261,648.85	762,325.27	578,016.14	2,445,957.98
117 - POLICE/FIRE RETIREMENT	599,680.42	578,507.03	240,146.15	938,041.30
119 - EMERGENCY FUND	-	113,983.04	2,369.23	111,613.81
121 - LOCAL OPTION SALES TAX	5,263,028.64	1,411,571.17	1,608,789.92	5,065,809.89
125 - TAX INCREMENT FINANCING	936,710.02	105,793.53	120,595.13	921,908.42
130 - CITY TORT LIABILITY	97,286.38	69,845.19	76,320.96	90,810.61
131 - SPECIAL ASSESSMENTS SURPLUS	-	-	-	-
132 - GRANTS-STATE/LOCAL AGENCIES	3,591.05	25,124.76	-	28,715.81
133 - UNDESIGNATED FEDERAL GRANTS	-	-	-	-
140 - PARK & REC DONATION FUND	98,892.74	115,538.70	182,199.74	32,231.70
141 - MTOWN TENNIS ASSOC	1,664.12	7.27	-	1,671.39
142 - SOFTBALL ASSOCIATION FUND	11,335.24	1,011.87	13,797.91	(1,450.80)
143 - NICHOLSON FORD REAP GRANT	-	-	-	-
144 - LIVE HEALTHY IOWA	5,307.70	21.49	381.48	4,947.71
150 - COPS FAST GRANTS	(5,385.09)	20,071.33	29,128.99	(14,442.75)
151 - DEPT OF JUSTICE GRANTS	(1,434.78)	12,095.11	12,405.74	(1,745.41)
152 - POLICE UNDESIGNATED GRANTS	(7,518.79)	34,769.10	59,876.96	(32,626.65)
153 - POLICE DEPT DONATION FUND	104,225.71	6,443.34	7,228.78	103,440.27
155 - (D)POLICE PENSION - SPEC REV	-	-	-	-
156 - FIRE DEPT DONATION FUND	3,198.21	19,103.15	-	22,301.36
157 - FIRE DEPT GRANTS	4,548.87	19.86	-	4,568.73
160 - ECONOMIC DEVELOPMENT GIFT	49,354.02	215.33	-	49,569.35
161 - SURETY DEPOSITS/SUBDIVIDER	10,296.52	44.92	-	10,341.44
170 - LIBRARY DONATION FUND	91,026.00	13,559.23	11,518.61	93,066.62
177 - SEIZED ASSETS (POLICE)	32,209.73	9,219.94	4,262.03	37,167.64
179 - OTHER COMM AND ECON DEVELOPMENT	-	-	-	-
180 - HOUSING GRANTS	35,462.31	153.75	1,153.68	34,462.38
181 - (D)HUD LEAD GRANT	12.37	-	-	12.37
182 - #4 HUD LEAD GRANT	9,267.11	-	-	9,267.11
183 - FY 08 EDI (ECON DEV INCENTIVE)	(12,029.25)	-	-	(12,029.25)
184 - VOUCHERS - 002, 003	189,187.01	490,975.42	575,331.58	104,830.85
185 - CDBG HOUSING GRANTS	-	-	7.00	(7.00)
186 - CBDG GRANTS-NSP	(19,675.33)	80,239.54	2,551.99	58,012.22
187 - HUD LEAD MATCH	40,262.42	-	-	40,262.42
188 - #5 HUD LEAD GRANT	(78,378.15)	648,773.73	658,600.27	(88,204.69)
190 - 911 SURCHARGE	530,417.81	159,567.79	101,582.10	588,403.50
198 - Z_GROUP HEALTH INSURANCE RET	-	-	-	-
199 - Z_CERTIFICATES	-	-	-	-
200 - GO BONDS DEBT FUND	207,473.39	1,542,419.29	290,781.25	1,459,111.43
300 - CIP COLLECTION FUND	369,047.84	286,501.34	202,648.87	452,900.31
310 - FEDERAL STREET GRANTS	(877,399.09)	237,777.15	1,316.60	(640,938.54)
311 - RISE STREET GRANTS	(98,178.29)	-	-	(98,178.29)
312 - AIRPORT PROJECT FUND	(78,886.16)	44,781.00	475,302.47	(509,407.63)
320 - SPECIAL ASSESSMENT PROJECTS	(47,080.95)	7,779.00	-	(39,301.95)
340 - BIKE PATH PROJECT FUND	92,501.58	161,898.71	935,220.88	(680,820.59)
341 - TREES FOREVER PROJECT	1,196.00	2,121.42	1,098.95	2,218.47
350 - GO BONDS CAPITAL PROJECTS	8,388.19	36.59	-	8,424.78
351 - 2012 BOND CAPITAL PROJ FUND	-	-	-	-
352 - 2013 BOND PROCEEDS CAP PRJ	-	-	-	-
353 - 2014 GO BONDS	(13.73)	-	81,684.42	(81,698.15)
354 - POLICE & FIRE STATIONS	3,492,999.93	12,818,079.70	1,053,591.94	15,257,487.69

355 - 2015 GO BONDS (D&D)	169,029.14	723.03	6,636.08	163,116.09
356 - 2016 BONDS - STREET PROJECTS	1,847,200.44	1,377,102.00	3,253,851.45	(29,549.01)
357 - 2018 CY STREET PROJECTS	-	-	-	-
380 - (D) S CENTER STREET PROJECTS	-	-	-	-
381 - CAPITAL STREET PROJECTS	-	-	-	-
382 - PUBLIC WORKS FACILITY	1,265.98	4.46	1,270.44	-
383 - CARNEGIE/CITY HALL REVITALIZTN	-	-	-	-
391 - TIF DISTRICT II CAP PROJECTS	14,561.90	-	-	14,561.90
392 - TIF DISTRICT III CAP PROJECTS	7,851.75	34.27	-	7,886.02
393 - TIF DISTRICT IV CAP PROJECTS	(2,477.30)	-	2,453.73	(4,931.03)
610 - WATER POLLUTION CONTROL	2,002.91	2,330,658.24	2,330,031.46	2,629.69
611 - WPCP REVENUE	8,948,596.83	3,225,439.49	2,327,246.40	9,846,789.92
612 - WPCP REVENUE BOND FUND	311,843.76	1,652.77	123,615.00	189,881.53
613 - SEWER I/I PROJECT	-	-	-	-
614 - WPCP CAPITAL IMPROVEMENT RSRV	1,006,916.01	4,393.24	-	1,011,309.25
615 - WPCP PLANT & IMPROVEMENTS	-	-	390.00	(390.00)
616 - SANITARY SEWER REHAB PROJECT	0.10	-	293,340.50	(293,340.40)
617 - SANITARY SEWER NEW CONSTRUCTN	68,659.26	13,700.00	-	82,359.26
690 - TRANSIT OPERATING	117,704.41	134,074.88	261,302.69	(9,523.40)
691 - PARA TRANSIT	-	-	-	-
740 - STORM SEWER UTILITY	1,177,576.25	593,751.51	252,645.59	1,518,682.17
741 - 2016 GO STORM WATER PROJ	1,800,530.26	3,733.33	27,185.00	1,777,078.59
750 - COMPOSTING FACILITY	179,366.73	34,943.50	28,277.00	186,033.23
760 - P&R CONCESSIONS ENTERPRISE	10,326.18	20,445.78	46,645.87	(15,873.91)
881 - OCCUPATIONAL INSURANCE ESCROW	(849.93)	55,615.75	31,184.43	23,581.39
884 - GROUP HEALTH INSURANCE ESCROW	2,655,233.60	1,102,514.84	1,149,696.05	2,608,052.39
885 - FLEXIBLE BENEFITS FUND	-	-	-	-
886 - WORKMAN'S COMP DEDUCTIBLE FUND	37,319.60	162.70	62.52	37,419.78
899 - INVENTORY FUND	-	-	-	-
910 - POLICE PENSION - T & A	-	3,141.24	4,711.86	(1,570.62)
950 - SUBDIVIDER IMPROVEMENT ESCROW	-	-	-	-
951 - SALES TAX REIMBURSEMENT	1,523.34	1,295.82	4,257.89	(1,438.73)
952 - SURETY BONDS/DEPOSITS	1,501.21	177.89	-	1,679.10
953 - IA STATE SLEUTH USR GRP	14,971.67	-	-	14,971.67
Report Total:	40,245,194.83	36,877,011.95	25,666,392.37	51,455,814.41

City of Marshalltown, IA

CASH & INVESTMENTS
Month Ending 11/30/17

Account	Name	Balance	Interest Rate
BalObject: 0110 - US Bank Acct			
999.0110.000	CASH US BANK	36,382.58	0.00
BalObject: 0111 - UB&T Operating			
999.0111.000	UB&T Operating	7,609,657.74	1.45
BalObject: 0112 - UB&T AP			
999.0112.000	UB&T AP	11,531.95	1.45
BalObject: 0113 - UB&T Payroll			
999.0113.000	UB&T Payroll	41,506.03	1.45
BalObject: 0114 - UB&T Dev Inspections			
999.0114.000	UB&T Dev Inspections	30,379.62	1.45
BalObject: 0115 - UB&T HUD Admin			
999.0115.000	UB&T HUD Admin	124,871.27	1.45
BalObject: 0116 - UB&T HUD HAP			
999.0116.000	UB&T HUD HAP	16,363.45	1.45
BalObject: 0117 - UB&T Police			
999.0117.000	UB&T Police	25,227.90	1.45
BalObject: 0120 - PETTY CASH			
610.0120.000	PETTY CASH	200.00	0.00
750.0120.000	PETTY CASH	200.00	0.00
BalObject: 0122 - PETTY CASH-CITY CLERK			
001.0122.000	PETTY CASH-CITY CLERK	750.00	0.00
BalObject: 0123 - PETTY CASH-LIBRARY			
001.0123.000	PETTY CASH-LIBRARY	100.00	0.00
BalObject: 0125 - PETTY CASH-PARK			
001.0125.000	PETTY CASH-PARK	200.00	0.00
BalObject: 0130 - CASH HELD BY INSUR ADMI			
885.0130.000	CASH HELD BY INSUR ADMI	1.00	0.00
BalObject: 0213 - CENTRAL STATE BNK MONEY MARKET			
999.0213.000	CENTRAL STATE BNK MONEY MARKET	2,545,816.12	1.00
BalObject: 0216 - GREAT WESTERN BANK MM			
354.0216.000	GREAT WESTERN BANK MM	811,864.32	1.20
612.0216.000	GREAT WESTERN BANK MM	356,666.91	1.20
741.0216.000	GREAT WESTERN BANK MM	805,647.52	1.20
999.0216.000	GREAT WESTERN BANK MM	2,350,724.52	1.20
BalObject: 0242 - GREAT WESTRN CD (91-365 DYS)			
121.0242.000	GREAT WESTRN CD (91-364 DAYS)	500,000.00	1.55
354.0242.000	GREAT WESTERM CD(91-364)	2,750,000.00	1.45
741.0242.000	GREAT WESTRN CD (91-364 DAYS)	1,000,000.00	0.85
999.0242.000	GREAT WESTRN CD (91-364 DAYS)	1,500,000.00	.96-1.12
BalObject: 0243 - GNB CD (91-364 DYS)			
354.0243.000	GNB CD (91-364 DAYS)	7,250,000.00	1.49-1.58
611.0243.000	GNB CD (91-364 DAYS)	500,000.00	1.32
884.0243.000	GNB CD (91-364 DAYS)	500,000.00	1.18
BalObject: 0247 - FRMRS SVGS BK CD (91-365)			
010.0247.000	FRMRS SVGS BK CD (91-364 DAYS)	501,542.68	1.25
354.0247.000	FRMRS SVGS BK CD (91-364 DAYS)	301,799.77	0.91
611.0247.000	FRMRS SVGS BK CD (91-364 DAYS)	500,000.00	1.57

999.0247.000	FRMRS SVGS BK CD (91-364 DAYS)	2,009,224.34	1.31-1.57
BalObject: 0250 - CENTRAL STATE BANK (91-365) CD			
999.0250.000	CENTRAL STATE BANK (91-364 DAYS)	1,007,551.12	1.10-1.20
BalObject: 0252 - GNB 365 INV			
354.0252.000	GNB CD (365 DAYS)	3,000,000.00	.92-1.65
884.0252.000	GNB CD (365 DAYS)	500,000.00	1.31
999.0252.000	GNB CD (365 DAYS)	1,500,000.00	1.31-1.45
BalObject: 0255 - HOME FEDERAL (365)			
121.0255.000	HOME FEDERAL CD (365 DAYS)	1,000,000.00	0.75
354.0255.000	HOME FEDERAL CD (365 DAYS)	1,300,000.00	0.85
BalObject: 0262 - GREAT WESTERN BANK (> 1 YR CD)			
010.0262.000	GREAT WESTRN CD (365 DAYS)	500,000.00	1.45
121.0262.000	GREAT WESTSERN CD (365 Days)	500,000.00	1.68
611.0262.000	GREAT WESTRN CD (365 DAYS)	500,000.00	1.44
999.0262.000	GREAT WESTRN CD (365 DAYS)	2,000,000.00	1.15-1.68
BalObject: 0265 - IPAIT CD (365)			
999.0265.000	IPAIT CD (365 DAYS)	500,000.00	1.50
BalObject: 0266 - CENTRAL STATE BANK CD (> 1 YR)			
884.0266.000	CENTRAL STATE BANK (365 DAYS)	1,009,522.56	0.95
999.0266.000	CENTRAL STATE BANK (365 DAYS)	4,017,597.26	1.30-1.75
BalObject: 0267 - FARMERS CD (> 1 YR)			
611.0267.000	FRMRS SVGS BK CD (365)	500,000.00	1.72
999.0267.000	FRMRS SVGS BK CD (365 DAYS)	1,506,750.96	1.17-1.44
BalObject: 0999-Pooled Cash			0.00
999.0999.000	Pooled Cash Balance	33,734.79	
	GRAND TOTAL	51,455,814.41	

City of Marshalltown, IA

Monthly Budget Report - Marshalltown

For Fiscal: Current Period Ending: 11/30/2017

	November Activity	YTD Budget	YTD Activity	Variance Favorable (Unfavorable)	Total Budget
Fund: 001 - GENERAL FUND					
Revenue	997,930.27	6,383,663.35	6,324,595.31	-59,068.04	15,320,796
Expense	1,537,259.95	6,489,211.40	6,345,908.68	143,302.72	15,574,133
Fund: 010 - CASH FLOW RESERVE FUND					
Revenue	1,398.34	2,083.30	7,826.58	5,743.28	5,000
Fund: 030 - CAPITAL RESERVE					
Revenue	-	256,245.40	203,010.78	-53,234.62	614,989
Expense	118,838.67	257,182.70	430,587.64	-173,404.94	617,239
Fund: 031 - CAPITAL RSRV-BLDG MAINT					
Revenue	355.68	312.50	1,879.51	1,567.01	750
Expense	-	11,145.80	3,290.50	7,855.30	26,750
Fund: 050 - COLISEUM ACTIVITY FUND					
Revenue	4,659.86	9,135.75	14,541.26	5,405.51	21,926
Expense	3,332.30	16,112.00	20,293.10	-4,181.10	38,670
Fund: 110 - ROAD USE TAX					
Revenue	318,249.53	1,375,000.00	1,641,218.71	266,218.71	3,300,000
Expense	899,469.65	1,451,745.70	1,393,598.72	58,146.98	3,485,203
Fund: 112 - EMPLOYEE BENEFITS FUND					
Revenue	40,358.32	1,085,027.50	762,325.27	-322,702.23	2,604,066
Expense	-	1,095,224.95	578,016.14	517,208.81	2,628,540
Fund: 117 - POLICE/FIRE RETIREMENT					
Revenue	132,885.28	483,812.45	578,507.03	94,694.58	1,161,150
Expense	-	478,484.15	240,146.15	238,338.00	1,148,362
Fund: 119 - EMERGENCY FUND					
Revenue	26,182.02	95,324.55	113,983.04	18,658.49	228,779
Expense	-	95,324.55	2,369.23	92,955.32	228,779
Fund: 121 - LOCAL OPTION SALES TAX					
Revenue	346,199.32	1,709,454.10	1,411,571.17	-297,882.93	4,102,690
Expense	687,954.26	1,674,999.95	1,608,789.92	66,210.03	4,020,000

Fund: 125 - TAX INCREMENT FINANCING					
Revenue	17,561.46	77,716.20	105,793.53	28,077.33	186,519
Expense	57,572.13	256,309.50	120,595.13	135,714.37	615,143
Fund: 130 - CITY TORT LIABILITY					
Revenue	1,888.89	83.30	69,845.19	69,761.89	200
Expense	73,515.64	6,249.95	76,320.96	-70,071.01	15,000
Fund: 132 - GRANTS-STATE/LOCAL AGENCIES					
Revenue	23.64	-	25,124.76	25,124.76	-
Fund: 133 - UNDESIGNATED FEDERAL GRANTS					
Expense	(598.00)	-	-	-	-
Fund: 140 - PARK & REC DONATION FUND					
Revenue	574.66	5,416.65	115,538.70	110,122.05	13,000
Expense	81,053.90	7,977.75	182,199.74	-174,221.99	19,147
Fund: 141 - MTOWN TENNIS ASSOC					
Revenue	1.38	-	7.27	7.27	-
Fund: 142 - SOFTBALL ASSOCIATION FUND					
Revenue	-	-	1,011.87	1,011.87	-
Expense	465.88	-	13,797.91	-13,797.91	-
Fund: 144 - LIVE HEALTHY IOWA					
Revenue	4.07	2,666.65	21.49	-2,645.16	6,400
Expense	-	2,440.60	381.48	2,059.12	5,858
Fund: 150 - COPS FAST GRANTS					
Revenue	3,726.48	20,416.65	20,071.33	(345.32)	49,000
Expense	10,670.45	18,417.00	29,128.99	-10,711.99	44,201
Fund: 151 - DEPT OF JUSTICE GRANTS					
Revenue	-	9,583.30	12,095.11	2,511.81	23,000
Expense	349.57	9,583.30	12,405.74	-2,822.44	23,000
Fund: 152 - POLICE UNDESIGNATED GRANTS					
Revenue	15,376.59	36,150.80	34,769.10	-1,381.70	86,762
Expense	26,159.77	32,287.45	59,876.96	-27,589.51	77,490
Fund: 153 - POLICE DEPT DONATION FUND					
Revenue	245.14	999.95	6,443.34	5,443.39	2,400
Expense	271.33	3,416.55	7,228.78	-3,812.23	8,200
Fund: 156 - FIRE DEPT DONATION FUND					
Revenue	18.36	-	19,103.15	19,103.15	-
Fund: 157 - FIRE DEPT GRANTS					
Revenue	3.76	-	19.86	19.86	-
Fund: 160 - ECONOMIC DEVELOPMENT GIFT					
Revenue	40.80	-	215.33	215.33	-
Fund: 161 - SURETY DEPOSITS/SUBDIVIDER					
Revenue	8.51	-	44.92	44.92	-

Fund: 170 - LIBRARY DONATION FUND					
Revenue	8,878.06	8,333.30	13,559.23	5,225.93	20,000
Expense	2,769.23	5,708.25	11,518.61	-5,810.36	13,700
Fund: 177 - SEIZED ASSETS (POLICE)					
Revenue	60.41	1,416.65	9,219.94	7,803.29	3,400
Expense	150.40	1,249.95	4,262.03	-3,012.08	3,000
Fund: 180 - HOUSING GRANTS					
Revenue	28.37	2,083.30	153.75	-1,929.55	5,000
Expense	1,099.24	862.35	1,153.68	(291.33)	2,070
Fund: 182 - #4 HUD LEAD GRANT					
Revenue	(40.00)	47,015.40	-	-47,015.40	112,837
Fund: 183 - FY 08 EDI (ECON DEV INCENTIVE)					
Revenue	(317.36)	-	-	-	-
Expense	(560.00)	-	-	-	-
Fund: 184 - VOUCHERS - 002, 003					
Revenue	85,210.31	581,095.70	490,975.42	-90,120.28	1,394,630
Expense	132,419.73	578,812.00	575,331.58	3,480.42	1,389,150
Fund: 185 - CDBG HOUSING GRANTS					
Expense	-	-	7.00	(7.00)	-
Fund: 186 - CBDG GRANTS-NSP					
Revenue	47.75	-	80,239.54	80,239.54	-
Expense	-	3,346.15	2,551.99	794.16	8,031
Fund: 187 - HUD LEAD MATCH					
Expense	-	11,161.55	-	11,161.55	26,788
Fund: 188 - #5 HUD LEAD GRANT					
Revenue	303,671.64	633,416.60	648,773.73	15,357.13	1,520,200
Expense	128,722.06	513,371.40	658,600.27	-145,228.87	1,232,093
Fund: 190 - 911 SURCHARGE					
Revenue	78,001.81	124,999.95	159,567.79	34,567.84	300,000
Expense	16,762.77	124,999.45	101,582.10	23,417.35	300,000
Fund: 200 - GO BONDS DEBT FUND					
Revenue	354,011.40	1,797,678.60	1,542,419.29	-255,259.31	4,314,429
Expense	290,781.25	1,729,405.00	290,781.25	1,438,623.75	4,150,572
Fund: 300 - CIP COLLECTION FUND					
Revenue	65,826.88	239,039.50	286,501.34	47,461.84	573,695
Expense	-	256,141.25	202,648.87	53,492.38	614,739
Fund: 310 - FEDERAL STREET GRANTS					
Revenue	-	35,750.00	237,777.15	202,027.15	85,800
Expense	-	-	1,316.60	-1,316.60	-
Fund: 312 - AIRPORT PROJECT FUND					
Revenue	-	130,500.00	44,781.00	-85,719.00	313,200
Expense	463,819.47	145,291.60	475,302.47	-330,010.87	348,700

Fund: 320 - SPECIAL ASSESSMENT PROJECTS					
Revenue	1,008.00	10,416.65	7,779.00	-2,637.65	25,000
Fund: 340 - BIKE PATH PROJECT FUND					
Revenue	320.00	157,638.75	161,898.71	4,259.96	378,333
Expense	3,090.00	211,577.85	935,220.88	-723,643.03	507,787
Fund: 341 - TREES FOREVER PROJECT					
Revenue	1.83	1,250.00	2,121.42	871.42	3,000
Expense	90.00	1,250.00	1,098.95	151.05	3,000
Fund: 350 - GO BONDS CAPITAL PROJECTS					
Revenue	6.93	3,002.50	36.59	-2,965.91	7,206
Fund: 353 - 2014 GO BONDS					
Expense	-	-	81,684.42	-81,684.42	-
Fund: 354 - POLICE & FIRE STATIONS					
Revenue	2,815.54	5,292,083.30	12,818,079.70	7,525,996.40	12,701,000
Expense	143,614.81	3,945,958.25	1,053,591.94	2,892,366.31	9,470,300
Fund: 355 - 2015 GO BONDS (D&D)					
Revenue	134.26	-	723.03	723.03	-
Expense	-	-	6,636.08	-6,636.08	-
Fund: 356 - 2016 BONDS - STREET PROJECTS					
Revenue	1,375,908.52	4,166.65	1,377,102.00	1,372,935.35	10,000
Expense	-	787,053.65	3,253,851.45	-2,466,797.80	1,888,929
Fund: 382 - PUBLIC WORKS FACILITY					
Revenue	-	-	4.46	4.46	-
Expense	1,270.44	-	1,270.44	-1,270.44	-
Fund: 392 - TIF DISTRICT III CAP PROJECTS					
Revenue	6.49	10.40	34.27	23.87	25
Fund: 393 - TIF DISTRICT IV CAP PROJECTS					
Revenue	-	20,833.30	-	-20,833.30	50,000
Expense	-	20,833.30	2,453.73	18,379.57	50,000
Fund: 610 - WATER POLLUTION CONTROL					
Revenue	1,129,840.96	-	2,330,658.24	2,330,658.24	-
Expense	1,130,024.09	3,011,513.85	2,330,031.46	681,482.39	7,227,637
Fund: 611 - WPCP REVENUE					
Revenue	665,568.01	3,048,706.45	3,225,439.49	176,733.04	7,316,896
Expense	1,129,840.96	-	2,327,246.40	-2,327,246.40	-
Fund: 612 - WPCP REVENUE BOND FUND					
Revenue	350.65	-	1,652.77	1,652.77	-
Expense	25,985.00	-	123,615.00	-123,615.00	-
Fund: 614 - WPCP CAPITAL IMPROVEMENT RSRV					
Revenue	832.40	1,125.00	4,393.24	3,268.24	2,700
Fund: 615 - WPCP PLANT & IMPROVEMENTS					
Expense	-	-	390.00	(390.00)	-

Fund: 616 - SANITARY SEWER REHAB PROJECT					
Revenue	-	1,145,833.30	-	-1,145,833.30	2,750,000
Expense	46,924.85	749,999.95	293,340.50	456,659.45	1,800,000
Fund: 617 - SANITARY SEWER NEW CONSTRUCTN					
Revenue	2,300.00	-	13,700.00	13,700.00	-
Fund: 690 - TRANSIT OPERATING					
Revenue	22,636.08	420,769.40	134,074.88	-286,694.52	1,009,847
Expense	60,999.62	490,412.65	261,302.69	229,109.96	1,176,992
Fund: 740 - STORM SEWER UTILITY					
Revenue	130,272.63	615,833.30	593,751.51	-22,081.79	1,478,000
Expense	72,853.72	385,696.95	252,645.59	133,051.36	925,675
Fund: 741 - 2016 GO STORM WATER PROJ					
Revenue	792.07	-	3,733.33	3,733.33	-
Expense	-	291,666.65	27,185.00	264,481.65	700,000
Fund: 750 - COMPOSTING FACILITY					
Revenue	7,179.96	28,545.30	34,943.50	6,398.20	68,509
Expense	7,289.94	86,360.50	28,277.00	58,083.50	207,266
Fund: 760 - P&R CONCESSIONS ENTERPRISE					
Revenue	-	15,958.30	20,445.78	4,487.48	38,300
Expense	617.21	17,023.40	46,645.87	-29,622.47	40,857
Fund: 881 - OCCUPATIONAL INSURANCE ESCROW					
Revenue	15,183.66	-	55,615.75	55,615.75	-
Expense	1,667.54	-	31,184.43	-31,184.43	-
Fund: 884 - GROUP HEALTH INSURANCE ESCROW					
Revenue	212,793.26	-	1,102,514.84	1,102,514.84	-
Expense	254,059.08	-	1,149,696.05	-1,149,696.05	-
Fund: 886 - WORKMAN'S COMP DEDUCTIBLE FUND					
Revenue	30.80	-	162.70	162.70	-
Expense	-	-	62.52	(62.52)	-
Fund: 910 - POLICE PENSION - T & A					
Revenue	-	-	3,141.24	3,141.24	-
Expense	785.31	-	4,711.86	-4,711.86	-

Fund	November Activity	YTDBudget	YTD Activity	Variance Favorable (Unfavorable)	Total Budget
001 - GENERAL FUND	(539,329.68)	(105,548.05)	(21,313.37)	(84,234.68)	(253,337)
010 - CASH FLOW RESERVE FUND	1,398.34	2,083.30	7,826.58	5,743.28	5,000
030 - CAPITAL RESERVE	(118,838.67)	(937.30)	(227,576.86)	(226,639.56)	(2,250)
031 - CAPITAL RSRV-BLDG MAINT	355.68	(10,833.30)	(1,410.99)	9,422.31	(26,000)
050 - COLISEUM ACTIVITY FUND	1,327.56	(6,976.25)	(5,751.84)	1,224.41	(16,744)
110 - ROAD USE TAX	(581,220.12)	(76,745.70)	247,619.99	324,365.69	(185,203)
112 - EMPLOYEE BENEFITS FUND	40,358.32	(10,197.45)	184,309.13	194,506.58	(24,474)
117 - POLICE/FIRE RETIREMENT	132,885.28	5,328.30	338,360.88	333,032.58	12,788
119 - EMERGENCY FUND	26,182.02	-	111,613.81	111,613.81	-
121 - LOCAL OPTION SALES TAX	(341,754.94)	34,454.15	(197,218.75)	(231,672.90)	82,690
125 - TAX INCREMENT FINANCING	(40,010.67)	(178,593.30)	(14,801.60)	163,791.70	(428,624)
130 - CITY TORT LIABILITY	(71,626.75)	(6,166.65)	(6,475.77)	(309.12)	(14,800)
132 - GRANTS-STATE/LOCAL AGENCIES	23.64	-	25,124.76	25,124.76	-
133 - UNDESIGNATED FEDERAL GRANTS	598.00	-	-	-	-
140 - PARK & REC DONATION FUND	(80,479.24)	(2,561.10)	(66,661.04)	(64,099.94)	(6,147)
141 - MTOWN TENNIS ASSOC	1.38	-	7.27	7.27	-
142 - SOFTBALL ASSOCIATION FUND	(465.88)	-	(12,786.04)	(12,786.04)	-
144 - LIVE HEALTHY IOWA	4.07	226.05	(359.99)	(586.04)	542
150 - COPS FAST GRANTS	(6,943.97)	1,999.65	(9,057.66)	(11,057.31)	4,799
151 - DEPT OF JUSTICE GRANTS	(349.57)	-	(310.63)	(310.63)	-
152 - POLICE UNDESIGNATED GRANTS	(10,783.18)	3,863.35	(25,107.86)	(28,971.21)	9,272
153 - POLICE DEPT DONATION FUND	(26.19)	(2,416.60)	(785.44)	1,631.16	(5,800)
156 - FIRE DEPT DONATION FUND	18.36	-	19,103.15	19,103.15	-
157 - FIRE DEPT GRANTS	3.76	-	19.86	19.86	-
160 - ECONOMIC DEVELOPMENT GIFT	40.80	-	215.33	215.33	-
161 - SURETY DEPOSITS/SUBDIVIDER	8.51	-	44.92	44.92	-
170 - LIBRARY DONATION FUND	6,108.83	2,625.05	2,040.62	(584.43)	6,300
177 - SEIZED ASSETS (POLICE)	(89.99)	166.70	4,957.91	4,791.21	400
180 - HOUSING GRANTS	(1,070.87)	1,220.95	(999.93)	(2,220.88)	2,930
182 - #4 HUD LEAD GRANT	(40.00)	47,015.40	-	(47,015.40)	112,837
183 - FY 08 EDI (ECON DEV INCENTIVE)	242.64	-	-	-	-
184 - VOUCHERS - 002, 003	(47,209.42)	2,283.70	(84,356.16)	(86,639.86)	5,480
185 - CDBG HOUSING GRANTS	-	-	(7.00)	(7.00)	-
186 - CBDG GRANTS-NSP	47.75	(3,346.15)	77,687.55	81,033.70	(8,031)
187 - HUD LEAD MATCH	-	(11,161.55)	-	11,161.55	(26,788)
188 - #5 HUD LEAD GRANT	174,949.58	120,045.20	(9,826.54)	(129,871.74)	288,107

190 - 911 SURCHARGE	61,239.04	0.50	57,985.69	57,985.19	-
200 - GO BONDS DEBT FUND	63,230.15	68,273.60	1,251,638.04	1,183,364.44	163,857
300 - CIP COLLECTION FUND	65,826.88	(17,101.75)	83,852.47	100,954.22	(41,044)
310 - FEDERAL STREET GRANTS	-	35,750.00	236,460.55	200,710.55	85,800
312 - AIRPORT PROJECT FUND	(463,819.47)	(14,791.60)	(430,521.47)	(415,729.87)	(35,500)
320 - SPECIAL ASSESSMENT PROJECTS	1,008.00	10,416.65	7,779.00	(2,637.65)	25,000
340 - BIKE PATH PROJECT FUND	(2,770.00)	(53,939.10)	(773,322.17)	(719,383.07)	(129,454)
341 - TREES FOREVER PROJECT	(88.17)	-	1,022.47	1,022.47	-
350 - GO BONDS CAPITAL PROJECTS	6.93	3,002.50	36.59	(2,965.91)	7,206
353 - 2014 GO BONDS	-	-	(81,684.42)	(81,684.42)	-
354 - POLICE & FIRE STATIONS	(140,799.27)	1,346,125.05	11,764,487.76	10,418,362.71	3,230,700
355 - 2015 GO BONDS (D&D)	134.26	-	(5,913.05)	(5,913.05)	-
356 - 2016 BONDS - STREET PROJECTS	1,375,908.52	(782,887.00)	(1,876,749.45)	(1,093,862.45)	(1,878,929)
382 - PUBLIC WORKS FACILITY	(1,270.44)	-	(1,265.98)	(1,265.98)	-
392 - TIF DISTRICT III CAP PROJECTS	6.49	10.40	34.27	23.87	25
393 - TIF DISTRICT IV CAP PROJECTS	-	-	(2,453.73)	(2,453.73)	-
610 - WATER POLLUTION CONTROL	(183.13)	(3,011,513.85)	626.78	3,012,140.63	(7,227,637)
611 - WPCP REVENUE	(464,272.95)	3,048,706.45	898,193.09	(2,150,513.36)	7,316,896
612 - WPCP REVENUE BOND FUND	(25,634.35)	-	(121,962.23)	(121,962.23)	-
614 - WPCP CAPITAL IMPROVEMENT RSRV	832.40	1,125.00	4,393.24	3,268.24	2,700
615 - WPCP PLANT & IMPROVEMENTS	-	-	(390.00)	(390.00)	-
616 - SANITARY SEWER REHAB PROJECT	(46,924.85)	395,833.35	(293,340.50)	(689,173.85)	950,000
617 - SANITARY SEWER NEW CONSTRUCTN	2,300.00	-	13,700.00	13,700.00	-
690 - TRANSIT OPERATING	(38,363.54)	(69,643.25)	(127,227.81)	(57,584.56)	(167,145)
740 - STORM SEWER UTILITY	57,418.91	230,136.35	341,105.92	110,969.57	552,325
741 - 2016 GO STORM WATER PROJ	792.07	(291,666.65)	(23,451.67)	268,214.98	(700,000)
750 - COMPOSTING FACILITY	(109.98)	(57,815.20)	6,666.50	64,481.70	(138,757)
760 - P&R CONCESSIONS ENTERPRISE	(617.21)	(1,065.10)	(26,200.09)	(25,134.99)	(2,557)
881 - OCCUPATIONAL INSURANCE ESCROW	13,516.12	-	24,431.32	24,431.32	-
884 - GROUP HEALTH INSURANCE ESCROW	(41,265.82)	-	(47,181.21)	(47,181.21)	-
886 - WORKMAN'S COMP DEDUCTIBLE FUND	30.80	-	100.18	100.18	-
910 - POLICE PENSION - T & A	(785.31)	-	(1,570.62)	(1,570.62)	-
	(1,040,338.54)	644,784.75	11,213,403.76	10,400,149.65	1,546,433.00

*This report does not include City agency funds, 951,952,953.

BUILDING REPORT FOR THE MONTH OF JANUARY 2018

the City of Marshalltown

PERMIT NUMBER	OWNER OF IMPROVEMENT	LOCATION OF IMPROVEMENT	TYPE OF IMPROVEMENT	NEW DWELLING	ALTER DWELLING	MINOR BUILDING	MISC. IMPROVEMENT	FEE
24453	Rob Weatherly	209 West Madison St.	Alter Dwelling		$10,000			$181
24454	Jeffrey Paul Homes 2.0 LLC	404 Carson Drive	Finish Dwelling	$185,000				$752
24455	Elmwood Country Club	1734 Country Club Ln.	Alter Building				$10,000	$181
			TOTALS:	**$185,000**	**$10,000**	**$0**	**$10,000**	**$1,114**
			TOTAL IMPROVEMENT AMOUNT:		**$205,000**			
				Units	Permits	Permits	Permits	Permits	Demo Permits
			# OF PERMITS:	**1**	**1**	**1**	**0**	**1**	**0**

Scott A. Riemenschneider, Chief Building Official

Building Division Improvement Value & Fee Summary - Jan. 2018

Total Improvement Value Comparison

	Jan	Feb	Mar	Apr	May	Jun	Jul	Aug	Sep	Oct	Nov	Dec	YTD
2018	$205,000												**$205,000**
2017	$74,000												**$74,000**
2016	$479,000												**$479,000**
2015	$0												**$0**
2014	$311,000												**$311,000**

Total Fees Received Comparison

	Jan	Feb	Mar	Apr	May	Jun	Jul	Aug	Sep	Oct	Nov	Dec	YTD
2018	$1,114												**$1,114**
2017	$1,006												**$1,006**
2016	$3,860												**$3,860**
2015	$0												**$0**
2014	$2,414												**$2,414**

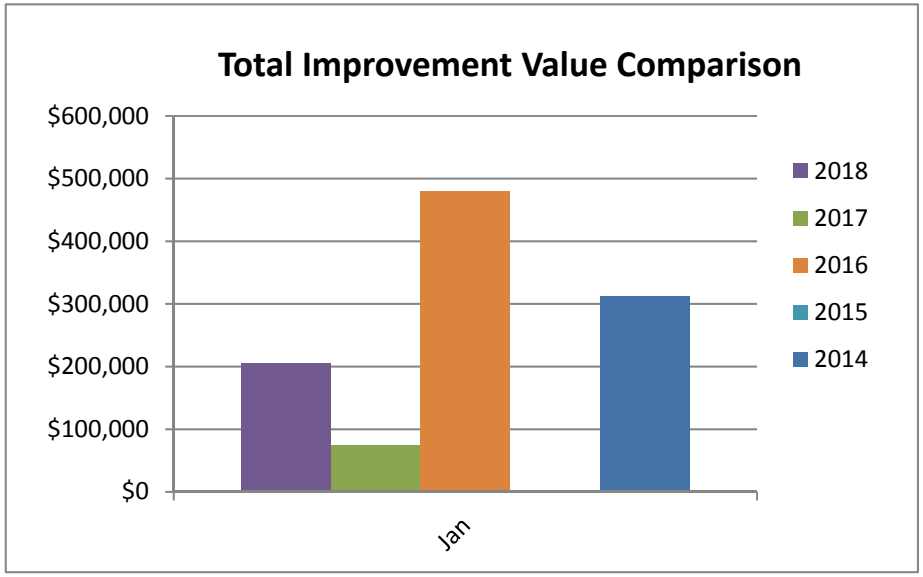

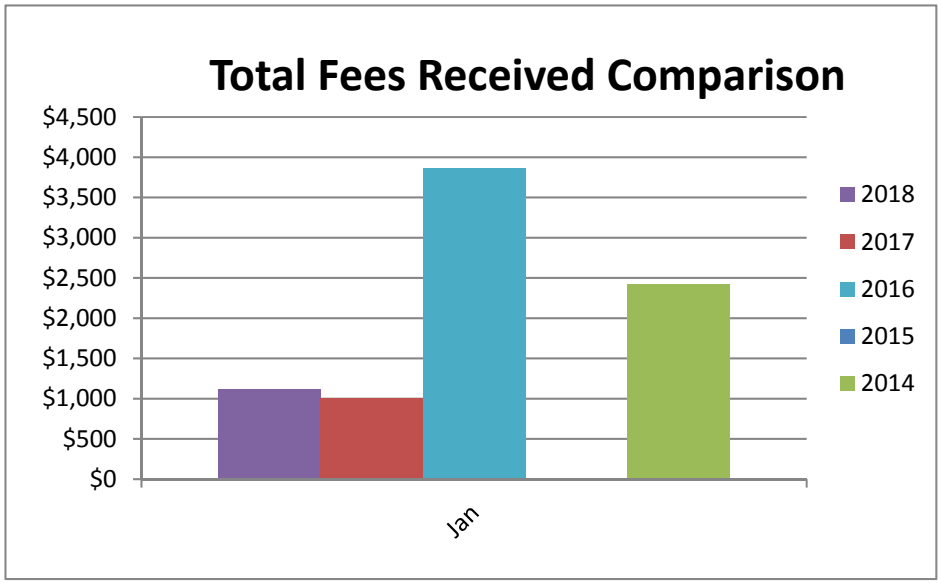

2018-___

RESOLUTION APPROVING APPLICATIONS FOR TAX ABATEMENT WITHIN APPROVED URBAN REVITALIZATION AREAS OF THE CITY OF MARSHALLTOWN, IOWA

WHEREAS the City of Marshalltown has heretofore adopted Ordinances designating certain Urban Revitalization Areas pursuant to provisions of Iowa Code 404; and

WHEREAS the Marshalltown City Clerk has received certain applications requesting tax abatement benefits pursuant to the provisions of the Urban Revitalization Areas involved.

NOW, THEREFORE, BE IT RESOLVED BY THE COUNCIL OF THE CITY OF MARSHALLTOWN, IOWA:

Section 1. Attached hereto are applications requesting tax abatement pursuant to previously approved and established Urban Revitalization Areas.

Section 2. The attached applications and requests for tax abatement are hereby approved and ratified.

Section 3. The City Clerk and City Administrator are hereby authorized and directed to forward these applications, along with a copy of this Resolution, to the County Assessor and furnish all things requested by him for a review and approval of these applications.

Passed this 12th day of February, 2018, and signed this __th day of February, 2018.

CITY OF MARSHALLTOWN, IOWA

_____

Joel T.S. Greer, Mayor

ATTEST:

_____

Shari L. Coughenour, CMC, City Clerk

TAX ABATEMENT LIST - DEADLINE 2/1/2018 2/8/2018 2:18:53 PM

NAME	ADDRESS	PIN	APP DATE	IMPR. AMT.	RN-NEW RES	CH-COMM HOUS.	RH-RES REHAB.	NEW COMM.	REHAB COMM
Anderson, Kenneth	620 Ratcliffe Dr	11-01-105-001	1/25/2018	150,000	150,000				
Bane, William	2919 Jackie Ter	11-11-304-015	7/13/2017	245,000	245,000				
Bell, Timothy R	301 Carson Dr	11-11-306-004	3/13/2017	277,293	277,293				
Butler, Jennifer	2601 S 8th St	11-10-280-001	11/8/2017	244,000	244,000				
DeSpaulniers, Gregory	6 S 29th St	7-33-103-003	1/8/2018	340,000	340,000				
Forster, Daniel	2915 Jackie Ter	11-11-304-017	6/27/2017	221,000	221,000				
Lamport, Dr. L	622 Ratcliffe Dr	11-01-105-002	1/19/2018	155,000	155,000				
Nilius, Erik	306 Carson Dr	11-11-305-015	12/28/2017	300,000	300,000				
Rollinger, Earl	308 Carson Dr	11-11-305-014	1/2/2018	225,000	225,000				
Samplz, Randy	2903 Jackie Ter	11-11-305-019	6/29/2017	168,000	168,000				
Toyama, Adam	2921 Jackie Ter	11-11-304-014	6/20/2017	232,000	232,000				
Wrights Jasper Dev III LLC	623 Ratcliffe Dr	11-01-106-014	1/22/2018	145,000	145,000				
Wrights Jasper Dev III LLC	625 Ratcliffe Dr	11-01-106-015	1/22/2018	145,000	145,000				
COUNT:	13		**TOTALS:**	2,847,293	2,847,293				

ENTERED FEB - - 2018

CITY OF MARSHALLTOWN URBAN REVITALIZATION APPLICATION

Pursuant to Section 404.4 of THE CODE OF IOWA, the undersigned requests approval of its application for property tax abatement in accordance with the urban revitalization tax exemption ordinance adopted by the City of Marshalltown, Iowa pursuant to Chapter 404 of THE CODE OF IOWA, and in connection therewith certifies the following:

Name of Property Owner: Kenneth W. Anderson	Name of Applicant, if not Property Owner	
Mailing Address of Property Owner 620 RATCLIFF Dr. Marshalltown, IA 50158	Phone Number of Property Owner (641) 750-1983	
Address of Improved Property, in Marshalltown city limits: 620 RATCLIFF Dr. Marshalltown, IA 50158	Building Permit Number 24411	Date of Building Permit Aug 2017
Parcel Identification Number (PIN) 8318 01 105 001	New Structure ? Yes ☑ No ☐	Remodel? Yes ☐ No ☑
Property Legal Description Brookshire Estate Frist Add Lot 6		
Describe the Improvements to the Property Attached single family townhome		
Date of Project Completion 1-22-18	Final Cost of Improvement (estimate taxable valuation of increase) $150,000 for both 620+622 Ratcliffe $364,000	
What was the property used for on the effective date of the ordinance, April 30, 1997, and if a rental property, list tenants occupying the property: vacant		
Number of Residential Units upon completion of the project: 1	Improvement District, List Urban Revitalization Area Number: 3-5	

Residential Only - Select one of the Tax Abatement Exemption Schedules below.

- ◯ Three year schedule — Over three years: 100%, 100%, 100%
- ◯ Five Year schedule — Over five years: 100%, 80%, 60%, 40%, 20%
- ⊗ Ten Year schedule — Over ten years: 80%, 70%, 60%, 50%, 40%, 40%, 30%, 30%, 20%, 20%

Residential filing fee: There is a $50.00 filing fee, calculated per each residential unit.
(e.g., Single dwelling house - $50; Duplex - $100; Triplex - $150; 50 units– $2,500)

◯ **Commercial Tax Abatement Exemption Schedule is three years at 100% for each of three years. Filing Fee: $50**

The improvements made to the property are believed to have increased its actual value by at least ten (10) percent and have been made in compliance with all applicable laws, codes and ordinances. There is no dollar limit for qualifying property improvements.

There has not been and there will not be a need for the relocation of persons, including families, business concerns, or others as a result of the improvements made to the property.

The application is due before February 1 of each year at the office of the City Clerk, 24 N Center Street, Marshalltown, Iowa, 50158. The fee is payable to the City of Marshalltown at the City Clerk's office upon filing this application.

It is understood that this application, if approved by the City Council of the City of Marshalltown, Iowa, will be returned to the Office of the City Assessor on or before March 1st of the year in which the improvements included in the project are to be first assessed for taxation.

Authorized Signature	Date Signed	Title (Owner/Representative)
Kenneth W Anderson	1-25-18	Owner

Revised 09/18/2015

ENTERED FEB - - 2018

CITY OF MARSHALLTOWN URBAN REVITALIZATION APPLICATION

Pursuant to Section 404.4 of THE CODE OF IOWA, the undersigned requests approval of its application for property tax abatement in accordance with the urban revitalization tax exemption ordinance adopted by the City of Marshalltown, Iowa pursuant to Chapter 404 of THE CODE OF IOWA, and in connection therewith certifies the following:

Name of Property Owner: William and Kylee Bane	Name of Applicant, if not Property Owner	
Mailing Address of Property Owner: 2919 Jackie Terrace	Phone Number of Property Owner: 706 329 2396	
Address of Improved Property, in Marshalltown city limits: 2919 Jackie Terrace	Building Permit Number: 24318	Date of Building Permit: December 2016
Parcel Identification Number (PIN): 8318-11-304-015	New Structure ? Yes ☐ No ☐	Remodel? Yes ☐ No ☐
Property Legal Description: ~~8318-11-304-015~~ URB South Pointe 2nd Add Lot 23		
Describe the Improvements to the Property: New Home		
Date of Project Completion: 06-30-17	Final Cost of Improvement (estimate taxable valuation of increase): ~~$245,000~~ $239,000	
What was the property used for on the effective date of the ordinance, April 30, 1997, and if a rental property, list tenants occupying the property: Ag Land		
Number of Residential Units upon completion of the project: 1	Improvement District, List Urban Revitalization Area Number: 3-5	

Residential Only - Select one of the Tax Abatement Exemption Schedules below.

- (●) Three year schedule — Over three years: 100%, 100%, 100%
- ( ) Five Year schedule — Over five years: 100%, 80%, 60%, 40%, 20%
- ( ) Ten Year schedule — Over ten years: 80%, 70%, 60%, 50%, 40%, 40%, 30%, 30%, 20%, 20%

Residential filing fee: There is a $50.00 filing fee, calculated per each residential unit.
(e.g., Single dwelling house - $50; Duplex - $100; Triplex - $150; 50 units– $2,500)

( ) **Commercial Tax Abatement Exemption Schedule is three years at 100% for each of three years. Filing Fee: $50**

The improvements made to the property are believed to have increased its actual value by at least ten (10) percent and have been made in compliance with all applicable laws, codes and ordinances. There is no dollar limit for qualifying property improvements.

There has not been and there will not be a need for the relocation of persons, including families, business concerns, or others as a result of the improvements made to the property.

The application is due before February 1 of each year at the office of the City Clerk, 24 N Center Street, Marshalltown, Iowa, 50158. The fee is payable to the City of Marshalltown at the City Clerk's office upon filing this application.

It is understood that this application, if approved by the City Council of the City of Marshalltown, Iowa, will be returned to the Office of the City Assessor on or before March 1st of the year in which the improvements included in the project are to be first assessed for taxation.

Authorized Signature	Date Signed	Title (Owner/Representative)
[signature]	13 Jul 17	

Revised 09/18/2015

rec'd 7/13/17

ENTERED FEB - - 2018

CITY OF MARSHALLTOWN URBAN REVITALIZATION APPLICATION

Pursuant to Section 404.4 of THE CODE OF IOWA, the undersigned requests approval of its application for property tax abatement in accordance with the urban revitalization tax exemption ordinance adopted by the City of Marshalltown, Iowa pursuant to Chapter 404 of THE CODE OF IOWA, and in connection therewith certifies the following:

Name of Property Owner: Timothy R. + Deanna J. Bell	Name of Applicant, if not Property Owner	
Mailing Address of Property Owner: 301 Carson Drive	Phone Number of Property Owner: 641-485-7742	
Address of Improved Property, in Marshalltown city limits: 301 Carson Drive	Building Permit Number: 24235	Date of Building Permit: Aug 2016
Parcel Identification Number (PIN): 8318-11-306-004	New Structure ? Yes [X] No [ ]	Remodel? Yes [ ] No [ ]
Property Legal Description: Lot 11 in Southpoint, Second Addition to Marshall, Marshall County		
Describe the Improvements to the Property: New		
Date of Project Completion	Final Cost of Improvement (estimate taxable valuation of increase): $277,293 #202,000	
What was the property used for on the effective date of the ordinance, April 30, 1997, and if a rental property, list tenants occupying the property: farmland		
Number of Residential Units upon completion of the project: 1	Improvement District, List Urban Revitalization Area Number: 3-5	

Residential Only - Select one of the Tax Abatement Exemption Schedules below.

- (X) Three year schedule — Over three years: 100%, 100%, 100%
- ( ) Five Year schedule — Over five years: 100%, 80%, 60%, 40%, 20%
- ( ) Ten Year schedule — Over ten years: 80%, 70%, 60%, 50%, 40%, 40%, 30%, 30%, 20%, 20%

Residential filing fee: There is a $50.00 filing fee, calculated per each residential unit.
(e.g., Single dwelling house - $50; Duplex - $100; Triplex - $150; 50 units– $2,500)

( ) **Commercial Tax Abatement Exemption Schedule is three years at 100% for each of three years. Filing Fee: $50**

The improvements made to the property are believed to have increased its actual value by at least ten (10) percent and have been made in compliance with all applicable laws, codes and ordinances. There is no dollar limit for qualifying property improvements.

There has not been and there will not be a need for the relocation of persons, including families, business concerns, or others as a result of the improvements made to the property.

The application is due before February 1 of each year at the office of the City Clerk, 24 N Center Street, Marshalltown, Iowa, 50158. The fee is payable to the City of Marshalltown at the City Clerk's office upon filing this application.

It is understood that this application, if approved by the City Council of the City of Marshalltown, Iowa, will be returned to the Office of the City Assessor on or before March 1st of the year in which the improvements included in the project are to be first assessed for taxation.

Authorized Signature	Date Signed	Title (Owner/Representative)
Tim Bell	3-13-2017	Tim Bell

Revised 09/18/2015

ENTERED FEB - - 2018

CITY OF MARSHALLTOWN URBAN REVITALIZATION APPLICATION

Pursuant to Section 404.4 of THE CODE OF IOWA, the undersigned requests approval of its application for property tax abatement in accordance with the urban revitalization tax exemption ordinance adopted by the City of Marshalltown, Iowa pursuant to Chapter 404 of THE CODE OF IOWA, and in connection therewith certifies the following:

Name of Property Owner: Jennifer L Butler	Name of Applicant, if not Property Owner	
Mailing Address of Property Owner 2601 S 8th St.	Phone Number of Property Owner (641) 485-8752	
Address of Improved Property, in Marshalltown city limits: 2601 S 8th St.	Building Permit Number 24338	Date of Building Permit March 2017
Parcel Identification Number (PIN) 8318-10-280-001	New Structure ? Yes ☑ No ☐	Remodel? Yes ☐ No ☑
Property Legal Description Lot 9 Glenwood Park 6th Add lot 9 to Marshall, Marshall County, Iowa		
Describe the Improvements to the Property New home		
Date of Project Completion October 19, 2017	Final Cost of Improvement (estimate taxable valuation of increase) 244,600 $260,000	
What was the property used for on the effective date of the ordinance, April 30, 1997, and if a rental property, list tenants occupying the property: agricultural		
Number of Residential Units upon completion of the project: 1	Improvement District, List Urban Revitalization Area Number: 3-2	

Residential Only - Select one of the Tax Abatement Exemption Schedules below.

- (●) Three year schedule — Over three years: 100%, 100%, 100%
- ( ) Five Year schedule — Over five years: 100%, 80%, 60%, 40%, 20%
- ( ) Ten Year schedule — Over ten years: 80%, 70%, 60%, 50%, 40%, 40%, 30%, 30%, 20%, 20%

Residential filing fee: There is a $50.00 filing fee, calculated per each residential unit.
(e.g., Single dwelling house - $50; Duplex - $100; Triplex - $150; 50 units– $2,500)

( ) **Commercial Tax Abatement Exemption Schedule is three years at 100% for each of three years. Filing Fee: $50**

The improvements made to the property are believed to have increased its actual value by at least ten (10) percent and have been made in compliance with all applicable laws, codes and ordinances. There is no dollar limit for qualifying property improvements.

There has not been and there will not be a need for the relocation of persons, including families, business concerns, or others as a result of the improvements made to the property.

The application is due before February 1 of each year at the office of the City Clerk, 24 N Center Street, Marshalltown, Iowa, 50158. The fee is payable to the City of Marshalltown at the City Clerk's office upon filing this application.

It is understood that this application, if approved by the City Council of the City of Marshalltown, Iowa, will be returned to the Office of the City Assessor on or before March 1st of the year in which the improvements included in the project are to be first assessed for taxation.

Authorized Signature	Date Signed	Title (Owner/Representative)
Jennifer L. Butler	11-8-17	Owner

Revised 09/18/2015

paid 11/8/17

ENTERED FEB - - 2018

CITY OF MARSHALLTOWN URBAN REVITALIZATION APPLICATION

Pursuant to Section 404.4 of THE CODE OF IOWA, the undersigned requests approval of its application for property tax abatement in accordance with the urban revitalization tax exemption ordinance adopted by the City of Marshalltown, Iowa pursuant to Chapter 404 of THE CODE OF IOWA, and in connection therewith certifies the following:

Name of Property Owner: GREGORY D. & LORRAINE F. DESAULNIERS	Name of Applicant, if not Property Owner	
Mailing Address of Property Owner: 6 South 29th STREET	Phone Number of Property Owner: 641-752-3881	
Address of Improved Property, in Marshalltown city limits: 6 South 29th STREET	Building Permit Number: 24287	Date of Building Permit: 10/19/16
Parcel Identification Number (PIN): 8418-33-103-003	New Structure ? Yes [X] No [ ]	Remodel? Yes [ ] No [X]
Property Legal Description: PARKVIEW ESTATES FIRST ADD - LOT #15		
Describe the Improvements to the Property: NEW HOME CONSTRUCTION		
Date of Project Completion: 09-01-17	Final Cost of Improvement (estimate taxable valuation of increase): $340,000.00 $362,000	
What was the property used for on the effective date of the ordinance, April 30, 1997, and if a rental property, list tenants occupying the property: VACANT LOT ag land		
Number of Residential Units upon completion of the project: ONE	Improvement District, List Urban Revitalization Area Number: 3-1	

Residential Only - Select one of the Tax Abatement Exemption Schedules below.

- ( ) Three year schedule — Over three years: 100%, 100%, 100%
- ( ) Five Year schedule — Over five years: 100%, 80%, 60%, 40%, 20%
- (•) Ten Year schedule — Over ten years: 80%, 70%, 60%, 50%, 40%, 40%, 30%, 30%, 20%, 20%

Residential filing fee: There is a $50.00 filing fee, calculated per each residential unit.
(e.g., Single dwelling house - $50; Duplex - $100; Triplex - $150; 50 units– $2,500)

( ) **Commercial Tax Abatement Exemption Schedule is three years at 100% for each of three years. Filing Fee: $50**

The improvements made to the property are believed to have increased its actual value by at least ten (10) percent and have been made in compliance with all applicable laws, codes and ordinances. There is no dollar limit for qualifying property improvements.

There has not been and there will not be a need for the relocation of persons, including families, business concerns, or others as a result of the improvements made to the property.

The application is due before February 1 of each year at the office of the City Clerk, 24 N Center Street, Marshalltown, Iowa, 50158. The fee is payable to the City of Marshalltown at the City Clerk's office upon filing this application.

It is understood that this application, if approved by the City Council of the City of Marshalltown, Iowa, will be returned to the Office of the City Assessor on or before March 1st of the year in which the improvements included in the project are to be first assessed for taxation.

Authorized Signature	Date Signed	Title (Owner/Representative)
Greg DeSaulniers	01/08/18	Owner

Revised 09/18/2015

ENTERED FEB - - 2018

CITY OF MARSHALLTOWN URBAN REVITALIZATION APPLICATION

Pursuant to Section 404.4 of THE CODE OF IOWA, the undersigned requests approval of its application for property tax abatement in accordance with the urban revitalization tax exemption ordinance adopted by the City of Marshalltown, Iowa pursuant to Chapter 404 of THE CODE OF IOWA, and in connection therewith certifies the following:

Name of Property Owner: Rachael M. Forster / Daniel J Forster	Name of Applicant, if not Property Owner	
Mailing Address of Property Owner: 2915 Jackie Terrace	Phone Number of Property Owner: 515-343-6117 / 515-343-6116	
Address of Improved Property, in Marshalltown city limits:	Building Permit Number: 24267	Date of Building Permit: Sept 2016
Parcel Identification Number (PIN): 8318113040 17	New Structure ? Yes ✓ No ☐	Remodel? Yes ☐ No ✓
Property Legal Description: South Pointe 2nd Add Lot 21		
Describe the Improvements to the Property: new dwelling		
Date of Project Completion	Final Cost of Improvement (estimate taxable valuation of increase): $224,000	
What was the property used for on the effective date of the ordinance, April 30, 1997, and if a rental property, list tenants occupying the property: agland		
Number of Residential Units upon completion of the project: 1	Improvement District, List Urban Revitalization Area Number: 3-5	

Residential Only - Select one of the Tax Abatement Exemption Schedules below.

- ✓ Three year schedule — Over three years: 100%, 100%, 100%
- ◯ Five Year schedule — Over five years: 100%, 80%, 60%, 40%, 20%
- ◯ Ten Year schedule — Over ten years: 80%, 70%, 60%, 50%, 40%, 40%, 30%, 30%, 20%, 20%

Residential filing fee: There is a $50.00 filing fee, calculated per each residential unit.
(e.g., Single dwelling house - $50; Duplex - $100; Triplex - $150; 50 units– $2,500)

◯ **Commercial Tax Abatement Exemption Schedule is three years at 100% for each of three years. Filing Fee: $50**

The improvements made to the property are believed to have increased its actual value by at least ten (10) percent and have been made in compliance with all applicable laws, codes and ordinances. There is no dollar limit for qualifying property improvements.

There has not been and there will not be a need for the relocation of persons, including families, business concerns, or others as a result of the improvements made to the property.

The application is due before February 1 of each year at the office of the City Clerk, 24 N Center Street, Marshalltown, Iowa, 50158. The fee is payable to the City of Marshalltown at the City Clerk's office upon filing this application.

It is understood that this application, if approved by the City Council of the City of Marshalltown, Iowa, will be returned to the Office of the City Assessor on or before March 1st of the year in which the improvements included in the project are to be first assessed for taxation.

Authorized Signature	Date Signed	Title (Owner/Representative)
Rachael M. Forster / Daniel J. Forster	6/27/17	Rachael M. Forster Daniel J. Forster

Revised 09/18/2015

ENTERED FEB - - 2018

CITY OF MARSHALLTOWN URBAN REVITALIZATION APPLICATION

Pursuant to Section 404.4 of THE CODE OF IOWA, the undersigned requests approval of its application for property tax abatement in accordance with the urban revitalization tax exemption ordinance adopted by the City of Marshalltown, Iowa pursuant to Chapter 404 of THE CODE OF IOWA, and in connection therewith certifies the following:

Name of Property Owner: Dr Lynda Lamport	Name of Applicant, if not Property Owner	
Mailing Address of Property Owner: 2316 W. Main St. Rd. Marshalltown, IA	Phone Number of Property Owner: 641-751-6985	
Address of Improved Property, in Marshalltown city limits: 622 Ratcliff Drive	Building Permit Number: 24411 WSD III	Date of Building Permit: Aug. 29, 2017
Parcel Identification Number (PIN): 8218-01-105-002	New Structure ? 24411 Yes ☑ No ☐	Remodel? Yes ☐ No ☑
Property Legal Description: Brookshire Estates First Add Lot 5		
Describe the Improvements to the Property: New Construction dwelling Permit #24411 = 620-622 Ratcliff Dr		
Date of Project Completion: 3/1/18	Final Cost of Improvement (estimate taxable valuation of increase): $155 #364,000	
What was the property used for on the effective date of the ordinance, April 30, 1997, and if a rental property, list tenants occupying the property: Nothing – bare ground		
Number of Residential Units upon completion of the project: 1	Improvement District, List Urban Revitalization Area Number: 2 3-5	

Residential Only - Select one of the Tax Abatement Exemption Schedules below.

- (●) Three year schedule — Over three years: 100%, 100%, 100%
- ( ) Five Year schedule — Over five years: 100%, 80%, 60%, 40%, 20%
- ( ) Ten Year schedule — Over ten years: 80%, 70%, 60%, 50%, 40%, 40%, 30%, 30%, 20%, 20%

Residential filing fee: There is a $50.00 filing fee, calculated per each residential unit.
(e.g., Single dwelling house - $50; Duplex - $100; Triplex - $150; 50 units– $2,500)

( ) **Commercial Tax Abatement Exemption Schedule is three years at 100% for each of three years. Filing Fee: $50**

The improvements made to the property are believed to have increased its actual value by at least ten (10) percent and have been made in compliance with all applicable laws, codes and ordinances. There is no dollar limit for qualifying property improvements.

There has not been and there will not be a need for the relocation of persons, including families, business concerns, or others as a result of the improvements made to the property.

The application is due before February 1 of each year at the office of the City Clerk, 24 N Center Street, Marshalltown, Iowa, 50158. The fee is payable to the City of Marshalltown at the City Clerk's office upon filing this application.

It is understood that this application, if approved by the City Council of the City of Marshalltown, Iowa, will be returned to the Office of the City Assessor on or before March 1st of the year in which the improvements included in the project are to be first assessed for taxation.

Authorized Signature	Date Signed	Title (Owner/Representative)
Dr Lynda L. Lamport	1/19/18	owner

Revised 09/18/2015

ENTERED FEB - - 2018

CITY OF MARSHALLTOWN URBAN REVITALIZATION APPLICATION

Pursuant to Section 404.4 of THE CODE OF IOWA, the undersigned requests approval of its application for property tax abatement in accordance with the urban revitalization tax exemption ordinance adopted by the City of Marshalltown, Iowa pursuant to Chapter 404 of THE CODE OF IOWA, and in connection therewith certifies the following:

Name of Property Owner: Erik & Erica Nilius	Name of Applicant, if not Property Owner	
Mailing Address of Property Owner 306 Carson Dr. Marshalltown, IA 50158	Phone Number of Property Owner (515) 554-7642	
Address of Improved Property, in Marshalltown city limits: 306 Carson Dr	Building Permit Number 24341	Date of Building Permit 3/28/2017
Parcel Identification Number (PIN) 8318-11-305-015	New Structure ? Yes ☑ No ☐	Remodel? Yes ☐ No ☑
Property Legal Description SOUTH POINTE 2ND ADD LOT 5		
Describe the Improvements to the Property New Construction new dwelling		
Date of Project Completion 9/1/2017	Final Cost of Improvement (estimate taxable valuation of increase) Appx $300,000/- $241,000	
What was the property used for on the effective date of the ordinance, April 30, 1997, and if a rental property, list tenants occupying the property: Raw Land ag land		
Number of Residential Units upon completion of the project: One	Improvement District, List Urban Revitalization Area Number: 3-5	

Residential Only - Select one of the Tax Abatement Exemption Schedules below.

- ○ Three year schedule — Over three years: 100%, 100%, 100%
- ◉ Five Year schedule — Over five years: 100%, 80%, 60%, 40%, 20%
- ○ Ten Year schedule — Over ten years: 80%, 70%, 60%, 50%, 40%, 40%, 30%, 30%, 20%, 20%

Residential filing fee: There is a $50.00 filing fee, calculated per each residential unit.
(e.g., Single dwelling house - $50; Duplex - $100; Triplex - $150; 50 units– $2,500)

○ **Commercial Tax Abatement Exemption Schedule is three years at 100% for each of three years. Filing Fee: $50**

The improvements made to the property are believed to have increased its actual value by at least ten (10) percent and have been made in compliance with all applicable laws, codes and ordinances. There is no dollar limit for qualifying property improvements.

There has not been and there will not be a need for the relocation of persons, including families, business concerns, or others as a result of the improvements made to the property.

The application is due before February 1 of each year at the office of the City Clerk, 24 N Center Street, Marshalltown, Iowa, 50158. The fee is payable to the City of Marshalltown at the City Clerk's office upon filing this application.

It is understood that this application, if approved by the City Council of the City of Marshalltown, Iowa, will be returned to the Office of the City Assessor on or before March 1st of the year in which the improvements included in the project are to be first assessed for taxation.

Authorized Signature	Date Signed	Title (Owner/Representative)
[signature]	12/28/2017	Owner

Revised 09/18/2015

ENTERED FEB - - 2018

CITY OF MARSHALLTOWN URBAN REVITALIZATION APPLICATION

Pursuant to Section 404.4 of THE CODE OF IOWA, the undersigned requests approval of its application for property tax abatement in accordance with the urban revitalization tax exemption ordinance adopted by the City of Marshalltown, Iowa pursuant to Chapter 404 of THE CODE OF IOWA, and in connection therewith certifies the following:

Name of Property Owner: Anne Laubenthal Earl Rollinger	Name of Applicant, if not Property Owner	
Mailing Address of Property Owner 308 Carson Dr., Marshalltown, IA 50158	Phone Number of Property Owner 515. 202. 7477	
Address of Improved Property, in Marshalltown city limits: 308 Carson Dr	Building Permit Number 24363	Date of Building Permit May 2017
Parcel Identification Number (PIN) 8318 11 305 014	New Structure ? Yes ✓ No	Remodel? Yes No
Property Legal Description South Pointe 2nd add Lot 4		
Describe the Improvements to the Property New Home		
Date of Project Completion 10/27/2017	Final Cost of Improvement (estimate taxable valuation of increase) $225,000	
What was the property used for on the effective date of the ordinance, April 30, 1997, and if a rental property, list tenants occupying the property: vacant lot ag land		
Number of Residential Units upon completion of the project: 1	Improvement District, List Urban Revitalization Area Number: 3-5	

Residential Only - Select one of the Tax Abatement Exemption Schedules below.

- ✓ Three year schedule — Over three years: 100%, 100%, 100%
- ○ Five Year schedule — Over five years: 100%, 80%, 60%, 40%, 20%
- ● Ten Year schedule — Over ten years: 80%, 70%, 60%, 50%, 40%, 40%, 30%, 30%, 20%, 20%

Residential filing fee: There is a $50.00 filing fee, calculated per each residential unit.
(e.g., Single dwelling house - $50; Duplex - $100; Triplex - $150; 50 units– $2,500)

○ **Commercial Tax Abatement Exemption Schedule is three years at 100% for each of three years. Filing Fee: $50**

The improvements made to the property are believed to have increased its actual value by at least ten (10) percent and have been made in compliance with all applicable laws, codes and ordinances. There is no dollar limit for qualifying property improvements.

There has not been and there will not be a need for the relocation of persons, including families, business concerns, or others as a result of the improvements made to the property.

The application is due before February 1 of each year at the office of the City Clerk, 24 N Center Street, Marshalltown, Iowa, 50158. The fee is payable to the City of Marshalltown at the City Clerk's office upon filing this application.

It is understood that this application, if approved by the City Council of the City of Marshalltown, Iowa, will be returned to the Office of the City Assessor on or before March 1st of the year in which the improvements included in the project are to be first assessed for taxation.

Authorized Signature	Date Signed	Title (Owner/Representative)
	1-2-18	

Revised 09/18/2015

pd 1-2-18
SC

ENTERED FEB - - 2018

CITY OF MARSHALLTOWN URBAN REVITALIZATION APPLICATION

Pursuant to Section 404.4 of THE CODE OF IOWA, the undersigned requests approval of its application for property tax abatement in accordance with the urban revitalization tax exemption ordinance adopted by the City of Marshalltown, Iowa pursuant to Chapter 404 of THE CODE OF IOWA, and in connection therewith certifies the following:

Name of Property Owner: Randy Lynn Sample	Name of Applicant, if not Property Owner	
Mailing Address of Property Owner: 2903 Jackie Ter	Phone Number of Property Owner: (816) 679-8231	
Address of Improved Property, in Marshalltown city limits:	Building Permit Number: 24173	Date of Building Permit: March 2016
Parcel Identification Number (PIN): 8318-11-305-019	New Structure ? Yes [X] No [ ]	Remodel? Yes [ ] No [X]
Property Legal Description: South Pointe 2nd Add Lot 9		
Describe the Improvements to the Property: new dwelling		
Date of Project Completion	Final Cost of Improvement (estimate taxable valuation of increase): 168,000.00	183,000
What was the property used for on the effective date of the ordinance, April 30, 1997, and if a rental property, list tenants occupying the property: ag land		
Number of Residential Units upon completion of the project: 1	Improvement District, List Urban Revitalization Area Number: 3-5	

Residential Only - Select one of the Tax Abatement Exemption Schedules below.

- (●) Three year schedule — Over three years: 100%, 100%, 100%
- ( ) Five Year schedule — Over five years: 100%, 80%, 60%, 40%, 20%
- ( ) Ten Year schedule — Over ten years: 80%, 70%, 60%, 50%, 40%, 40%, 30%, 30%, 20%, 20%

Residential filing fee: There is a $50.00 filing fee, calculated per each residential unit.
(e.g., Single dwelling house - $50; Duplex - $100; Triplex - $150; 50 units– $2,500)

( ) **Commercial Tax Abatement Exemption Schedule is three years at 100% for each of three years. Filing Fee: $50**

The improvements made to the property are believed to have increased its actual value by at least ten (10) percent and have been made in compliance with all applicable laws, codes and ordinances. There is no dollar limit for qualifying property improvements.

There has not been and there will not be a need for the relocation of persons, including families, business concerns, or others as a result of the improvements made to the property.

The application is due before February 1 of each year at the office of the City Clerk, 24 N Center Street, Marshalltown, Iowa, 50158. The fee is payable to the City of Marshalltown at the City Clerk's office upon filing this application.

It is understood that this application, if approved by the City Council of the City of Marshalltown, Iowa, will be returned to the Office of the City Assessor on or before March 1st of the year in which the improvements included in the project are to be first assessed for taxation.

Authorized Signature	Date Signed	Title (Owner/Representative)
[signature]	6/29/17	Owner

Revised 09/18/2015

pd 6/29/17
credit

ENTERED FEB - - 2018

CITY OF MARSHALLTOWN URBAN REVITALIZATION APPLICATION

Pursuant to Section 404.4 of THE CODE OF IOWA, the undersigned requests approval of its application for property tax abatement in accordance with the urban revitalization tax exemption ordinance adopted by the City of Marshalltown, Iowa pursuant to Chapter 404 of THE CODE OF IOWA, and in connection therewith certifies the following:

Name of Property Owner: Adam A. Toyama	Name of Applicant, if not Property Owner	
Mailing Address of Property Owner: 2921 Jackie Terrace	Phone Number of Property Owner: (850) 602 - 4323	
Address of Improved Property, in Marshalltown city limits: 2921 Jackie Terrace	Building Permit Number: 24162	Date of Building Permit: Feb 2016
Parcel Identification Number (PIN): 11-11-304-014	New Structure ? Yes [✓] No [ ]	Remodel? Yes [ ] No [✓]
Property Legal Description: Single Family Residence South Pointe 2nd Add Lot 24		
Describe the Improvements to the Property: New Construction new dwelling		
Date of Project Completion: 2/1/2016	Final Cost of Improvement (estimate taxable valuation of increase) (New Construction) $232,000.00 $185,000	
What was the property used for on the effective date of the ordinance, April 30, 1997, and if a rental property, list tenants occupying the property: N/A ag land		
Number of Residential Units upon completion of the project: 1	Improvement District, List Urban Revitalization Area Number: ~~3-6~~ 3-5	

Residential Only - Select one of the Tax Abatement Exemption Schedules below.

- [✓] Three year schedule — Over three years: 100%, 100%, 100%
- [ ] Five Year schedule — Over five years: 100%, 80%, 60%, 40%, 20%
- [ ] Ten Year schedule — Over ten years: 80%, 70%, 60%, 50%, 40%, 40%, 30%, 30%, 20%, 20%

Residential filing fee: There is a $50.00 filing fee, calculated per each residential unit.
(e.g., Single dwelling house - $50; Duplex - $100; Triplex - $150; 50 units– $2,500)

[ ] **Commercial Tax Abatement Exemption Schedule is three years at 100% for each of three years. Filing Fee: $50**

The improvements made to the property are believed to have increased its actual value by at least ten (10) percent and have been made in compliance with all applicable laws, codes and ordinances. There is no dollar limit for qualifying property improvements.

There has not been and there will not be a need for the relocation of persons, including families, business concerns, or others as a result of the improvements made to the property.

The application is due before February 1 of each year at the office of the City Clerk, 24 N Center Street, Marshalltown, Iowa, 50158. The fee is payable to the City of Marshalltown at the City Clerk's office upon filing this application.

It is understood that this application, if approved by the City Council of the City of Marshalltown, Iowa, will be returned to the Office of the City Assessor on or before March 1st of the year in which the improvements included in the project are to be first assessed for taxation.

Authorized Signature	Date Signed	Title (Owner/Representative)
[signature]	6/20/17	Owner

Revised 09/18/2015

ENTERED FEB - - 2018

CITY OF MARSHALLTOWN URBAN REVITALIZATION APPLICATION

Pursuant to Section 404.4 of THE CODE OF IOWA, the undersigned requests approval of its application for property tax abatement in accordance with the urban revitalization tax exemption ordinance adopted by the City of Marshalltown, Iowa pursuant to Chapter 404 of THE CODE OF IOWA, and in connection therewith certifies the following:

Name of Property Owner: Wright's Jasper Development III LLC	Name of Applicant, if not Property Owner	
Mailing Address of Property Owner P.O. Bx 178 Le Grand, IA. 50142	Phone Number of Property Owner 641-990-5773	
Address of Improved Property, in Marshalltown city limits: 623 Ratcliffe Dr.	Building Permit Number 24402	Date of Building Permit Aug. 7th 2017
Parcel Identification Number (PIN) 8318-01-106-014	New Structure ? Yes [X] No [ ]	Remodel? Yes [ ] No [ ]
Property Legal Description Brookshire Estate First Add Lot 9 and parcel See Attached. E/B NW NW 01-83-18		
Describe the Improvements to the Property See attached! New Dwelling! #24402=623-625 Ratcliffe Dr.		
Date of Project Completion 1-15-18	Final Cost of Improvement (estimate taxable valuation of increase) $145,000 w/o Land #373,000	
What was the property used for on the effective date of the ordinance, April 30, 1997, and if a rental property, list tenants occupying the property: Vacant		
Number of Residential Units upon completion of the project: 1	Improvement District, List Urban Revitalization Area Number: 3-5	

Residential Only - Select one of the Tax Abatement Exemption Schedules below.

- (●) Three year schedule — Over three years: 100%, 100%, 100%
- ( ) Five Year schedule — Over five years: 100%, 80%, 60%, 40%, 20%
- ( ) Ten Year schedule — Over ten years: 80%, 70%, 60%, 50%, 40%, 40%, 30%, 30%, 20%, 20%

Residential filing fee: There is a $50.00 filing fee, calculated per each residential unit.
(e.g., Single dwelling house - $50; Duplex - $100; Triplex - $150; 50 units– $2,500)

( ) **Commercial Tax Abatement Exemption Schedule is three years at 100% for each of three years. Filing Fee: $50**

The improvements made to the property are believed to have increased its actual value by at least ten (10) percent and have been made in compliance with all applicable laws, codes and ordinances. There is no dollar limit for qualifying property improvements.

There has not been and there will not be a need for the relocation of persons, including families, business concerns, or others as a result of the improvements made to the property.

The application is due before February 1 of each year at the office of the City Clerk, 24 N Center Street, Marshalltown, Iowa, 50158. The fee is payable to the City of Marshalltown at the City Clerk's office upon filing this application.

It is understood that this application, if approved by the City Council of the City of Marshalltown, Iowa, will be returned to the Office of the City Assessor on or before March 1st of the year in which the improvements included in the project are to be first assessed for taxation.

Authorized Signature	Date Signed	Title (Owner/Representative)
Mar	1-22-18	Manager

Revised 09/18/2015

Dear Mr. Wright:

MONTEZUMA OFFICE

We have examined the abstract of title in one part showing title to:

The East One Hundred Thirty-five feet of Lot Two of Lot One of Lot One of the Northeast Quarter of the Northwest Quarter of Section Thirteen, Township Eighty-three North, Range Seventeen West of the Fifth P.M., Marshall County, Iowa, except the South Twenty rods thereof; and except the East five feet of the North 135.95 feet of the East One Hundred Thirty-five feet of said Lot Two of Lot One of Lot One; subject to easement recorded in Book E-32, Page 373, the Records of the Auditor/Recorder's Office of Marshall County, Iowa.

and find:

This abstract complies with the Forty Year Marketable Title Act of the State of Iowa, and was last certified to the 15th day of August, 2017, at 8:30 a.m., by Marshall County Abstract Company, at which time record title stood in Wright Jasper Development III, LLC, subject to the following:

623 Ratcliffe Dr

8318-01-106-014

ENTERED FEB - - 2018

CITY OF MARSHALLTOWN URBAN REVITALIZATION APPLICATION

Pursuant to Section 404.4 of THE CODE OF IOWA, the undersigned requests approval of its application for property tax abatement in accordance with the urban revitalization tax exemption ordinance adopted by the City of Marshalltown, Iowa pursuant to Chapter 404 of THE CODE OF IOWA, and in connection therewith certifies the following:

Name of Property Owner: Wright's Jasper Developments III LLC	Name of Applicant, if not Property Owner	
Mailing Address of Property Owner: PO. Box 178 LeGrand, IA. 50142	Phone Number of Property Owner: 641-990-5773	
Address of Improved Property, in Marshalltown city limits: 625 Ratcliffe Dr.	Building Permit Number: 24402	Date of Building Permit: July 2017
Parcel Identification Number (PIN): 8318-01-106-015	New Structure ? Yes [X] No [ ]	Remodel? Yes [ ] No [ ]
Property Legal Description: See attached. Brookshire Estate Second Add Lot 1 & Parcel F/B NW NW 01-83-18		
Describe the Improvements to the Property: New Dwellings	Est $373,000 for both 623 & 625 Ratcliff	
Date of Project Completion: 1-22-18	Final Cost of Improvement (estimate taxable valuation of increase): $145,000 W/O Land	
What was the property used for on the effective date of the ordinance, April 30, 1997, and if a rental property, list tenants occupying the property: vacant		
Number of Residential Units upon completion of the project: One	Improvement District, List Urban Revitalization Area Number: 3-5	

Residential Only - Select one of the Tax Abatement Exemption Schedules below.

- (●) Three year schedule — Over three years: 100%, 100%, 100%
- ( ) Five Year schedule — Over five years: 100%, 80%, 60%, 40%, 20%
- ( ) Ten Year schedule — Over ten years: 80%, 70%, 60%, 50%, 40%, 40%, 30%, 30%, 20%, 20%

Residential filing fee: There is a $50.00 filing fee, calculated per each residential unit.
(e.g., Single dwelling house - $50; Duplex - $100; Triplex - $150; 50 units– $2,500)

( ) **Commercial Tax Abatement Exemption Schedule is three years at 100% for each of three years. Filing Fee: $50**

The improvements made to the property are believed to have increased its actual value by at least ten (10) percent and have been made in compliance with all applicable laws, codes and ordinances. There is no dollar limit for qualifying property improvements.

There has not been and there will not be a need for the relocation of persons, including families, business concerns, or others as a result of the improvements made to the property.

The application is due before February 1 of each year at the office of the City Clerk, 24 N Center Street, Marshalltown, Iowa, 50158. The fee is payable to the City of Marshalltown at the City Clerk's office upon filing this application.

It is understood that this application, if approved by the City Council of the City of Marshalltown, Iowa, will be returned to the Office of the City Assessor on or before March 1st of the year in which the improvements included in the project are to be first assessed for taxation.

Authorized Signature	Date Signed	Title (Owner/Representative)
Myr	1-22-18	Manager

Revised 09/18/2015

Dear Mr. Wright:

MONTEZUMA OFFICE

We have examined the abstract of title in one part showing title to:

The East One Hundred Thirty-five feet of Lot Two of Lot One of Lot One of the Northeast Quarter of the Northwest Quarter of Section Thirteen, Township Eighty-three North, Range Seventeen West of the Fifth P.M., Marshall County, Iowa, except the South Twenty rods thereof; and except the East five feet of the North 135.95 feet of the East One Hundred Thirty-five feet of said Lot Two of Lot One of Lot One; subject to easement recorded in Book E-32, Page 373, the Records of the Auditor/Recorder's Office of Marshall County, Iowa.

and find:

This abstract complies with the Forty Year Marketable Title Act of the State of Iowa, and was last certified to the 15th day of August, 2017, at 8:30 a.m., by Marshall County Abstract Company, at which time record title stood in Wright Jasper Development III, LLC, subject to the following:

625 Ratcliff Dr

8318 01106 015

PIN	Address	RReg	RInsp	RLate	Nuis	Burn	INV	ID	EGov	ServDate	Adm	SUBTOTAL	9%INT	TOTAL
841836380012	1001 S 10TH AVE				$ 174.00		INV07564	4361	0008-2017	5/24/2017	$ 45.00	$219.00	$ 30.00	$249.00
841836331023	1002 E ANSON ST				$ 174.00		INV07563	4362	0007-2017	5/24/2017	$ 45.00	$219.00	$ 30.00	$249.00
841836331023	1002 E ANSON ST				$ 196.00		INV07611	4419	0141-2017	7/11/2017	$ 45.00	$241.00	$ 30.00	$271.00
841834252003	1008 W BOONE ST				$ 226.00		INV07567	4363	0011-2017	5/23/2017	$ 45.00	$271.00	$ 37.00	$308.00
841834252003	1008 W BOONE ST				$ 582.00		INV07604	4412	0120-2017	7/6/2017	$ 45.00	$627.00	$ 79.00	$706.00
841834252003	1008 W BOONE ST				$ 120.00		INV08422	4538	0308-2017	11/6/2017	$ 45.00	$165.00	$ 16.00	$181.00
831802205016	101 E FERNER ST				$ 196.00		INV07887	4439	0270-2017	9/9/2017	$ 45.00	$241.00	$ 27.00	$268.00
841835456009	1012 S CENTER ST	$ 33.00		$ 25.00			INV04032	4577		4/1/2017	$ 45.00	$103.00	$ 15.00	$118.00
841835480008	1016 S 5TH AVE				$ 241.00		INV07586	4395	0039-2017	6/19/2017	$ 45.00	$286.00	$ 37.00	$323.00
841835480008	1016 S 5TH AVE				$ 271.00		INV07586	4426	0208-2017	8/3/2017	$ 45.00	$316.00	$ 38.00	$354.00
841834129023	107 S 13TH ST				$ 322.00		INV05283	4366		5/30/2017	$ 45.00	$367.00	$ 50.00	$417.00
841836102018	107 S 7TH AVE	$ 33.00		$ 25.00			INV03395	4567		4/1/2017	$ 45.00	$103.00	$ 15.00	$118.00
831811451015	108 IOWA AVE E	$ 206.00		$ 25.00			INV03815	4575		4/1/2017	$ 45.00	$276.00	$ 41.00	$317.00
841835106004	108 S 4TH ST	$ 63.00		$ 25.00			INV03396	4568		4/1/2017	$ 45.00	$133.00	$ 20.00	$153.00
841825451022	110 N 13TH AVE		$ 45.00	$ 25.00			INV07863	4574		9/18/2017	$ 45.00	$115.00	$ 12.00	$127.00
841835105005	110 S 5TH ST				$ 182.00		INV00591	4273		10/18/2016	$ 45.00	$227.00	$ 43.00	$270.00
841826481001	111 N 5TH AVE	$ 33.00		$ 25.00			INV04099	4579		4/1/2017	$ 45.00	$103.00	$ 15.00	$118.00
841834201018	1111 W CHURCH ST	$ 87.00		$ 25.00			INV04100	4580		4/1/2017	$ 45.00	$157.00	$ 24.00	$181.00
841834130003	1206 W CHURCH ST				$ 145.00		INV05544	4377		6/23/2017	$ 45.00	$190.00	$ 25.00	$215.00
841834130003	1206 W CHURCH ST				$ 166.00		INV07621	4428	0218-2017	8/1/2017	$ 45.00	$211.00	$ 25.00	$236.00
831801129012	1207 S 12TH AVE				$ 396.00		INV07590	4399	0055-2017	6/4/2017	$ 45.00	$441.00	$ 59.00	$500.00
831801129012	1207 S 12TH AVE				$ 286.00		INV07612	4420	0142-2017	7/6/2017	$ 45.00	$331.00	$ 42.00	$373.00
841834176002	1406 W BOONE ST				$ 196.00		INV07600	4409	0080-2017	6/13/2017	$ 45.00	$241.00	$ 32.00	$273.00
841825405021	1502 WOODBURY ST				$ 241.00		INV07574	4383	0021-2017	6/3/2017	$ 45.00	$286.00	$ 39.00	$325.00
841825405021	1502 WOODBURY ST				$ 231.00		INV07623	4430	0239-2017	8/10/2017	$ 45.00	$276.00	$ 33.00	$309.00
841827355014	1605 W STATE ST	$ 33.00		$ 25.00			INV04103	4581		4/1/2017	$ 45.00	$103.00	$ 15.00	$118.00
841828430010	1607 SUMMIT ST	$ 33.00		$ 25.00			INV04544	4594		4/1/2017	$ 45.00	$103.00	$ 15.00	$118.00
841827354015	206 N 14TH ST				$ 59.00		INV00277	4275		10/18/2016	$ 45.00	$104.00	$ 20.00	$124.00
841827377008	207 & 207 1/2 N 14TH ST	$ 63.00		$ 25.00			INV04104	4582		4/1/2017	$ 45.00	$133.00	$ 20.00	$153.00
841826379003	208 W STATE ST	$ 87.00		$ 25.00			INV04106	4583		4/1/2017	$ 45.00	$157.00	$ 24.00	$181.00
841825451002	209 N 12TH AVE	$ 33.00		$ 25.00			INV03830	4576		4/1/2017	$ 45.00	$103.00	$ 15.00	$118.00
841826335005	209 N 1ST ST	$ 111.00		$ 25.00			INV04109	4584		4/1/2017	$ 45.00	$181.00	$ 27.00	$208.00
841835152014	301 S 4TH ST				$ 168.00		INV07588	4397	0044-2017	6/8/2017	$ 45.00	$213.00	$ 28.00	$241.00
841835152014	301 S 4TH ST				$ 171.00		INV07624	4431	0240-2017	8/10/2017	$ 45.00	$216.00	$ 25.00	$241.00
841835106012	303 W LINN ST	$ 87.00		$ 25.00			INV04112	4585		4/1/2017	$ 45.00	$157.00	$ 24.00	$181.00
841836233002	304 S 16TH AVE				$ 208.00		INV00283	4276		11/10/2016	$ 45.00	$253.00	$ 47.00	$300.00
831802226003	305 E SOUTH ST				$ 227.00		INV00284	4277		10/18/2016	$ 45.00	$272.00	$ 52.00	$324.00
841826306018	305 JEROME ST					$ 100.00	INV07009	4380		8/21/2017	$ 45.00	$145.00	$ 17.00	$162.00
841826331023	308 N 2ND ST	$ 63.00		$ 25.00			INV04628	4597		4/1/2017	$ 45.00	$133.00	$ 20.00	$153.00
841826227025	310 & 310 1/2 EDGEWOO	$ 63.00		$ 25.00			INV04115	4587		4/1/2017	$ 45.00	$133.00	$ 20.00	$153.00
841826227025	310 & 310 1/2 EDGEWOOD ST		$ 90.00	$ 25.00			INV08723	4591		12/6/2017	$ 45.00	$160.00	$ 14.00	$174.00
841835176012	310 S 3RD ST				$ 165.00		INV08163	4408	0073-2017	6/6/2017	$ 45.00	$210.00	$ 28.00	$238.00
841826403030	402 N 3RD AVE				$ 247.00		INV00285	4278		10/18/2016	$ 45.00	$292.00	$ 56.00	$348.00
841826403030	402 N 3RD AVE				$ 201.00		INV07898	4443	0279-2017	9/5/2017	$ 45.00	$246.00	$ 27.00	$273.00
841826480005	403 1/2 BROMLEY ST		$ 45.00	$ 25.00			INV00235	4578		12/19/2016	$ 45.00	$115.00	$ 20.00	$135.00
841826480005	403 1/2 BROMLEY ST	$ 33.00		$ 25.00			INV04117	4586		4/1/2017	$ 45.00	$103.00	$ 15.00	$118.00
841826480005	403 1/2 BROMLEY ST		$ 60.00	$ 25.00			INV05885	4590		7/21/2017	$ 45.00	$130.00	$ 16.00	$146.00
841826427015	404 SWAYZE ST	$ 33.00		$ 25.00			INV04118	4592		4/1/2017	$ 45.00	$103.00	$ 15.00	$118.00
841825402011	407 N 13TH AVE				$ 174.00		INV07589	4398	0054-2017	6/3/2017	$ 45.00	$219.00	$ 29.00	$248.00
841825329005	409 N 11TH AVE				$ 196.00		INV07592	4401	0062-2017	6/13/2017	$ 45.00	$241.00	$ 32.00	$273.00
841825329005	409 N 11TH AVE				$ 171.00		INV07627	4434	0245-2017	8/15/2017	$ 45.00	$216.00	$ 25.00	$241.00
841835102011	409 W CHURCH ST	$ 63.00		$ 25.00			INV03398	4569		4/1/2017	$ 45.00	$133.00	$ 20.00	$153.00
841825404008	413 SHARON AVE				$ 230.00		INV07879	4437	0260-2017	9/15/2017	$ 45.00	$275.00	$ 30.00	$305.00

PIN	Address	RReg	RInsp	RLate	Nuis	Burn	INV	ID	EGov	ServDate	Adm	SUBTOTAL	9%INT	TOTAL
841826429030	430 UNION ST	$ 33.00		$ 25.00			INV04119	4589		4/1/2017	$ 45.00	$103.00	$ 15.00	$118.00
841826402015	501 N 1ST AVE				$ 196.00		INV07617	4425	0197-2017	8/3/2017	$ 45.00	$241.00	$ 29.00	$270.00
841826478010	502 BROMLEY ST				$ 167.00		INV00287	4280		10/18/2016	$ 45.00	$212.00	$ 40.00	$252.00
841826478010	502 BROMLEY ST				$ 174.00		INV07578	4387	0031-2017	6/21/2017	$ 45.00	$219.00	$ 29.00	$248.00
841826478010	502 BROMLEY ST				$ 196.00		INV07615	4423	0185-2017	7/20/2017	$ 45.00	$241.00	$ 30.00	$271.00
841826478010	502 BROMLEY ST				$ 171.00		INV07895	4442	0278-2017	9/5/2017	$ 45.00	$216.00	$ 24.00	$240.00
841826478010	502 BROMLEY ST				$ 190.00		INV08437	4545	0344-2017	11/6/2017	$ 45.00	$235.00	$ 23.00	$258.00
841826481004	503 BROMLEY ST				$ 226.00		INV07568	4369	0013-2017	5/23/2017	$ 45.00	$271.00	$ 37.00	$308.00
841826481004	503 BROMLEY ST				$ 210.00		INV08439	4546	0345-2017	11/6/2017	$ 45.00	$255.00	$ 25.00	$280.00
841826478002	503 WOODBURY ST				$ 217.00		INV00295	4288		10/18/2016	$ 45.00	$262.00	$ 50.00	$312.00
841826478002	503 WOODBURY ST				$ 174.00		INV07584	4393	0037-2017	6/21/2017	$ 45.00	$219.00	$ 29.00	$248.00
841826478002	503 WOODBURY ST				$ 241.00		INV07608	4416	0132-2017	7/9/2017	$ 45.00	$286.00	$ 36.00	$322.00
841826478002	503 WOODBURY ST				$ 196.00		INV07626	4433	0242-2017	8/14/2017	$ 45.00	$241.00	$ 28.00	$269.00
841835104010	504 W CHURCH ST	$ 87.00		$ 25.00			INV03400	4570		4/1/2017	$ 45.00	$157.00	$ 24.00	$181.00
841826433004	507 LEE ST				$ 233.00		INV05291	4370		5/15/2017	$ 45.00	$278.00	$ 39.00	$317.00
841835429013	510 E ANSON ST	$ 33.00		$ 25.00			INV04425	4593		4/1/2017	$ 45.00	$103.00	$ 15.00	$118.00
841835227016	510 E CHURCH ST	$ 63.00		$ 25.00			INV03403	4571		4/1/2017	$ 45.00	$133.00	$ 20.00	$153.00
841835101004	510 W MAIN ST		$ 135.00	$ 25.00			INV08210	4573		10/10/2017	$ 45.00	$205.00	$ 21.00	$226.00
841835154001	512 W NEVADA ST				$ 50.00		INV01070	4348		2/3/2017	$ 45.00	$95.00	$ 16.00	$111.00
841826402009	514 N 2ND AVE		$ 135.00	$ 25.00			INV08209	4572		10/10/2017	$ 45.00	$205.00	$ 21.00	$226.00
841834234005	608 W LINN ST				$ 247.00		INV00288	4281		10/18/2016	$ 45.00	$292.00	$ 56.00	$348.00
841825310014	618 WOODBURY ST				$ 151.00		INV07628	4435	0246-2017	8/15/2017	$ 45.00	$196.00	$ 23.00	$219.00
841826276007	701 N 3RD AVE				$ 196.00		INV07566	4371	0010-2017	5/23/2017	$ 45.00	$241.00	$ 33.00	$274.00
841834233009	704 W LINN ST					$ 100.00	INV04859	4355		4/24/2017	$ 45.00	$145.00	$ 21.00	$166.00
841825355018	710 1/2 E STATE ST					$ 200.00	INV05177	4359		5/9/2017	$ 45.00	$245.00	$ 34.00	$279.00
841836107017	712 E BOONE ST				$ 1,962.00		INV00492	4333		10/19/2016	$ 45.00	$2,007.00	$ 383.00	$2,390.00
841836107017	712 E BOONE ST				$ 174.00		INV07570	4373	0015-2017	5/25/2017	$ 45.00	$219.00	$ 30.00	$249.00
841836107017	712 E BOONE ST				$ 171.00		INV07629	4436	0247-2017	8/15/2017	$ 45.00	$216.00	$ 25.00	$241.00
841826278004	715 N 5TH AVE				$ 307.00		INV00290	4282		10/19/2016	$ 45.00	$352.00	$ 67.00	$419.00
841825302004	717 MARION ST					$ 100.00	INV01019	4341		3/9/2017	$ 45.00	$145.00	$ 23.00	$168.00
841826277001	719 N 4TH AVE					$ 100.00	INV04864	4357		4/9/2017	$ 45.00	$145.00	$ 21.00	$166.00
841826230006	803 N 3RD AVE				$ 151.00		INV07587	4396	0043-2017	6/8/2017	$ 45.00	$196.00	$ 26.00	$222.00
841825359003	805 E STATE ST					$ 100.00	INV08207	4565		10/20/2017	$ 45.00	$145.00	$ 15.00	$160.00
841836402011	808 S 12TH AVE	$ 33.00		$ 25.00			INV03152	4598		4/1/2017	$ 45.00	$103.00	$ 15.00	$118.00
841834426013	811 WASHINGTON ST	$ 33.00		$ 25.00			INV04120	4588		4/1/2017	$ 45.00	$103.00	$ 15.00	$118.00
831810202016	817 ROBERTS TER				$ 237.00		INV00292	4283		10/18/2016	$ 45.00	$282.00	$ 54.00	$336.00
831810202016	817 ROBERTS TER				$ 220.00		INV07882	4438	0264-2017	9/15/2017	$ 45.00	$265.00	$ 29.00	$294.00
841836378005	906 S 11TH AVE				$ 247.00		INV00293	4284		10/18/2016	$ 45.00	$292.00	$ 56.00	$348.00
841836378005	906 S 11TH AVE				$ 174.00		INV07579	4388	0032-2017	6/2/2017	$ 45.00	$219.00	$ 30.00	$249.00
841836378005	906 S 11TH AVE				$ 371.00		INV07606	4414	0130-2017	6/30/2017	$ 45.00	$416.00	$ 53.00	$469.00
841826228020	918 N 5TH AVE				$ 174.00		INV07581	4390	0034-2017	6/2/2017	$ 45.00	$219.00	$ 30.00	$249.00
841826228020	918 N 5TH AVE				$ 196.00		INV07614	4422	0184-2017	7/18/2017	$ 45.00	$241.00	$ 30.00	$271.00
841826228020	918 N 5TH AVE				$ 220.00		INV08431	4542	0341-2017	10/21/2017	$ 45.00	$265.00	$ 27.00	$292.00
841826228019	920 N 5TH AVE				$ 247.00		INV00294	4286		10/18/2016	$ 45.00	$292.00	$ 56.00	$348.00
841826228019	920 N 5TH AVE				$ 196.00		INV07573	4382	0020-2017	6/21/2017	$ 45.00	$241.00	$ 31.00	$272.00
841826228019	920 N 5TH AVE				$ 220.00		INV08433	4543	0342-2017	11/9/2017	$ 45.00	$265.00	$ 25.00	$290.00
		$ 1,439.00	$ 510.00	$ 750.00	$ 15,064.00	$ 700.00					$ 4,455.00		$ 3,269.00	$ 26,187.00

#2018-___

RESOLUTION TO CERTIFY UNPAID BILLS
FOR COLLECTION WITH TAXES

BE IT RESOLVED BY THE COUNCIL OF THE CITY OF MARSHALLTOWN, IOWA:

Section 1. That the costs and expenses incurred by the City of Marshalltown, Iowa as set forth in the attached schedule are hereby approved for certification to the County Treasurer for collection with taxes and the City Clerk is hereby directed to transmit same.

Passed this 12th day of February, 2018, and signed this ___ day of February, 2018.

CITY OF MARSHALLTOWN, IOWA

_____
Joel T.S. Greer, Mayor

ATTEST:

_____
Shari L. Coughenour, CMC, City Clerk

List Distributed Separately

The City of Marshalltown, I
Joel T.S. Greer, Mayor
Jessica Kinser, City Administrator
Bob Ranson, Superintendent WPC
1001 Woodland Street
Marshalltown, IA 50158-1810
Tel - (641) 754-5709
Fax - (641) 754-5741
Email - branson@marshalltown-ia.gov

the City of Marshalltown

WATER POLLUTION CONTROL

January 22, 2018

To: Mayor Joel T.S. Greer
Members of the City Council

From: Bob Ranson
Superintendent, Water Pollution Control

Re: Agreement – Nutri-Ject Systems, Inc. to provide removal, transportation and disposal of City sludge.

Policy Issue: City policy requires Governing Body approval of Agreements when consideration exceeds $50,000.

Recommendation: Staff recommends approving the Agreement with Nutri-Ject Systems, Inc. to provide removal, transportation and disposal of City sludge. Nutri-Ject will charge $0.0128/gallon to apply sludge to the WPCP farm, $0.0240/gallon to the farm north of Marshalltown by field applicator, and $0.0228/gallon to the farm north of Marshalltown by umbilical cord.

Background: The City's Water Pollution Control Plant produces approximately 7.1 million gallons of sludge annually. The most cost effective means of disposal is to land apply the sludge to farm ground adjacent to the Plant and to land north of town near the airport.

Budget Impact: The WPCP budget has sufficient funds to pay for the removal, transportation and disposal of City sludge.

Attachment: Agreement.

cc: Jessica Kinser, City Administrator

CITY COUNCIL: Sue Cahill, Mike Gowdy, Al Hoop,
Leon Lamer, Bill Martin, Bethany Reese Wirin

The City of Marshalltown, I
Joel T.S. Greer, Mayor
Jessica Kinser, City Administrator
Bob Ranson, Superintendent WPC
1001 Woodland Street
Marshalltown, IA 50158-1810
Tel - (641) 754-5709
Fax - (641) 754-5741
Email - branson@marshalltown-ia.gov

the City of Marshalltown

WATER POLLUTION CONTROL

January 22, 2018

Bids for Biosolids Disposal 2018-2020

Contractor	City Farm by Umbilical Cord	Trucked Disposal (up to 8 miles) injected by field applicator	Trucked Disposal (up to 8 miles) injected by umbilical cord
Midwest Injection Inc.	$0.013/gal	$0.026/gal.	$0.025/gal.
** Nutri-Ject Systems Inc.	$0.0128/gal	$0.024/gal.	$0.0228/gal.

** Indicates lowest bid

CITY COUNCIL: Sue Cahill, Mike Gowdy, Al Hoop,
Leon Lamer, Bill Martin, Bethany Reese Wirin

Resolution #2018-

RESOLUTION APPROVING AGREEMENT FOR REMOVAL, TRANSPORTATION, AND DISPOSAL OF CITY SLUDGE BY AND BETWEEN THE CITY OF MARSHALLTOWN, IOWA, AND NUTRI-JECT SYSTEMS, INC.

WHEREAS there is herewith submitted to the City Council of Marshalltown, Iowa, a proposed Agreement for providing removal, transportation, and disposal of City sludge, by and between the City of Marshalltown, Iowa, and Nutri-Ject Systems, Inc.; and

WHEREAS the City Council of Marshalltown has fully examined same and has found same to be in the best interests of the City of Marshalltown, Iowa, and the same should now be approved and accepted.

NOW, THEREFORE, BE IT RESOLVED BY THE COUNCIL OF THE CITY OF MARSHALLTOWN, IOWA:

Section 1. That the agreement by and between the City of Marshalltown, Iowa and Nutri-Ject Systems Inc. for providing removal, transportation and disposal of City sludge as described in the Agreement attached hereto is fully approved in all respects and particulars and the Mayor and City Clerk are hereby authorized and directed to execute same for and on behalf of the City of Marshalltown.

Passed this 12th day of February 2018, and signed this _____ day of February 2018.

CITY OF MARSHALLTOWN, IOWA

_____

Joel T. S. Greer, Mayor

ATTEST:

_____

Shari L. Coughenour, CMC, City Clerk

515 FIFTH STREET
BOX 398
HUDSON, IOWA 50643
PHONE (319) 988-4601
FAX (319)-988-3506

January 11, 2018

Mr. Bob Ranson, Superintendent
Marshalltown Wastewater Treatment Plant
1001 Woodland St.
Marshalltown, IA 50158-1810

RE: Request for 3-Year Biosolids Disposal Bid

Dear Bob,

Please find enclosed our response for the aforementioned 3-year land application contract for the management and land application of the City of Marshalltown's biosolids.

Bob, thank you in advance for your consideration in this matter and we look forward to continuing to work with you and your staff in the future.

Sincerely,

R. Scott Wienands,
President

A G R E E M E N T

This agreement made and entered into this 1st day of March, 2018 by and between the City of Marshalltown, Iowa, a municipal corporation (hereinafter referred to as "City") and Nutri-Ject Systems Inc., a corporation organized and existing under the laws of the State of Iowa and authorized to do business in the State of Iowa, (hereinafter referred to as "Contractor"),

WITNESSETH:

That for and in considerations set forth herein, the sufficiency of which is hereby acknowledged the parties agree as follows:

A. GENERAL PROVISIONS

1. Purpose: The purpose of this agreement is to provide for the removal, transportation and disposal of City's sewage sludge by Contractor on an "as needed" basis. City will provide the sludge in the form and quantities hereinafter specified. Contractor will remove the sludge from City's water pollution control facility, transport and dispose of it as is hereinafter set forth. All responsibility for said sludge, after removal from the water pollution control plant, will be the sole obligation of Contractor and City assumes no responsibility for same, except as provided for in this agreement and as provided by law.

2. Duration of agreement: This agreement shall commence on the 1st day of March, 2018 and shall continue through March 1, 2021 unless terminated sooner as provided herein.

3. Consideration by City: City shall pay Contractor at the end of each land application period at the following rate:

   a) City farm By Umbilical Cord (South of Plant-228 Acres) $ 0.0128 /gal.

   b) Farms North of Marshalltown (up to 8 Miles)

      Injected by Field Applicator $ $0.024 /gal.

      Injected by Umbilical Cord $ $0.0228 /gal.

Other locations shall be negotiated if over the 8 mile distance, if it requires additional driving or unloading times. Like wise if the contractor finds a location closer to the Water Pollution Control Plant that would take less time and save the contractor money, a different rate can be negotiated to share in the savings.

c) A charge of $500.00 shall be assessed City if Contractor is required to mobilize and demobilize its frac tank from one farm to another during an umbilical cord application period.

d) The price per gallon applied does include all costs associated with transporting the sludge to the various sites.

e) Any need for dust control will be determined by the City and the costs incurred for dust control will be paid by the City. Contractor shall be responsible to coordinate the dust control application at no charge to the City.

f) Determination of gallons shall be by magnetic flow meter located at the water pollution control plant, which meter shall be maintained and calibrated as needed at City's expense. Calibration and maintenance records will be available to Contractor upon request.

g) When requested by the City, the contractor shall procure suitable farm ground for the land application of biosolids, and said services shall be paid at a rate of $150/hr and not to exceed $1,500 per year. If sites were located closer to the Water Pollution Control Plant, any savings in transportation costs would be shared 50/50 between the City and the Contractor.

Contractor shall keep and maintain a log book to record daily loads and volumes and submit totals based on same at the end of each application period which City shall compare with its flow meter records. City will authorize payment based on flow meter records, and payment shall be made to Contractor within 30 days of invoice submission.

In the event discrepancies arise between City and Contractor on volumes, the parties shall immediately attempt to resolve said discrepancies and if unable to do so it shall be submitted to binding arbitration as provided in paragraph D(1).
In the event City's flow meter malfunctions or is not operating, the parties shall determine volumes based on Contractors log, past experience or other relevant factors.

4. Consideration by Contractor: The Spring application of sewage sludge on the 228 acres of farm ground located south of the Water Pollution Control Plant, a) and b) above shall be set up and ready to start the umbilical cord system of application by March 25 of each crop year. Contractor also agrees to pay the City three (3)

dollars per day per acre if application is not completed by April 27th of the same crop year (if land is to be used for corn) and by May 10th of the same crop year (if land is used for beans), unless they can demonstrate the delay in completion was due to weather or other conditions beyond their control.
If for any reason the two parties cannot come to an agreement on a settlement for failure to meet the April 27th or May 10th deadlines, the issue will be settled by arbitration as outlined in section D (1).

B. RESPONSIBILITY OF CITY

1. City duties. City shall perform its duties and responsibilities in a timely and workmanlike manner and shall use its employees and facilities to carry out the intent of this agreement.

2. City will provide stabilized sludge from the anaerobic digestion of organic solids at its water pollution control plant in the quantities and quality set forth below for land application.

   a) Approximately 5 to 8 million gallons per year.

   b) Sludge that meets the Pathogen and Vector Attraction Reduction requirements of the State and EPA rules.

3. City shall develop and manage a sludge plan.

4. City shall provide Contractor access to the solids loading facility on a 24- hour daily basis. The loading facility shall be provided and maintained by City and shall consist of a building, two overhead doors, door openers, pump, piping, flow meter, plant roadway and related appurtenances.

5. City shall keep and maintain a semi tractor trailer loading facility with the capacity of approximately 1500 gallons/minute. The City shall also maintain a transfer pump at #5 holding tank capable of transferring 500 gpm of sludge from the #5 holding tank to # 4 storage tank.

6. City shall keep and maintain its sludge management plan and shall timely seek and obtain such additional permits and licenses in the future as may be required to maintain said plan. Contractor shall cooperate with City in obtaining said permits and licenses upon request by City but any expense in obtaining same shall be City's sole obligation.

7. City shall be responsible for all lab testing required to operate under the State and EPA rules.

8. City shall be responsible for providing the contractor with the agronomic loading rate for the sludge to be applied, as well as any other information the contractor may be required to have to meet State and EPA rules.

C. RESPONSIBILITY OF CONTRACTOR

1. Contractor's duties: Contractor shall perform its duties and responsibilities in a timely and workmanlike manner and shall use its employees, equipment and facilities to carry out the intent of this agreement. Contractor shall comply with all laws, rules and regulations of any Federal, State or local jurisdiction relating to its duties under this agreement as same now exists or as they may be in the future.

2. The transportation and application of sludge shall be done in strict accordance with all Federal, State and local statutes, laws, rules or regulations as same now exist or as they may be altered in the future.

3. Contractor shall provide City with all information requested by the City relating to its transportation and application of sludge including but not limited to:

   a) Semi tractor load sheets
   b) Applicator load sheets
   c) Daily gallons applied per City flow meter
   d) Acres covered
   e) Drawing of area covered
   f) Gallons/acre
   g) Dates & gallons applied per area
   h) Certification of performance as required by State or EPA rules
   i) Such other information as City may request

4. Contractor shall be responsible for collecting a grab sample of the sludge being loaded every 4 hours during the application period.

5. Contractor shall be responsible for maintaining the loading facility at the water pollution control plant in a clean and neat manner and shall promptly at time of occurrence clean up any spills at said plant. Contractor shall wash walls, floor and equipment as needed. Contractor shall be solely responsible for any spills in transit or at the farm site and shall promptly at time of occurrence clean up any such spills. Transport vehicles will be kept clean and free of spilled sludge.

6. Contractor shall provide all equipment and personnel required to load, transport, store and dispose of sludge to include a minimum of three tankers of not less than 5500 gallons each in capacity. Contractor shall comply with all Federal, State and local laws relating to transportation and application of sludge, as well as local traffic laws and shall adhere to the directions of the water pollution control plant Director in operating vehicles at said plant. All equipment will be maintained in leak proof and spill proof condition.

7. Contractor shall apply the sludge to the farm ground at a rate not to exceed the crops agronomic uptake rates, or less if any law, statute, rule or regulation shall prohibit application at that rate.

8. Contractor shall be familiar with the State and EPA rules and regulations governing the application of sewage sludge and shall adhere to these rules.

9. Contractor will maintain his equipment at his own expense and shall keep it in good condition. City's facilities shall not be used by Contractor for private use or the storage of Contractor's equipment. Disabled equipment shall be removed from City's property in a timely manner.

10. Contractor shall designate an administrator of this agreement as well as up- to-date address and telephone number.

11. The following land application periods are anticipated and the Contractor shall make himself available at these times, weather permitting:

    a) March 25th of each year
    b) October - November each year

    In the event adverse weather conditions make impossible or disrupts application, the Contractor shall be available to commence or continue application as soon as weather conditions permit.

12. The landowner and operator shall always have the authority over the use of the property and the Contractor shall always work with the said owner or operator to insure proper application and good public relations.

13. Contractor shall provide at least one subsurface injection application spreader with at least 3,000 gallons of capacity or an umbilical cord system for each application. The application method shall be determined by the City and the land owner/operator.

D. OTHER PROVISIONS

1. Arbitration. In the event a dispute arises between the parties as to the meaning or intent of any portions of this agreement, the parties shall promptly meet and attempt to settle same. If they are unable to settle the matter, they shall promptly submit same to an arbitration proceeding. The arbitration shall be as follows:

   The City and Contractor shall each pick one arbitrator and the arbitrators so selected shall pick a third arbitrator. The parties shall then submit the matter to the three arbitrators who shall then settle the dispute by a simple majority vote. Each party shall be responsible for payment of its own arbitrator and shall each pay one-half the cost of the third arbitrator and of any expenses incurred in the arbitration procedures.

2. Insurance. Contractor shall obtain and carry throughout the term of this agreement, insurance with a reputable company, acceptable to the City and admitted to do business with the State of Iowa with the following minimum limits:

   a) Workman compensation - as provided by Iowa law.
   b) Motor vehicle insurance with not less that $250,000/$500,000 liability limits.
   c) Catastrophic liability umbrella in the amount of $1,000,000 and property damage of not less than $500,000/$500,000. The City will be named as an insured party and a copy of this coverage shall be deposited with the City Clerk of City. City shall be notified by the insurance carrier of any alterations, cancellation or revocation of insurance. If said insurance is canceled or revoked, Contractor shall cease its operation until substitute policy is obtained.

3. Hold Harmless and Indemnification. Contractor agrees to protect and hold City harmless for any and all liability caused by Contractor's acts or omissions in the performance of this agreement or for the acts or omissions of its agents, employees or officers. Contractor shall, at its sole expense, defend any actions against City and pay any liability for loss to property and persons reasonable related to the performance of this agreement.

4. Contractor not an employee. It is understood and agreed the Contractor is performing under this agreement as an independent contractor and is not an employee of the City, nor its employees, officers and agents. Contractor shall timely pay all Federal and

State employment taxes and insurance on its own employees and officers.

Contractor shall timely pay all obligations it incurs in the performance of this agreement and shall not allow any liens to be placed against City or its property, against Contractor or its property.

5. Patents. Contractor shall pay all royalties and license fees and shall hold and save the City, its officers, agents, servants and employees harmless from liability of any nature and kind, including costs and expenses for or on account of any patented or unpatented invention, process, article or appliance manufactured or used in the performance of the contract, including its use by the City in this respect. The Contractor shall defend all suits and claims for infringement of any patent or license rights.

6. Assignment. This agreement is solely with Contractor based on its reputation and past performance and as such no sale, assignment, transfer or conveyance of same, in whole or in part, shall be permitted without written consent to same by City. Any attempt to sell, assign, transfer or convey the agreement without consent of City shall be a breach of this agreement by Contractor.

7. Breach of contract and remedies. The essence of this agreement is the timely removal and application of City's sludge in the manner provided by Federal, State and local laws, statutes and ordinances as well as rules or regulations as same now exist or as they may be promulgated in the future. Any failure of Contractor to perform his duties and responsibilities under any clause of this agreement shall constitute a material breach of contract and City may, at its sole option, proceed with any legal or equitable remedy available to it. Any failure by City to proceed with action following a breach shall not be deemed to be a waiver of same.

In addition to the foregoing remedies, City may elect to terminate this agreement upon 10 days written notice for breach of any of its terms by Contractor unless the defect or non-performance is remedied by Contractor. However, City may under any circumstances, immediately terminate this agreement without notice, upon violation by Contractor of any provision of this agreement resulting in a disruption of sludge removal from City's water pollution control facility to the extent of exceeding City's storage capacities or the City or Contractor is ordered to cease its operations in sludge disposal by any Federal or State agency,

commission, board or Court, in which event this agreement shall be totally null and void.

8. Destruction of premises. In the event of total or partial destruction of City's water pollution control facility by fire, windstorm, or other casualty, making it impossible for City to perform hereunder, the provisions of this agreement shall terminate until such time as City restores said premises and is able to perform.

9. A pre start-up conference shall be held before each application to discuss the farm site, application requirement, Plant valving and pumping, and other items of importance.

10. Any written notice shall be given by either party by service as provided in the Iowa Rules of Civil Procedure or by certified mail, addressed to said party, with sufficient postage and addressed as follows:

CITY:

City Clerk
Municipal Building
24 North Center Street
Marshalltown, Iowa 50158

CONTRACTOR:

Nutri-Ject Systems, Inc.
PO Box 398
Hudson, IA 50643

CITY OF MARSHALLTOWN, IOWA:

BY: _____
Joel T.S. Greer, Mayor

ATTEST: _____
Shari Coughenour, City Clerk

CONTRACTOR:

BY: Nutri-Ject Systems, Inc.

BY: R. Scott Wiemann
President

RESOLUTION APPROVING A MEMORANDUM OF UNDERSTANDING WITH THE IOWA DEPARTMENT OF TRANSPORTATION FOR SHARING OF TRANSIT GPS DATA

WHEREAS, the Iowa Department of Transportation has asked the City of Marshalltown to work with a third party vendor to provide data related to Marshalltown Municipal Transit, and

WHEREAS, sharing of data related to transit routes and ridership and adding a widget to the City's website to allow individuals to determine if Marshalltown Municipal Transit is an available option is a benefit to riders and citizens alike;

NOW, THEREFORE, BE IT RESOLVED BY THE CITY COUNCIL OF THE CITY OF MARSHALLTOWN, IOWA, the City Administrator is hereby directed to execute the attached Memorandum of Understanding with the Iowa Department of Transportation.

Passed this 12th day of February, 2017, and signed this _____ day of February, 2017.

CITY OF MARSHALLTOWN, IOWA

_____

Joel T.S. Greer, Mayor

ATTEST:

_____

Shari L. Coughenour, CMC, City Clerk

Memorandum of Understanding

Iowa Department of Transportation
And
City of Marshalltown

The purpose of this Memorandum of Understanding (MOU) is to identify the roles and responsibilities of the State of Iowa acting by and through its Department of Transportation, Office of Public Transit ("Iowa DOT"), and City of Marshalltown, a designated Iowa public transit agency ("Transit Agency"), as they relate to the GTFS Project. This MOU is effective as of the date of the last signature below, and upon receipt of any necessary approvals (the "Effective Date"). Iowa DOT and Transit Agency are referred to individually as ("Party"), and together as (the "Parties").

Recitals

A. Iowa DOT and Transit Agency desire to provide Transit Agency's transit information, including but not limited to schedule, fare, transit vehicle location, stop and route information ("Data") to third party application developers such as Google, Inc. to increase the public transportation resources for Iowa's travelling public.

B. Transit Agency agrees to work with Iowa DOT and Trillium Solutions, Inc. ("Vendor"), or Iowa DOT and another contractor designated by Iowa DOT, to provide the Data to third party application developers.

C. Transit Agency further agrees that Iowa DOT, Iowa DOT's contractors (including "Vendor"), Google, Inc., and third party application developers may make nominative use of Transit Agency's service marks, trademarks, company names, trade names, and logos that may accompany the Data to identify the Data.

Agreement

The Parties agree that the above-stated Recitals are true, and such Recitals are incorporated herein by reference. In consideration of Iowa DOT's efforts to increase the profile of Iowa public transit services, and Transit Agency providing the necessary Data, license and authorization to Iowa DOT, the Parties agree as follows:

1. **Compensation.** Neither Party will receive any monetary compensation from the other Party under this MOU.

2. **Term.** This MOU commences on the Effective Date and will continue in effect until terminated.

3. **Obligations, Grant of License, and Authorization of Nominative Use.**

   a. Transit Agency shall do the following to transfer and maintain the Data:

      i. Provide Vendor, or another contractor designated by Iowa DOT, with at least four weeks' notice from the date that it is made available in Google, of any anticipated changes to the Data (schedules/routes/stops/etc.) via email address designated by Iowa DOT or contractor.

      ii. Make timely updates to the Data to reflect changes in Transit Agency's public transit information.

      iii. Assist Iowa DOT, Vendor, or another contractor designated by Iowa DOT, in verifying the accuracy of the Data.

iv. Integrate a transit trip planner on Transit Agency's website.

b. Transit Agency hereby grants the following license to the Data to Iowa DOT:

i. A nonexclusive, worldwide, perpetual, royalty-free, irrevocable license to reproduce, distribute, create derivative works and compilations based on, perform, display, modify, and otherwise use the Data, and sublicense the foregoing to: 1) Vendor, or another contractor designated by Iowa DOT; 2) Third party application developers, such as Google Inc., for the purpose of promoting Iowa public transit services.

c. Transit Agency hereby permits the following nominative use of its marks:

i. Iowa DOT, Iowa DOT's Vendor, Google, Inc., and third party application developers may make nominative use of Transit Agency's service marks, trademarks, company names, trade names, and logos that may accompany the Data to identify the Data.

4. Iowa DOT's Obligations. Iowa DOT shall do the following:

a. Promote the existence of the Data for use by third party developers.
b. Cause Vendor, or another contractor designated by Iowa DOT, to do the following:

i. Work with Transit Agency to obtain the Data.
ii. Convert the Data into General Transit Feed Specification ("GTFS") format.
iii. Provide Data in GTFS to Google, Inc. and other third party developers for dissemination to end users and use by applications such as Google Transit.
iv. Host Data for public access, by Google, and other third party developers.
v. Obtain Data updates from Transit Agency.

5. Representations and Warranties. Each Party represents and warrants that it has full power and authority to enter into this Agreement. Transit Agency represents and warrants that it has all necessary rights to grant the license and authorize the nominative use of its marks, as described in Section 3 above.

6. Indemnity. To the extent permitted by law, Transit Agency shall indemnify, defend and hold Iowa DOT harmless from any and all third party claims, suits, actions, losses, damages, liabilities, costs and expenses of any nature whatsoever resulting from, arising out of or relating to any claims that the Data or Transit Agency's Marks infringe any patent, copyright, trade secret, trademark, trade dress, mask work, utility design, service mark, company name, trade name, logo, or other proprietary right of any third party.

To the extent permitted by law, Iowa DOT shall indemnify, defend and hold Transit Agency harmless from any and all third party claims, suits, actions, losses, damages, liabilities, costs and expenses of any nature whatsoever resulting from, arising out of or relating to any claims that the Data or Transit Agency's Marks infringe any patent, copyright, trade secret, trademark, trade dress, mask work, utility design, service mark, company name, trade name, logo, or other proprietary right of any third party.

7. Termination. Either Party may terminate this Agreement at any time upon first providing written notice of such termination to the other Party. Effective date of termination shall be specified within the written notice.

8. **Default/Remedies.** If either Party fails to perform its obligations under this Agreement, the other Party may, after first providing written notice and a reasonable opportunity to cure, pursue any remedy at law or in equity.

9. **No Third Party Beneficiaries**. Iowa DOT and Transit Agency are the only Parties to this Agreement and are the only Parties entitled to enforce its terms.

10. **Survival.** All rights and obligations will cease upon termination or expiration of this Agreement, except for the rights and obligations set forth in Sections 5, 6, 8, 9, 10, and any other provisions which reasonably require being effective after termination.

For City of Marshalltown:

_____
Jessica Kinser, City Administrator
City of Marshalltown

For the Iowa DOT:

_____
Stuart Anderson, Director
Planning, Programming, and Modal Division
Iowa Department of Transportation

Applicant

I hereby declare that all information contained in the E-license Application is true and correct. I understand that misrepresentation of material fact in the Application is a serious misdemeanor crime and grounds for denial of the license or permit under Iowa law. Please submit this form to your local authority.

Applicant's Signature _____ Date 2/1/18

++++++++++++++++++++++++++++

NOTARY

State of Iowa
County of Marshall

Signed and sworn to (or affirmed) before me

on Feb 1, 2018,
Date

by Toby J Kruse,
Print Name of Applicant

Signature of Notary Public _____ Date 2-1-18

SHARI L. COUGHENOUR
COMMISSION # 703907
MY COMMISSION EXPIRES

NOTARIAL SEAL IOWA
SHARI L. COUGHENOUR
COMMISSION # 703907
MY COMMISSION EXPIRES
6-29-18

Applicant **License Application ( )**

Name of Applicant: Kruse Motorsports, Inc

Name of Business (DBA): Marshalltown Speedway

Address of Premises: 1308 E. Olive

City Marshalltown **County:** Marshall **Zip:** 50158

Business (515) 231-5444

Mailing 1428 Garst Ave.

City Boone **State** IA **Zip:** 50036

Contact Person

Name Toby Kruse

Phone: (515) 231-5444 **Email** toby@marshalltownspeedway.com

Classification Class B Beer (BB) (Includes Wine Coolers)

Term: 8 months

Effective Date: 03/01/2018

Expiration Date: 01/01/1900

Privileges:

Class B Beer (BB) (Includes Wine Coolers)

Outdoor Service

Sunday Sales

Status of Business

BusinessType: Privately Held Corporation

Corporate ID Number: XXXXXXXXX **Federal Employer ID** XXXXXXXXX

Ownership

Toby Kruse

First Name: Toby **Last Name:** Kruse

City: Boone **State:** Iowa **Zip:** 50036

Position: President

% of Ownership: 100.00% **U.S. Citizen: Yes**

Insurance Company Information

Insurance Company: New York Marine and General

Policy Effective Date: **Policy Expiration**

Bond Effective **Dram Cancel Date:**

Outdoor Service Effective **Outdoor Service Expiration**

Temp Transfer Effective Date **Temp Transfer Expiration Date:**

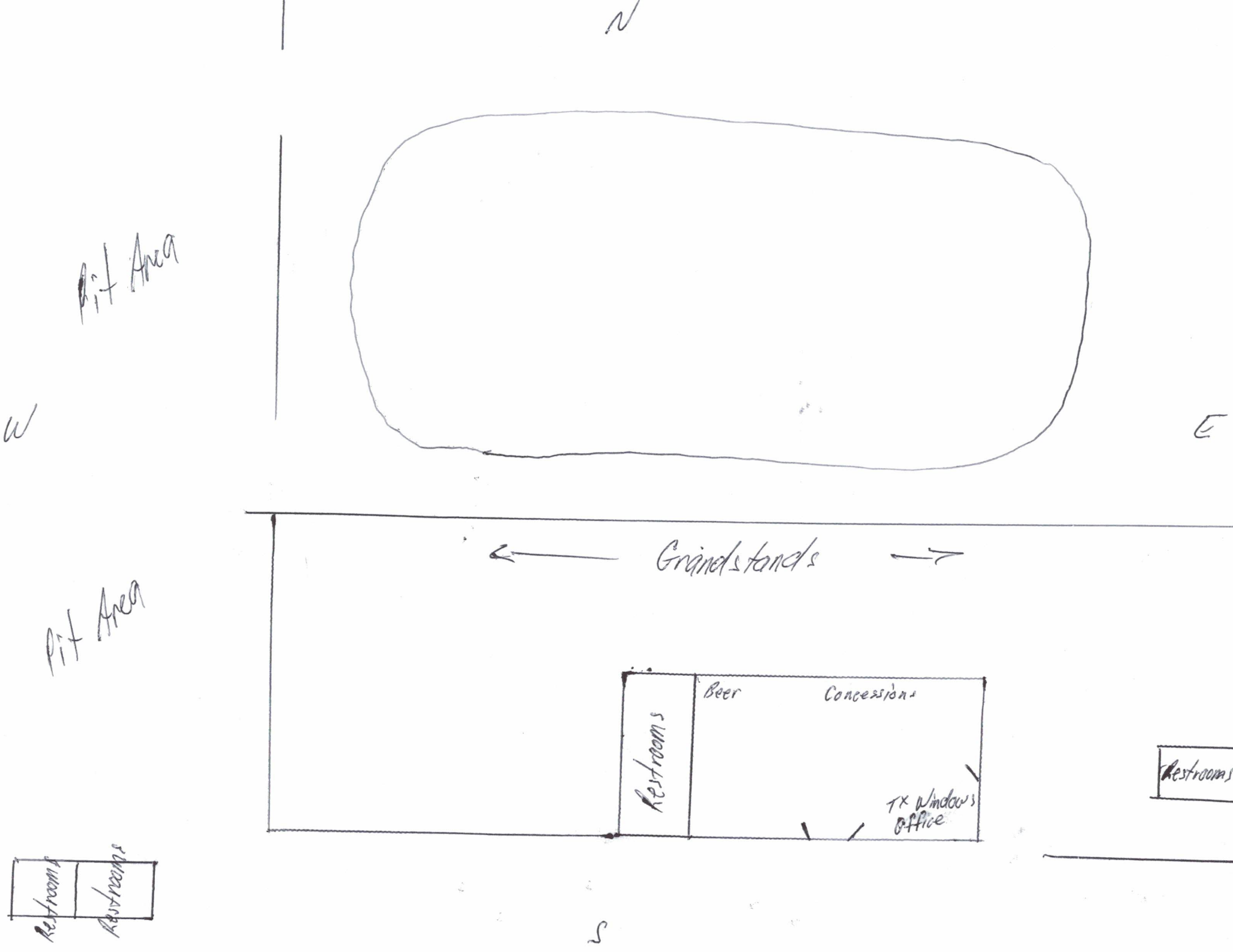
N
Pit Area
W
E
Grandstands
Pit Area
Restrooms
Beer
Concessions
TX Windows
Office
Restrooms
Restrooms
Restrooms
S

LEASE AGREEMENT
RACE TRACK

THIS LEASE AGREEMENT, executed in duplicate, made and entered into this ____ day of January, 2017, by and between the Central Iowa Fair, 1308 E. Olive Street, Marshalltown, Iowa, 50158, an Iowa Non-Profit Corporation, as Landlord, and Kruse Motor Sports, Inc., 1428 Garst Avenue, Boone, Iowa 50036, an Iowa Corporation, as Tenant, WITNESSETH THAT:

1. The Landlord, in consideration of the rents herein reserved, and of the agreements and conditions herein contained, on the part of the Tenant, to be kept and performed, leases unto the Tenant, and Tenant hereby rents and leases from Landlord, the race track, grandstand, pit area, concession area, restroom area, VIP area, adequate parking facilities, (behind grandstands and the west lot along 12th Avenue, except during fair week when other suitable parking may be provided) and other necessary facilities for the purpose of automobile racing, during the racing season, located on the grounds of Central Iowa Fair at 1308 East Olive Street, Marshalltown, Iowa, with the improvements thereon and all rights, easements, and appurtenances thereto belonging, for a term beginning on January 1, 2017, and ending on September 31, 2026, upon the condition that the Tenant pays rent therefor, and otherwise performs as in this Lease Agreement provided.

2. Tenant agrees to pay to Landlord as rental for said term, a fee of Twenty-Nine Thousand Dollars ($29,000.00) per year with payments being made as follows: April 30th, Eight Thousand Three Hundred Thirty-Three Dollars and Thirty-Three Cents ($8,333.33); June 15th, Eight Thousand Three Hundred Thirty-Three Dollars and Thirty-Three Cents ($8,333.33) and July 30th, Eight Thousand Three Hundred Thirty-Three Dollars and Thirty-Four Cents ($8,333.34) .

3. Tenant shall be entitled to possession of the race track facilities on October 1, 2005 and shall yield possession of the facilities to Landlord at the time and date of the close of this Lease term. The Tenant shall have exclusive rights to the track facilities on Thursday and Fridays during the term of this Lease for purposes of conducting auto racing programs on Friday evenings, except the Thursday night of fair week, when the fair board shall have the use of the grandstand in connection with the Central Iowa Fair program. Tenant shall only run IMCA sanctioned events and shall have exclusive rights to all stockcar race events on the Central Iowa Fair's track during the term of this Lease. The Landlord reserves the right to hold other events in the race track area with grandstand, which do not interfere with Tenant's race program or the condition of the track. No race events may be held on any day besides Friday without prior approval of the Landlord.

4. Tenant covenants and agrees during the term of this lease to use and occupy the Leased premises only for the purpose of conducting automobile races and serving concessions in conjunction with said race programs.

5. Landlord covenants that it is in possession of said premises and has control of said premises under the Iowa Code and that the Tenant, on paying the rent herein reserved and performing all the agreements by the Tenant as provided in this Lease, shall and may peacefully

have, hold and enjoy the demised premises for the term of this Lease free from eviction or disturbance by the Landlord or any other persons or legal entities whatsoever.

6. Tenant takes said premises in its present condition. The Tenant, after taking possession of said premises, and until termination of this Lease and the actual removal from the premises at its own expense, must care for and maintain said premises in a reasonably safe and serviceable condition except for structural parts of the buildings. Tenant shall be responsible for mowing inside the race track and pit area. Tenant shall not permit or allow said premises to be damaged or depreciated in value by any act or negligence of the Tenant, its agents, employees or spectators. The Tenant shall make no unlawful use of said premises and agrees to comply with all valid regulations of city ordinances, the laws of the State of Iowa, and the federal government, but this provision shall not be construed as creating any duty by the Tenant to members of the general public.

7. The Tenant will not allow trash, of any kind, including used oil and tires, during Tenant's use of the premises, to accumulate on the premises and will remove the same from the premises at its own expense. Tenant shall have the premises cleaned up within forty-eight hours after the conclusion of each racing event.

8. Tenant shall be responsible within five years of the start of this lease, to complete all necessary improvements to bleachers pursuant to the bid received in December of 2015, lighting in the pit area and repair or replacement of VIP Booth. All improvements shall be approved by the landlord prior to the commencement of said improvements.

9. Tenant shall be responsible for all repairs and damage caused, during Tenant's use of the premises, by the racing of vehicles, or other participants, employees, agents or spectators during the term of this lease.

10. No improvements shall be made to the premises by Tenant without the prior written approval of the Landlord. All improvements placed on the property shall become the property of the Landlord at the conclusion of the lease.

11. Tenant shall pay all expenses in connection with the operation of said races including but not limited to personnel, purse, and advertising expenses, as well as all expenses connected with the operation of the concession stand.

12. Tenant shall provide all necessary equipment to prepare the racing surface and operate concession stand. Landlord shall provide winter storage for equipment in exchange for tenant allowing periodic use of equipment for grounds maintenance.

13. Tenant shall maintain exclusive rights to the concession stand during the term of this Lease. Landlord will cooperate with Tenant in obtaining and maintaining a valid liquor license in Tenant's name. Tenant shall operate the concession stand at the request of Landlord, provided reasonable notice is given, during events sponsored by Landlord.

14. Tenant agrees that no one shall be permitted to enter the pit area without receiving a pit pass and without signing the insurance "sign-up" sheet. Minors must also provide Tenant with a valid waiver of liability, executed by the appropriate parents or guardians, for the benefit of the Central Iowa Fair. Nothing in this provision shall in any way alter, modify or restrict Tenant's obligation to hold harmless the Central Iowa Fair, its members or employees, and the County of Marshall for any and all liability for injuries received by persons in the pit area or spectator area, by participants in the events, or by employees and agents of Tenant. No alcoholic beverages shall be sold to drivers or their pit crew by Tenant before completion of the final race of the evening.

15. Tenant, during the term of this lease, must pay before delinquent all charges for use of water on the premises. All electrical usage is included in the yearly rental, provided that the electrical usage of the track does not increase by more than 10%.

16. Tenant agrees that upon the expiration of the original term of this lease, the lease will terminate unless Tenant exercises its option to renew for a five (5) year period. Tenant may renew this lease for an additional five (5) years by giving Landlord a written notice of intent to renew prior to the first race date of the 2025 race season. The renewal will be on the same terms and conditions as the original lease, except that rent and insurance may be renegotiated to reflect the current value of the property and liability consensus. Tenant agrees that upon the termination of this lease, it will surrender, yield up and deliver the leased premises in a condition satisfactory to Landlord.

17. Tenant shall not assign this Lease or sublet the premises or any part thereof, without the Landlord's written permission.

18. The Landlord and the Tenant will each keep its respective property interest in the premises and its liability in regard thereto, and the personal property of the premises, reasonably insured against all hazards and casualties: that is, fire and those items usually covered by extended coverage; and Tenant will procure and deliver to the Landlord a certificate from the respective insurance company to that effect. Such insurance shall be payable to the parties hereto as their interest may appear, except that the Tenant's share of such insurance proceeds are hereby assigned and made payable to Landlord to secure rent or other obligations then due and owing by Tenant.

19. Should the whole or any part of the premises be condemned or taken for any public or quasi-public purpose, each party shall be entitled to retain, as its own property, any award payable to it. Or in the event that a single entire award is made on account of the condemnation, each party will then be entitled to take such proportion of said award as may be fair and reasonable.

20. Each of the following shall constitute an event of default by Tenant:
    a. Failure to pay rent when due.
    b. Failure to observe or perform any duties, obligations, agreements or conditions imposed on Tenant pursuant to terms of the lease.
    c. Abandonment of the premises, "Abandonment" means the Tenant has failed

to engage in its usual and customary business activities on the premises for more than thirty (30) consecutive days, during the racing season.

d. Institution of voluntary bankruptcy proceedings in which the Court orders relief against the Tenant as a debtor; assignment for the benefit of creditors of the interest of Tenant under this lease agreement; appointment of a receiver for the property or affairs of Tenant, where the receivership is not vacated within ten (10) days after the appointment of the receiver.

Landlord shall give Tenant a written notice specifying the default and giving the Tenant thirty (30) days in which to correct the default, except for non payment of a monetary obligation of Tenant, including rent, for which a ten (10) day written notice shall be given. If there is a default (other than for nonpayment of a monetary obligation of Tenant, including rent) that cannot be remedied in thirty (30) days by diligent efforts of the Tenant, Tenant shall propose an additional period of time in which to remedy the default. Consent to additional time shall not be unreasonably withheld by the Landlord. Landlord shall not be required to give Tenant any more than three notices for the same default within any 365 day period.

In the event Tenant has not remedied a default in a timely manner following a Notice of Default, Landlord may proceed with all available remedies at law or in equity, including but not limited to the following:

a. **Termination**. Landlord may declare this lease to be terminated and shall give Tenant a written notice of such termination. In the event of termination of this lease, Landlord shall be entitled to prove claim for and obtain judgment against Tenant for the balance of the rent agreed to be paid for the term herein provided, plus all expenses of Landlord in regaining possession of the premises and the reletting thereof, including attorney's fees and court costs, crediting against such claim, however, any amount obtained by reason of such reletting.

b. **Forfeiture.** If a default is not remedied in a timely manner, Landlord may then declare this lease to be forfeited and shall give the Tenant a written notice of such forfeiture, and may, at the time, give Tenant the notice to quit provided for in Chapter 648 of the Code of Iowa.

21. Except as to any negligence of the Landlord, arising out of roof and structural parts of the buildings or improvements, Tenant will protect, defend, indemnify and hold harmless the Landlord, its assigns, directors, employees and Marshall County from and against any and all loss, costs, damage and expenses occasioned by or arising out of, any accident or other occurrence causing or inflicting injury and/or damage to any person or property, happening or done, in, upon or about the leased premises, during Tenant's use of the premises, or due directly or indirectly to the tenancy, use or occupancy thereof, or any part thereof by the Tenant or any person claiming through or under the Tenant.

22. The Tenant agrees that it will, at its own expense, procure and maintain casualty and

liability insurance with a responsible company or companies authorized to do business in the State of Iowa, in amounts not less than Two Million ($2,000,000.00) for any one person injured, and Two Million ($2,000,000.00) for any one accident and with the limits of Five Hundred Thousand Dollars ($500,000.00) for property damage, protecting the Landlord against such claims, damages, costs or expenses on account of injury to any person or persons or to any property belonging to any person or persons, by reason of such casualty, acts or other happening on or about the demised premises during the Tenant's use thereof. Tenant also agrees to carry racing participant accident insurance consistent with those of other IMCA events in the state of Iowa. Certificates or copies of said policies naming the Landlord and Marshall County, and providing for fifteen days notice to the Landlord before cancellation shall be delivered to the Landlord within twenty days prior to the beginning of each race season. All injuries or claims are to be reported to Landlord within a seventy-two (72) hour period. The insurance amount of two million ($2,000,000.00) may be adjusted up or down during the term of this agreement, with the approval of both parties or as may be recommended by the Iowa Insurance Services Officer. Landlord shall require all Tenants using the race track area, to obtain casualty and liability insurance.

23. In the event of a partial destruction or damage of the leased premises, which is a business interference, that is, which prevents the conducting of a normal business operation and for which damages are reasonably repairable within sixty days after its occurrence, this Lease shall not terminate, but the rent for the leased premises shall abate during the time of such business interference. In the event of partial destruction, the Landlord shall repair such damage within sixty days of its occurrence, unless prevented from doing so by acts of God, the elements, government regulations, city ordinances, labor, material or transportation shortages, or other causes beyond Landlord's reasonable control.

24. Neither the Tenant nor anyone claiming by, through or under the Tenant shall have the right to file or place any Mechanic's Lien, or other lien, of any kind or character whatsoever upon said premises, upon any building or improvement thereon, or upon the leasehold interest of the Tenant herein, and notice is hereby given, that no contractor, sub-contractor or anyone else who may furnish any material, service or labor for any building, improvement, alteration, repair or any part thereof shall at any time be or become entitled to a lien thereon and that for the further security of the Landlord, the Tenant covenants and agrees to give actual notice of this provision in advance to any and all contractors and sub-contractors who may furnish or agree to furnish any such material, services or labor.

25. None of the covenants, provisions, terms or conditions of this Lease to be kept or performed by the Landlord or Tenant shall be in any manner modified, waived or abandoned, except by a written instrument duly signed by the parties and delivered to the Landlord and Tenant. Any written modification must be approved by the Central Iowa Fair Board. This Lease contains the whole agreement of the parties.

26. The Tenant may establish and administer a 50/50 drawing at each race event, with profits being deposited with landlord into a separate bank account for maintenance improvement projects at the facilities. Any and all permits needed to conduct said drawing will be obtained by Landlord under Landlord's name. All proceeds will be used by the tenant on the maintenance of the facilities.

27. Tenant shall be responsible to provide, at Tenant's cost, security, a certified ambulance crew and a fire crew at each race event.

28. To the best of Landlord's knowledge to date:

a. Neither Landlord nor Landlord's former or present tenants are subject to any investigation concerning the premises by any governmental authority under any applicable federal, state, or local codes, rules and regulations pertaining to air and water quality, the handling, transportation, storage, treatment, usage, or disposal of toxic or hazardous substances, air emissions, other environmental matters, and all zoning and other land use matters.

b. Any handling, transportation, storage, treatment, or use of toxic or hazardous substances that has occurred on the premises has been in compliance with all applicable federal, state and local codes, rules and regulations.

c. No leak, spill release, discharge, emission or disposal of toxic or hazardous substances has occurred on the premises.

d. The soil, groundwater, and soil vapor on or under the premises is free of toxic or hazardous substances.

e. Landlord shall assume liability and shall indemnify and hold Tenant harmless against all liability or expense arising from any condition which existed, whether known or unknown, at the time of execution of the lease which condition is not a result of actions of the Tenant or which condition arises after date of execution but which is not a result of actions of the Tenant.

Tenant expressly represents and agrees:

a. During the lease term, Tenant's use of the property will not include the use of any hazardous substance without Tenant first obtaining the written consent of Landlord, except for gas, oil and other materials normally associated with the conduct of racing. Tenant understands and agrees that Landlord's consent is at Landlord's sole option and complete discretion and that such consent may be withheld or may be granted with any conditions or requirements that Landlord deems appropriate.

b. During the lease term, Tenant shall be fully liable for all costs and expenses related to the use, storage, removal and disposal of hazardous substances used or kept on the property by Tenant, and Tenant shall give immediate notice to Landlord of any violation or any potential violation of any environmental regulation, rule, statute or ordinance relating to the use, storage or disposal of any hazardous substance.

c. Tenant, at its sole cost and expense, agrees to remediate, correct or remove from the premises any contamination of the property caused by any hazardous substances which have been used or permitted by Tenant on the premises during any term of this lease. Remediation, correction or removal shall be in a safe and reasonable manner, and in conformance with all applicable laws, rules and regulations. Tenant reserves all rights allowed by law to seek indemnity or contribution from any person, other than Landlord, who is or may be liable for any such cost and expense.

d. Tenant agrees to indemnify and hold Landlord harmless from and against all claims, causes of action, damages, loss, costs, expense, penalties, fines, lawsuits, liabilities, attorney fees, engineering and consulting fees, arising out of or in any manner connected with hazardous substances, which are caused or created by Tenant on or after the date of this lease and during any term of this lease, including, but not limited to, injury or death to persons or damage to property, and including any diminution of the value of any leased premises which may result from the foregoing. This indemnity shall survive the cessation, termination, abandonment or expiration of this lease.

29. The provisions of this lease are severable. If any paragraph, section, sentence or class of this agreement, except the provisions requiring Tenant to pay rent, for any reason, is held to be unenforceable, the remaining portions of this lease shall remain in effect. In the event that any provision relating to the payment of rent by the Tenant is unenforceable, then this entire agreement shall be null and void.

30. The various rights, powers, options, elections and remedies of either party, provided in this lease shall be construed as cumulative and no one of them as exclusive of the others, or exclusive of any rights, remedies or priorities allowed either party by law, and shall in no way affect or impair the right of either party to pursue any other equitable or legal remedy to which either party may be entitled as long as any default remains in any way unremedied, unsatisfied or undischarged.

31. Notices as provided for in this lease shall be given to the respective parties hereto at the respective addresses designated on page one of this lease unless either party notifies the other, in writing, of a different address. Without prejudice to any other method of notifying a party in writing or making a demand or other communication, such message shall be considered given under the terms of this lease when sent, addressed as above designated, postage prepaid, by certified mail deposited in a United States mail box.

32. Words and phrases herein, including acknowledgment hereof, shall be construed as in the singular or plural number, and as masculine, feminine or neuter gender according to the context.

IN WITNESS WHEREOF, the parties hereto have duly executed this Lease Agreement in duplicate this day and year first above written.

CENTRAL IOWA FAIR

BY: _____

KRUSE MOTOR SPORTS, INC.

BY: _____

Iowa Department of REVENUE

Iowa Retail Permit Application for Cigarette/Tobacco/Nicotine/Vapor

https://tax.iowa.gov

Instructions on the reverse side

For period (MM/DD/YYYY) 02 / 01 / 2018 through June 30, 2018

I/we apply for a retail permit to sell cigarettes, tobacco, alternative nicotine, or vapor products:

Business Information:

Trade Name/DBA Shag T-shirts & more LLC

Physical Location Address 2500 S. Center St Spc 1450 City Marshalltown ZIP 50158

Mailing Address 2500 S. Center St. Spc 1450 City Marshalltown State IA ZIP 50158

Business Phone Number 641-753-1230

Legal Ownership Information:

Type of Ownership: Sole Proprietor ☐ Partnership ☐ Corporation ☐ LLC ☒ LLP ☐

Name of sole proprietor, partnership, corporation, LLC, or LLP Shag T-shirts & more LLC

Mailing Address 1111 E. Army Post Rd #436 City Des Moines State IA ZIP 50315

Phone Number 515-287-9050 Fax Number 515-285-9247 Email robert@shopshag.com

Retail Information:

Types of Sales: Over-the-counter ☒ Vending machine ☐

Do you make delivery sales of alternative nicotine or vapor products? (See Instructions) Yes ☐ No ☒

Types of Products Sold: (Check all that apply)
Cigarettes ☐ Tobacco ☒ Alternative Nicotine Products ☒ Vapor Products ☒

Type of Establishment: (Select the option that best describes the establishment)

Alternative nicotine/vapor store ☐ Bar ☐ Convenience store/gas station ☐ Drug store ☐
Grocery store ☐ Hotel/motel ☐ Liquor store ☐ Restaurant ☐ Tobacco store ☐
Has vending machine that assembles cigarettes ☐ Other ☒ Retail gift shop

If application is approved and permit granted, I/we do hereby bind ourselves to a faithful observance of the laws governing the sale of cigarettes, tobacco, alternative nicotine, and vapor products.

Signature of Owner(s), Partner(s), or Corporate Official(s)

Name (please print) Diane Pummill

Signature Diane Pummill

Date 1-25-2018

Name (please print) _____

Signature _____

Date _____

Send this completed application and the applicable fee to your local jurisdiction. If you have any questions contact your city clerk (within city limits) or your county auditor (outside city limits).

FOR CITY CLERK/COUNTY AUDITOR ONLY – MUST BE COMPLETE

- Fill in the amount paid for the permit: _____
- Fill in the date the permit was approved by the council or board: _____
- Fill in the permit number issued by the city/county: _____
- Fill in the name of the city or county issuing the permit: _____
- New ☐ Renewal ☐

Send completed/approved application to Iowa Alcoholic Beverages Division within 30 days of issuance. Make sure the information on the application is complete and accurate. A copy of the permit does not need to be sent; only the application is required. It is preferred that applications are sent via email, as this allows for a receipt confirmation to be sent to the local authority.

- Email: iapledge@iowaabd.com
- Fax: 515-281-7375

the City of Marshalltown

POLICE DEPARTMENT

Joel Greer, Mayor
Jessica Kinser, City Administrator
Michael W. Tupper, Chief of Police
22 North Center Street
Marshalltown, IA 50158-4911
Tel - (641) 754-5725
Fax - (641) 752-1211

TO: Mayor Joel Greer
Members of the City Council
Jessica Kinser, City Administrator

FROM: Michael W. Tupper
Chief of Police

DATE: 6 February 2018

RE: 2018-2019 Governor's Traffic Safety Bureau State and Community Highway Safety Grant

Policy Issue: City policy requires governing body approval of agreements and state or federal grant applications or awards.

Recommendation: Staff recommends Council approve the attached FFY 19 Governor's Traffic Safety Bureau (GTSB) State and Community Highway Safety Grant application and authorize the Chief of Police to sign and submit all necessary application documents to secure this funding.

Background: The police department has historically received GTSB funding to assist the department in purchasing traffic safety and enforcement equipment and to help offset overtime expenses during traffic enforcement operations. The police department is applying for FFY 19 GTSB Section 402 funds to assist the department in purchasing one, in-vehicle camera system ($4500.00 grant eligibility) and one in-vehicle moving radar system ($1500.00 grant eligibility). The police department is also requesting $6000.00 in grant funding to offset overtime expenses in support of traffic safety and enforcement operations and traffic safety and education events. The department has requested $1000.00 in grant funding to offset overtime expenses for traffic safety and public education events. Lastly, the department has requested $1000.00 in grant funding to cover related training and travel expenses to allow department personnel to attend a specialized training conference related to impaired driving.

Total grant funding requested from GTSB is $14,000.00.

Budget Impact: If awarded, the City of Marshalltown will receive $14,000 in funding for the aforementioned purposes. There are no match requirements.

Attachment: FFY 19 Governor's Traffic Safety Bureau Section 402 State and Community Highway Safety Grant application.

Marshalltown
All-America City
2012

CITY COUNCIL
Sue Cahill, Mike Gowdy, Al Hoop,
Leon Lamer, Bill Martin, Bethany Wirin

2018-___

RESOLUTION AUTHORIZING THE CITY OF MARSHALLTOWN TO SUBMIT A GRANT APPLICATION TO THE STATE OF IOWA, GOVERNOR'S TRAFFIC SAFETY BUREAU, STATE AND COMMUNITY HIGHWAY SAFETY GRANT APPLICATION, CONTRACT PERIOD OCTOBER 1, 2018 – SEPTEMBER 30, 2019

WHEREAS the City of Marshalltown (hereinafter referred to as the "City"), State of Iowa, is a political subdivision organized and existing under the laws of the State of Iowa and the Constitution of the State of Iowa (the "State"); and

WHEREAS the STATE OF IOWA, GOVERNOR'S TRAFFIC SAFETY BUREAU, STATE AND COMMUNITY HIGHWAY SAFETY, is accepting grant applications for the contract period of October 1, 2018 – September 30, 2019; and

WHEREAS the City intends on applying for this grant; and

WHEREAS the Council has found it to be in the best interests of the City of Marshalltown, Iowa, as there is no financial commitment made by the application for grant funds and that grant applications should be made.

NOW, THEREFORE, BE IT RESOLVED BY THE CITY COUNCIL OF THE CITY OF MARSHALLTOWN, IOWA, AS FOLLOWS:

Section 1. The City of Marshalltown, Iowa authorizes and directs City staff to apply for grant funding for State and Community Highway Safety activities.

Section 2. The Appropriate Department Director or designated staff are authorized and directed to sign on behalf of the City of Marshalltown this application and other necessary documents to effectuate this Resolution.

Section 3. The City of Marshalltown, if awarded the grant, accepts the grant from the State of Iowa.

Passed this 12th day of February, 2018, and signed this _____ day of February, 2018.

CITY OF MARSHALLTOWN, IOWA

_____

Joel T.S. Greer, Mayor

ATTEST:

_____

Shari L. Coughenour, CMC, City Clerk

Terry E. Branstad
Governor
Kim Reynolds
Lt. Governor

Department of Public Safety

Roxann Ryan
Commissioner

January 19, 2018

Chief Michael Tupper
Marshalltown Police Dept
22 N Center St
Marshalltown, IA 50158

RE: FFY 2019 Traffic Safety Program Applications

Dear Chief Tupper:

As you know, your current contract with the Governor's Traffic Safety Bureau expires September 30, 2018. Your agency is eligible for a new highway safety project which would begin October 1, 2018. You qualify for either a Section 402 grant or a Section 405d (Impaired Driving) grant.

Enclosed are guidelines for the Section 402 highway safety program, as well as the Section 405d Impaired Driving program. Section 405d proposals must address an impaired driving traffic problem. You can complete an application for funding online at www.iowagrants.gov. Completed applications must be received in our office before March 1st to be considered for funding that will begin October 1, 2018. Agencies must first register with the on-line system and then complete an application. If your agency needs to register, it could take more than one day, so do not delay. The applications will not be available after February 28th. Registration and application instructions are enclosed.

Please note that any Iowa law enforcement agency that does not apply for a 402 or a 405d grant, will later receive notice of our special Traffic Enforcement Program (sTEP) grant. sTEP grants are limited to $4,300 and overtime can only be used during designated sTEP waves.

If you have any questions on the grants, please contact your Program Administrator. If you have questions about the iowagrants.gov system, you may contact me at 515-725-6126.

Sincerely,

Crystal Young, Grants Administrator
Iowa Governor's Traffic Safety Bureau

Enclosure

cc: Patrick Hoye
Todd Olmstead
file

GUIDELINES FOR SECTION 402 FUNDING PROPOSALS

Governor's Traffic Safety Bureau - Iowa Department of Public Safety

January 2018

The Iowa Governor's Traffic Safety Bureau (GTSB) administers the federally funded Section 402 Highway Safety Program authorized on December 4, 2015, when President Obama signed into law P.L. 114-94, the Fixing America's Surface Transportation (FAST) Act. The FAST Act authorizes the federal surface transportation programs for highways, highway safety and transit. Federal highway safety programs are administered by the National Highway Traffic Safety Administration, an agency of the U.S. Department of Transportation established in 1966 to combat the growing number of traffic related deaths and injuries.

The federal 402 Program is designed to help states, counties and communities initiate programs to address traffic safety problems. Applicants are encouraged to "leverage" funds requested from the GTSB with staff, financial or other resources they can contribute to the proposed project. Traffic safety issues that qualify for 402 funding are: alcohol, occupant protection, police traffic services, speed, emergency medical services, traffic records, roadway safety (engineering), motorcycles and pedestrian/bicycle safety. Project proposals may include activities in any or all of these areas. Section 402 programs are funded through a one-year contract between the GTSB and the requesting agency. Funds are only provided via reimbursements. Agencies must first pay all program costs and then submit claims for reimbursement. Claims are usually done monthly. Upon receipt of a properly completed reimbursement claim, the GTSB should be able to provide reimbursement within 90 days.

To qualify for Section 402 funding, agencies must be in a county designated as one of Iowa's Top 22 Problem Counties and have a city population of 5,000 or greater. These are determined each year by an in-depth analysis of Iowa's traffic safety crashes, fatalities, injuries, VMT and OWI data. Please contact the Bureau to ensure your agency qualifies for Section 402 funding before submitting an application.

The agency head or suitable authority must sign the funding proposal. Proposals must be received by the GTSB before March 1st for consideration in the program year beginning the following October 1st.

These instructions provide potential contractors with the appropriate information to complete a Section 402 funding application for submission to the Governor's Traffic Safety Bureau.

PROBLEM STATEMENT

The problem statement should briefly describe the highway safety problem(s) you plan to address. Remember the nine highway safety emphasis areas noted above are the primary focus of the 402 Program. If possible, include traffic data such as citations, crashes or seat belt usage rates.

GOAL OBJECTIVES/PERFORMANCE MEASURES

Note your goal objective(s). The best objectives answer the question: What results will be attained and how will they be measured (numerically measurable outcomes are desirable). Objectives should be specific, measurable, action-orientated and reasonable.

ACTIVITIES

Program activities should provide the methods by which you propose to achieve your objectives. What activities will you undertake to accomplish your goals? Activities might include directed overtime enforcement, educational presentations, training or workshop sessions or public information endeavors. Be as specific as possible so it is clear how they will impact your identified highway safety problem(s).

AGENCY'S CURRENT RESOURCES

If your agency is asking for overtime in your application, you need to note the number of sworn officers in your department and the average overtime rate of pay.

If you are asking for equipment in your application, you must complete the last page of the application which is the Equipment Information Form.

REQUESTED PROGRAM ELEMENTS/BUDGET

This section tells us exactly what your agency is requesting to carry out the activities proposed in your application. These elements, if approved, will make up your contract budget. While a proposed budget for a program is an estimate, the figures should be as specific as possible. Estimated project costs are categorized in these four cost categories:

1. Personal Services – Overtime, salaries and training-related travel expenses.
2. Commodities - Costs of educational materials acquired and consumed specifically for the purpose of the program. Telephone, printing, postage, child safety seats, office supplies, computers and printers are examples of commodities.
3. Equipment - Cost of equipment provided for the contractor. Preliminary breath testers (PBTs), radar or lidar units and speed trailers are examples of equipment.
4. Contractual Services - Services for individual consultants or consulting firms engaged in performing special studies and gathering data pertaining to the program or project.

COMMITMENT STATEMENTS

If approved, your agency will commit to at least the first two statements in this section of the application. **Statement 1** is a commitment to conduct the program activities and provide the required reports in a timely manner as well as an annual report at the end of the program year. **Statement 2** is a commitment to submit claims for reimbursement on forms provided by the GTSB with an authorized original signature within 90 days of the claimed expenses being paid. **Statements 3-6** apply only to law enforcement agencies committing to conduct directed traffic enforcement, public education and safety belt surveys. **Statements 7 and 8** relate to obtaining prior approval for traffic safety messages to be printed on educational materials and for any out-of-state travel taken in support of the program. **Statement 9** is a commitment to provide an HSP-3 form and a digital photo of any equipment purchased under the program.

SIGNATURE(S)

The agency head or other suitable authority (Director, Chief, Sheriff,) must sign the completed funding proposal. Police departments must also obtain the signature of the mayor to demonstrate the community's support for the program.

Examples of Items Commonly Funded under the Section 402 Program

1. Overtime for educational presentations
2. Overtime for enforcement or dispatch services
3. Training-related travel
4. Educational materials (brochures, posters or other printed items with traffic safety information)
5. In-car video cameras
6. Radars, Lidars and TruCam (hand-held laser radar/video camera)
7. PBTs
8. Speed trailers (partial funding)
9. Fatal Vision Goggles

Examples of Items NOT Funded under the Section 402 Program

1. Research
2. Office furniture
3. Alcoholic beverages
4. Signs or roadway hardware
5. Benefits for working overtime
6. Vehicles (cars, motorcycles, boats)
7. Salary for existing personnel (considered supplanting)
8. Entertainment or refreshment (coffee, donuts) expenses
9. Any equipment ordered prior to the effective date of the contract
10. Any equipment received after the expiration date of the contract
11. Equipment to replace GTSB-funded equipment less than five years old

For Further Information/Assistance,
please contact the Governor's Traffic Safety Bureau at
515-725-6126

Applications must be submitted On-line via www.iowagrants.gov
By Midnight, February 28th.

Iowa Governor's Traffic Safety Bureau
215 East 7th Street, 3rd Floor
Des Moines, IA 50319-0248

GUIDELINES FOR SECTION 405d FUNDING PROPOSALS

Governor's Traffic Safety Bureau - Iowa Department of Public Safety

January 2018

The Iowa Governor's Traffic Safety Bureau (GTSB) administers the federally funded Section 402 Highway Safety Program authorized on December 4, 2015, when President Obama signed into law P.L. 114-94, the Fixing America's Surface Transportation (FAST) Act. The FAST Act authorizes the federal surface transportation programs for highways, highway safety and transit. Federal highway safety programs are administered by the National Highway Traffic Safety Administration, an agency of the U.S. Department of Transportation established in 1966 to combat the growing number of traffic related deaths and injuries. The Federal 405d Program is designed to help states, counties and communities initiate programs to combat the problem of impaired driving. Impaired driving and non-use of restraints are the leading causes of death and injury in traffic crashes in both Iowa and the Nation.

While 405d monies focus on impaired driving, other traffic safety activities, such as enforcement of seat belt, speed and stop violations are included. Applicants are encouraged to "leverage" funds from the GTSB with staff, financial or other resources they can contribute to a proposed project. Section 405d is a one-year program with a new application required annually. Proposals must be submitted by February 28 for consideration for a program that will begin the following October 1st.

To qualify for Section 405d funding, agencies must be in one of Iowa's designated Top 40 Problem Counties determined annually by an in-depth traffic data analysis of alcohol-related crashes, fatalities and injuries and OWI revocations. Agencies in counties ranked 1-22 are eligible regardless of population. Agencies in counties ranked 23-40 must be in cities with a population of 5,000 or more unless their jurisdiction is countywide.

Section 405d programs may include elements such as directed overtime enforcement, educational presentations, equipment, training and/or public information campaigns. Enforcement agencies requesting overtime are required to direct that overtime enforcement to high-risk times (typically evening) and at high-risk locations for impaired driving crashes and to participate in two multi-agency enforcement efforts during the program. With a focus on impaired driving prevention, agencies are also required to conduct public awareness through media releases, news articles and/or educational presentations.

AGENCY'S CURRENT RESOURCES

If your agency is asking for overtime for traffic enforcement, you must provide the number of sworn officers in your department and the average overtime rate of pay. If your agency is asking for any equipment, you must complete the Equipment Information Section of the application.

REQUESTED PROGRAM ELEMENTS/BUDGET

This section tells us exactly what your agency is requesting to carry out your proposed program. These elements, if approved, will make up your contract budget. While an estimate, be as specific as possible. Estimated project costs are categorized as follows:

1. Personal Services - Overtime and training-related travel expenses.
2. Commodities - Educational materials acquired and consumed specifically for the program. They must include impaired driving prevention information pre-approved by the Bureau.

3. Equipment - Cost of equipment provided for the grantee. Preliminary breath testers (PBTs) and in-car video cameras are examples of equipment.

COMMITMENT STATEMENTS

If approved, your agency will commit to *at least* the first statement in this section of the application and then to all other statements that apply. **Statement 1** is a commitment to conduct the program activities and provide the required reports in a timely manner as well as an annual report at the end of the program year. **Statements 2-4** apply only to law enforcement agencies committing to traffic enforcement, public education and conducting safety belt surveys. **Statements 5 and 6** relate to obtaining prior approvals for impaired driving prevention information to be printed on educational materials and for any out-of-state travel taken in support of the program. **Statement 7** is a commitment to provide an HSP-3 form and a digital photo of any equipment purchased.

SIGNATURE

The agency head or other person with signatory authority must sign the completed application.

Examples of Items Commonly Funded under the Section 405d Program

1. Overtime for educational presentations on impaired driving
2. Overtime for enforcement or dispatch services
3. Training-related travel
4. Educational materials with impaired driving prevention information
5. In-car video cameras
6. PBTs
7. Fatal Vision Goggles

Examples of Items NOT Funded under the Section 405d Program

1. Research
2. Radar or lidar units
3. Office furniture
4. Bicycle helmets
5. Child safety seats
6. Alcoholic beverages
7. Signs or roadway hardware
8. Overtime for seat belt surveys
9. Vehicles (cars, motorcycles, boats)
10. Salary for existing personnel (considered supplanting)
11. Entertainment or refreshment (coffee, donuts) expenses
12. Any equipment ordered prior to the effective date of the contract
13. Any equipment received after the expiration date of the contract.
14. Equipment to replace a GTSB-funded piece of equipment less than 5 years old.

For Further Information/Assistance, Contact the Governor's Traffic Safety Bureau at 515-725-6126

Applications must be submitted On-line via
www.iowagrants.gov by Midnight, February 28th

Iowa Governor's Traffic Safety Bureau
215 East 7th Street, 3rd Floor
Des Moines, IA 50319-0248

Section 402 Online Application Instructions

After completing the Registration Process for both the State of Iowa A&A System and the IowaGrants.gov System, you're ready to apply for the Grant.

1. Go to www.iowagrants.gov
2. Scroll down and on the right side of the page, Click on **Returning Users Login Here.**
3. Enter the **Account ID** and **Password** given to you.
4. At the Main Menu, click **Funding Opportunities**.
5. Click **2018 GTSB Section 402 State and Community Highway Safety Grant**.
6. ***BEFORE*** starting an application scroll down and **read Guidelines For Section 402 Funding**.
7. Go back near the top and Click **Start New Application**.
8. Your name should appear in Registered Applicant. For Project Title enter **Agency Name 2018 402** (Anytown Police Department 2018 402). Your agency's name should already be in Organization. At the top right of the screen, click **Save**.
9. On the next screen, Click **Go To Application Forms** - right side of the screen.
10. Click **Cover Sheet**. Enter your information under Authorized Official. Complete all other *required fields (marked with an asterisk). If you have a Fiscal Officer who processes claims, please enter their information. If you don't know your agency's congressional district click below the field to determine the area you are in. Once done, go back to the top of the page and click **Save**. Then click **Mark as Complete**.
11. Next, click **Contract Information** – This information populates your contract. **Do not use ALL CAPS or all lower case**. Complete all fields, go back to the top right hand side of the screen and click **Save**. **Mark as Complete**.
12. Click **Agency Information** – *for enforcement agencies* Complete. **Save** and **Mark as Complete**.
13. Click **Agency Commitment** – All agencies must commit to Item 1. Items 3-6 are law enforcement only. Items 7-9 are required only if requesting funding for items noted. Complete. **Save** and **Mark as Complete**.
14. Click **Project Description** – Briefly describe traffic safety problems to be addressed, goal objectives, and proposed activities your agency plans to conduct. **Save** and **Mark as Complete**.
15. Click **Personnel** *if enforcement agency requesting overtime* Complete. **Save / Mark as Complete**.
16. Click **Equipment List** - if requesting (*must Click **Edit** first*) Answer questions & Click **Save**. If the equipment requested will replace GTSB-funded equipment, BEFORE clicking **Mark As Complete**, go to the mid page & Click **Add** (right side). Enter the type of equipment & date of purchase. Click **Save**. To enter additional equipment, click **Add**. When complete, Click **Save**.
17. Click **402 Budget** – Complete. **Save** and **Mark as Complete**.
18. Next, click **Minority Impact Statement** (state required) - Complete **Save** & **Mark as Complete**.

After saving, review information entered. **If needed**, Click **Edit** to make necessary changes. SAVE.
This applies to all sections. You can edit any section until you actually submit.

19. Select preview to verify information entered. Select **Print** for a copy of your application. Select go to application forms. Click **Submit**. You must then type your name and verify you understand the application and are approved to apply. Go to the top and Click **Submit** again. You will receive an "Application Submitted Confirmation" when completed.

For questions or assistance with your application, contact Crystal Young at 515-725-6126
For ID or Password problems, contact ITE.Servicedesk@iowa.gov or 1-800-532-1174.

Section 405d Online Application Instructions

After completing the Registration Process for both the State of Iowa A&A System and the IowaGrants.gov System, you're ready to apply for the Grant.

1. Go to www.iowagrants.gov
2. Scroll down and on the right side of the page, Click on **Returning Users Login Here** or **New Users Register Here**
3. Enter the **Account ID** and **Password** given to you.
4. At the Main Menu, click **Funding Opportunities**.
5. Click **2018 GTSB Section 405d Impaired Driving Grant**.
6. ***BEFORE*** starting an application scroll down and **read Guidelines For Section 405d Funding**.
7. Go back near the top and Click **Start New Application** or select **Copy Existing Application**.
8. Your name should appear in Registered Applicant. For Project Title enter **Agency Name 2017 405d** (Anytown Police Department 2017 405d). Your agency's name should already be in Organization. At the top right of the screen, click **Save**.
9. On the next screen, Click **Go To Application Forms** - right side of the screen.
10. Click **Cover Sheet**. Enter your information under Authorized Official. Complete all other *required fields (marked with an asterisk). If you have a Fiscal Officer who processes claims, please enter their information. If you don't know your agency's congressional district click below the field to determine the area you are in. Once done, go back to the top of the page and click **Save**. Then click **Mark as Complete**.
11. Next, click **Minority Impact Statement** (state required) - Complete **Save** & **Mark as Complete**.

After saving, review information entered. **If needed**, Click **Edit** to make necessary changes. SAVE. **This applies to all sections. You can edit any section until you actually submit.**

12. Next, click **Contract Information** – This information populates your contract. **Do not use ALL CAPS or all lower case**. Complete all fields, go back to the top right hand side of the screen and click **Save**. **Mark as Complete**.
13. Click **Agency Information** – *for enforcement agencies* Complete. **Save** and **Mark as Complete**.
14. Click **Agency Commitment** – All agencies must commit to Item 1. Items 2-4 are law enforcement only. Items 5-7 are required only if requesting funding for items noted. Complete. **Save** and **Mark as Complete**.
15. Click **Project Description** – Briefly describe the activities your agency plans to conduct (impaired driving enforcement, educational presentations, etc.). **Save** and **Mark as Complete**.
16. Click **Personnel** *if enforcement agency requesting overtime* Complete. **Save / Mark as Complete**.
17. Click **Equipment** - if requesting (*must Click **Edit** first*) Answer questions & Click **Save**. If the equipment requested will replace GTSB-funded equipment, BEFORE clicking **Mark As Complete**, go to the mid page & Click **Add** (right side). Enter the type of equipment & date of purchase. Click **Save**. To enter additional equipment, click **Add**. When complete, Click **Save**.
18. Click **Program Elements (Budget)** – Complete. **Save** and **Mark as Complete**.
19. Select preview to verify information entered. Select **Print** for a copy of your application. Select go to application forms. Click **Submit**. You must then type your name and verify you understand the application and are approved to apply. Go to the top and Click **Submit** again. You will receive an "Application Submitted Confirmation" when completed.

For questions or assistance with your application, contact Crystal Young at 515-725-6126
For ID or Password problems, contact ITE.Servicedesk@iowa.gov or 1-800-532-1174.

Registering with the State of Iowa A & A System (Authorization & Authenticity)
&
Registering with the www.iowagrants.gov System

Phase 1

1. Log on to **www.iowagrants.gov**
2. Scroll down and **Click** on **New Users Register Here** (bottom right side of screen).
3. Type in your First Name and Last Name and then Click **Register**. On the next screen, type in your Email Address and then type it again to confirm it. Now, Click "**Save Account Details**."
   You're done with Phase 1
   (Note the Account ID the system assigned you *(typically your firstname.lastname@iowaid)*.

Phase 2

4. An e-mail will be sent to the address you provided containing your Account ID and Instructions to Complete your Registration.
5. Click on the link provided in the e-mail. It will take you to a page to create your Identity Baseline by answering 3 questions *(2 the system generates and 1 you'll create)*.
6. On the next screen, you will Create your Password. **You're done with Phase 2**

Phase 3

7. Go back to www.iowagrants.gov. Scroll down to **Returning Users Login Here** and sign into the system using your Account ID and Password. *(Your Account ID not case sensitive; but your Password is case sensitive.)*
8. Follow the on-line directions to complete your Registration in the IowaGrants System.

   *Select **Governor's Traffic Safety Bureau** as the **"Department of Interest."**

Registration Approval

After you have registered, you will receive a second e-mail that you've been approved.

Keep your Account ID and Password to manage your grant.

The GTSB is unable to assist with Account ID or Password issues

For Registration Problems:

Contact: Deb Scrowther: 515-281-7076 or debra.scrowther@iowa.gov

You will need to provide:

1) First and Last Name
2) User ID in IowaGrants.gov
3) Email address (*your association in A&A - crucial information*)
4) First Time User *or* Returning User
5) Phone #

IowaGrants.gov

Application

245063 - 2019 GTSB Section 402 State and Community Highway Safety Grant

246900 - Marshalltown Police Department 2019 402

Governor's Traffic Safety Bureau

Status: Editing

Submitted Date:

Applicant Information

Project Officer

AnA User Id RICHARD.BELLILE@IOWAID

First Name* Richard (First Name) Alan (Middle Name) Bellile (Last Name)

Title:

Email:* rbellile@ci.marshalltown.ia.us

Address:* 22 north center street

1502 Fairway Drive

City* Marshalltown (City) Iowa (State/Province) 50158 (Postal Code/Zip)

Phone:* 641-754-5703 (Phone) Ext.

Program Area of Interest* Governor's Traffic Safety Bureau

Fax: 641-752-1211

Organization Information

Organization Name:* Marshalltown Police Department

Organization Type:* City Government

DUNS: 07-585-2293

Organization Website:

Address: 22 N. Center St.

Marshalltown (City) Iowa (State/Province) 50158 (Postal Code/Zip)

Phone: 641-754-5725 Ext.

Fax:

Contract Information 402

Head of Agency

Type name exactly as it will appear in your contract. Do Not use All Caps nor All Lower Case.

Department Head First Name* Michael
The individual with authority to sign the contract i.e. Chief, Sheriff, Director

Type name exactly as it will appear in your contract. Do Not use All Caps nor All Lower Case.

Department Head Last Name* Tupper

Please enter the title of your agency head. Example: Director, Chief, Ms. Mr.

Department Head Title* Chief

Project Administrator (Contact Person)

The Contact Person responsible for project activities.

Project Administrator First Name* Richard
This individual can also sign claims and correspondence.

Project Administrator Last Name* Bellile
This individual can also sign claims and correspondence.

Please enter the title of your Project Administrator. Example: Officer, Clerk, Ms. Mr.

Project Administrator Title*	Lieutenant

Example: Anytown Police Department (Type exactly as agency should appear in your contract NOT ALL CAPS nor all lower case)

Agency Name*	Marshalltown Police Department
Agency Mailing Address*	22 north center street
Agency City*	Marshalltown
Agency State*	Iowa
Agency Zip Code+4*	50158 Zip code+4
Agency Phone Number*	641-754-5725
Agency Fax Number*	641-752-1211
Project Administrator's E-mail Address*	rbellile@ci.marshalltown.ia.us Throughout the program year, information will be sent to this address.

Payment Information

Issue Payment To: (City/County/Sheriff's Office) *	City of Marshalltown This information will be used to provide reimbursement payments to your agency.
Payment Mailing Address*	24 North Center Street
Payment City*	Marshalltown
Payment State*	Iowa
Payment Zip Code*	50158
Finance Person	Tonya Klosterman Provide a contact for financial matters
Finance Phone #	641-754-5760 Optional
Finance E-mail	tklosterman@ci.marshalltown.ia.us Optional

Agency Information

Required Information if Equipment is Requested

Number of Marked Vehicles in Department's Fleet	13
Number of Unmarked Vehicles in Department's Fleet	6
Number of Working Radars Owned by Department	13
Number of Working PBTs Owned by Department	14
Number of Working Lidars Owned by Department	2
Number of Working In-Car Cameras Owned by Department	13

Agency Commitment 402

Commitment Statements

1) Conduct program activities within the time frame of the contract and submit a timely monthly or quarterly report and a final accumulative report on program activities, successes and/or failures;

Conduct program activities:* Yes

2) Submit claims for reimbursement on GTSB provided forms with proper original signature within 90 days of expenses being paid.

Submit claims: Yes

For Law Enforcement Agencies ONLY

3) Conduct traffic enforcement directed at alcohol/drug-related, occupant protection, speed, stop sign/stop light and other moving violations:

Conduct traffic enforcement: Yes

4) Conduct at least two special traffic enforcement projects such as saturation patrols or checkpoints with at least one project conducted during nighttime hours:

Conduct special projects: Yes

5) Conduct at least twelve public information/education activities;

Conduct public activities: Yes

6) Conduct and publicize results of 2 observational occupant protection surveys in March and August;

Conduct 2 surveys: Yes

Required if these Items are Selected

7) If funding is received for educational materials, traffic safety educational information must be pre-approved.

Funding received for education:

8) If funding is received for program-related travel, a travel request will be submitted 8 weeks prior to out-of-state travel and a post-travel report submitted within 2 weeks of return.

Funding received for travel:

9) If funding is received for equipment, it will be purchased to support the program and an HSP-3 form and a digital photograph of the equipment serial number will be submitted. If the equipment cost is $5,000 or more (regardless of the reimbursement amount) special prior approval from NHTSA must be received.

Funding received for equipment: Yes

Signature

Name of Agency Head:* Chief Michael Tupper

Project Description 402

Provide responses to the following (REQUIRED):

Problem Statement:*

1) Briefly describe traffic safety problem(s) to be addressed. Include pertinent traffic data.

Traffic safety and enforcement remain a work in progress tear in and year out here in Marshalltown, as it is everywhere. We look for and enforce all traffic violations and put extra officers out during special events and holidays to keep people safe. Our main focus with our GTSB enforcement continues to be speeders, seat belt violations, and impaired driving. Our hope is with the added overtime enforcement is to change driver behavior and make the roads and intersections safer. With education (media releases) and enforcement (more officers for enforcement), we hope to reduce the number of accidents that occur, promote traffic safety, and educate the public on good driving behavior. We will focus on problem areas and be more proactive with nighttime enforcement.

Can Copy Text Into Area - 2000 character limit - About 1/2 typed page

Goal Objectives/Performance Measures:*

2) What results do you hope to attain and how they will be measured.

The MPD goal and objective is always to change driver behavior for the good and make the roads safer for everyone. Increasing seat belt usage day and night is high on the list. This will help reduce serious injury and death in accidents. By putting extra officers on the street using GTSB funds, we hope to get the motoring public to slow down, wear their seatbelts, and not drive impaired. Surveys will be done for seat belt usage, as well as heightened enforcement during the day and nighttime in problem areas. We hope with education and added enforcement, this will result in drivers obeying the traffic laws and making the streets and highways safer.

Can Copy Text Into Area - 2000 character limit - About 1/2 typed page

Proposed Activities:*

3) Describe the methods by which you propose to achieve your objectives. (OT Enforcement, Educational presentations, Outreach, etc.)

Our plan for our GTSB traffic grant is to have public information and educational activities to include radio and newspaper releases. Overtime enforcement will include working daytime and nighttime events and projects, including joint ventures with other agencies. All activities and events will be recorded and reported to GTSB according to the grant.

Can Copy Text Into Area - 2000 character limit - About 1/2 typed page

Personnel

Enter the Number of full-time officers* - REQUIRED FOR OT FUNDING	43
Average rate of overtime pay	$45.00
Optional	
Number of paid part-time or reserve officers	5
Average rate of pay	$0.00

Equipment

Is the Requested Equipment to Replace GTSB-Funded Equipment*	No If yes to this question, please list the equipment and it's date of purchase in the field that will be presented after you click save.

Equipment List

Equipment	Date Purchased

Equipment Upgrade

Is the Equipment Requested	Yes

an Upgrade of Existing Equipment*	
If Yes, Give Reasons Why the Upgrade is Needed	Two cameras are old (nearly 5 years old), and outdated, hard to get parts for anymore. Radar unit on our traffic unit is old and not working half the time. This needs replaced. Example: Upgrading from analog to digital.

Objective/Performance Measures

Personnel:	
# of OT hours for traffic enforcement	133
# of OT hours for educational presentations	22
Program training-related travel	
Commodities	
Explain educational materials being requested (brochures, coloring books, posters etc. must include impaired driving prevention information pre-approved by GTSB)	
Equipment	
Number of radar(s) being requested (if any)	1 $ amount of radar(s) $1,000/moving $1,500
Number of lidar(s) being requested (if any)	0 $ amount of lidar(s) - (laser radar) $3,000 each
Equipment	
Number of PBTs being requested (if any)	0 $ amount of PBT(s) MAX each $450
Number of fatal vision goggles (if any)	0 One set of Fatal Vision Goggles MAX $850
Number of speed trailer(s) being requested (if any)	0 $ amount of speed trailer(s) $4,500 partial pay
Number of in-car video camera(s) being requested (if any)	1 $ amount of video camera(s) MAX each $4,500
Please list other items being requested (if any)	

Project Budget

Requested Program Elements	Highway Safety Funds	Federal Awarded Amount
Personal Services		
OT Enforcement Hours	$6,000.00	$6,000.00
OT Educational Presentations	$1,000.00	$1,000.00
Program training-related travel	$1,000.00	$1,000.00
Commodities		
Educational materials	$0.00	$0.00
Equipment		

Radar handheld $1,000/moving $1,500	$1,500.00	$1,500.00
Lidar - laser radar $3,000 each	$0.00	$0.00
Equipment		
PBT(s) requested (Max. $450 each)	$0.00	$0.00
Speed trailer $4,500 partial pay	$0.00	$0.00
TruCam laser/video cam $4,500	$0.00	$0.00
Video Cameras requested (Max. $4,500 each)	$4,500.00	$4,500.00
Other items requested	$0.00	$0.00

Minority Impact Statement

Question # 1

1. The proposed grant programs or policies could have a disproportionate or unique POSITIVE IMPACT on minority persons. *	No
If YES, describe the positive impact expected from this project	
Indicate the group(s) positively impacted.	

Question # 2

2. The proposed grant project programs or policies could have a disproportionate or unique NEGATIVE IMPACT on minority persons. *	No
If YES, describe the negative impact expected from this project.	
If YES, present the rationale for the existence of the proposed program or policy.	
If YES, provide evidence of consultation with representatives of the minority groups impacted.	
Indicate the group(s) negatively impacted.	

Question # 3

3. The proposed grant project programs or policies are NOT EXPECTED TO HAVE A DISPROPORTIONATE OR UNIQUE IMPACT on minority persons. *	Yes
If YES, present the rationale for determining no impact.	Officers with the Marshalltown Police Department are responsible to educate drivers and keep roadways safe. Law enforcement efforts are directed at traffic safety which includes all motorists in our area regardless of race, creed, etc, with the intent to maintain safety and order.

Certification

I hereby certify that the information on this form is complete and accurate, to the best of my knowledge.*	Yes

Name of Person Submitting Certification. *	Lt. Rick Bellile
Title of Person Submitting Certification*	Lieutenant

Minority Impact Statement

Comments

Comments

Limited to 2000 characters or approximately 1/2 typed page

For the 2018-2019 GTSB Grant, I am requesting $6,0000 for overtime enforcement. This will go toward officers working traffic projects, the scheduled waves, and joint agency events. The educational overtime money, $1000 will go toward officers doing car safety seat events. We have three car seat technicians that in 2017, inspected 147 car seats at 3 public events and throughout the year. This money will support that program. We have 2 outdated in-car cameras in our marked units, and I would like to replace at least one of these at the end of the year. We also need to replace one moving radar unit out of our unmarked traffic unit as the one that is in use has been fixed and sent in for repairs one too many times. Amount requested for equipment is $6,000. I am also requesting the maximum of $1,000 for program training-related travel expenses. This money would assist in expenses to send our department's DRE Instructor to DRE Conference and 2-3 officers to the state GTSB conference (registration fees). The total amount requested is $14,000.00. These funds will assist us in traffic enforcement, education, and officer training.

Lt. Rick Bellile

RESOLUTION APPROVING CONTRACT CHANGE ORDER FOR THE POLICE & FIRE HEADQUARTERS PROJECT # BLD17001 BP#2-1 SITE DEMOLITION FOR CON-STRUCT, INC
AN INCREASE OF $3,675.25

WHEREAS the City of Marshalltown, Iowa, has heretofore entered into a contract with Con-Struct, Inc for the labor and material for the POLICE & FIRE HEADQUARTERS Project #BLD17001; and

WHEREAS an increase is requested for additional items to complete the project.

NOW, THEREFORE, BE IT RESOLVED BY THE COUNCIL OF THE CITY OF MARSHALLTOWN, IOWA:

Section1. That the contract Change Order for the Police & Fire Headquarters Project, in the increased amount of $636,545.25 is hereby accepted and approved.

Passed this 12th day of February 2018, and signed this _____ day of_____, 2018.

CITY OF MARSHALLTOWN, IOWA

_____
Joel Greer, Mayor

ATTEST:

_____
Shari L. Coughenour, CMC, City Clerk

RESOLUTION APPROVING CONTRACT CHANGE ORDER FOR THE POLICE & FIRE HEADQUARTERS PROJECT # BLD17001 BP#3-1 CONCRETE FOUNDATIONS FOR CALIBER CONCRETE
AN INCREASE OF $21,770.30

WHEREAS the City of Marshalltown, Iowa, has heretofore entered into a contract with Caliber Concrete for the labor and material for the POLICE & FIRE HEADQUARTERS Project #BLD17001; and

WHEREAS an increase is requested for additional items to complete the project.

NOW, THEREFORE, BE IT RESOLVED BY THE COUNCIL OF THE CITY OF MARSHALLTOWN, IOWA:

Section1. That the contract Change Order for the Police & Fire Headquarters Project, in the increased amount of $1,208,770.39 is hereby accepted and approved.

Passed this 12th day of February 2018, and signed this _____ day of_____, 2018.

CITY OF MARSHALLTOWN, IOWA

_____
Joel Greer, Mayor

ATTEST:

_____
Shari L. Coughenour, CMC, City Clerk

RESOLUTION APPROVING CONTRACT CHANGE ORDER FOR THE POLICE & FIRE HEADQUARTERS PROJECT # BLD17001 BP#9-2 FLOOR COVERINGS FOR ALLIED CONSTRUCTION SERVICES, INC.
AN INCREASE OF $2,304.00

WHEREAS the City of Marshalltown, Iowa, has heretofore entered into a contract with Allied Construction Services, Inc. for the labor and material for the POLICE & FIRE HEADQUARTERS Project #BLD17001; and

WHEREAS an increase is requested for additional items to complete the project.

NOW, THEREFORE, BE IT RESOLVED BY THE COUNCIL OF THE CITY OF MARSHALLTOWN, IOWA:

Section1. That the contract Change Order for the Police & Fire Headquarters Project, in the increased amount of $229,804.00 is hereby accepted and approved.

Passed this 12th day of February 2018, and signed this _____ day of_____, 2018.

CITY OF MARSHALLTOWN, IOWA

_____
Joel Greer, Mayor

ATTEST:

_____
Shari L. Coughenour, CMC, City Clerk

RESOLUTION APPROVING CONTRACT CHANGE ORDER FOR THE POLICE & FIRE HEADQUARTERS PROJECT # BLD17001 BP#5-1 STEEL FOR CENTRAL WESTERN FABRICATORS
AN INCREASE OF $2,181.97

WHEREAS the City of Marshalltown, Iowa, has heretofore entered into a contract with Central Iowa Fabricators for the labor and material for the POLICE & FIRE HEADQUARTERS Project #BLD17001; and

WHEREAS an increase is requested for additional items to complete the project.

NOW, THEREFORE, BE IT RESOLVED BY THE COUNCIL OF THE CITY OF MARSHALLTOWN, IOWA:

Section1. That the contract Change Order for the Police & Fire Headquarters Project, in the increased amount of $797,681.97 is hereby accepted and approved.

Passed this 12th day of February 2018, and signed this _____ day of_____, 2018.

CITY OF MARSHALLTOWN, IOWA

_____
Joel Greer, Mayor

ATTEST:

_____
Shari L. Coughenour, CMC, City Clerk

RESOLUTION APPROVING CONTRACT CHANGE ORDER FOR THE POLICE & FIRE HEADQUARTERS PROJECT # BLD17001 BP#6-1 GENERAL SUPPLIES FOR GARLING CONSTRUCTION
AN INCREASE OF $11,263.00

WHEREAS the City of Marshalltown, Iowa, has heretofore entered into a contract with Garling Construction for the labor and material for the POLICE & FIRE HEADQUARTERS Project #BLD17001; and

WHEREAS an increase is requested for additional items to complete the project.

NOW, THEREFORE, BE IT RESOLVED BY THE COUNCIL OF THE CITY OF MARSHALLTOWN, IOWA:

Section1. That the contract Change Order for the Police & Fire Headquarters Project, in the increased amount of $1,208,263.00 is hereby accepted and approved.

Passed this 12th day of February 2018, and signed this _____ day of_____, 2018.

CITY OF MARSHALLTOWN, IOWA

_____
Joel Greer, Mayor

ATTEST:

_____
Shari L. Coughenour, CMC, City Clerk

RESOLUTION APPROVING CONTRACT CHANGE ORDER FOR THE POLICE & FIRE HEADQUARTERS PROJECT # BLD17001 BP# 22-1 PLUMBING & MECHANICAL FOR TONY'S PLUMBING & HEATING LLC.
A DECREASE OF $4,964.00

WHEREAS the City of Marshalltown, Iowa, has heretofore entered into a contract with Tony's Plumbing & Heating LLC for the labor and material for the POLICE & FIRE HEADQUARTERS Project #BLD17001; and

WHEREAS a decrease is requested to complete the project.

NOW, THEREFORE, BE IT RESOLVED BY THE COUNCIL OF THE CITY OF MARSHALLTOWN, IOWA:

Section1. That the contract Change Order for the Police & Fire Headquarters Project, in the decreased amount of $1,806,797.00 is hereby accepted and approved.

Passed this 12th day of February 2018, and signed this _____ day of_____, 2018.

CITY OF MARSHALLTOWN, IOWA

_____
Joel Greer, Mayor

ATTEST:

_____
Shari L. Coughenour, CMC, City Clerk

February 2, 2018

Mr. Justin Nickel, P.E.
Public Works Director
City of Marshalltown
24 N. Center Street
Marshalltown, IA 50518

RE: Marshalltown Police & Fire Headquarters Project

Dear Justin,

Below is a Change Order Summary for the City Council to review.

Change Orders Required by Scope & Design Changes

Change Request #	Description	Dollar amount
CR-003R	Structural Design Modifications and Clarifications	$2,181.97
CR-004	Exterior Signage added to BP 06-1 Scope from the soft costs	$7,152.00
CR-006	Structural Design Revisions to Multi-Purpose Room	$25,445.64
CR-009	Lobby Toilet Room Floor Tile per Owner's request	$2,204.00
CR-010	Trap Primer & Venting Deduct due to Value Engineering	($4,964.00)
CR-014	Change Door & Stain type from White Birch Stained "Savannah" to Mahogany stained "Ravine" per Owner's request	$4,211.00

Story has reviewed the attached Change Request Summaries and recommends approval and incorporation into the appropriate Bid Packages.

Sincerely,

STORY CONSTRUCTION CO.

Mike Welter
Project Manager

MW:rl

enc: Change Request Summaries

STORY CONSTRUCTION

Change Request Summary

PROJECT: **Marshalltown Police & Fire Station Headquarters**
Marshalltown, IA

CHANGE REQUEST NO.: **CR-003R**

DATE: January 11, 2018

SUBJECT: PR #003R Structural Modifications

PROPOSED CHANGE DESCRIPTION

Corrado Construction - [Bid Package No. 4-1]
SHEET S2.3a, S2.7a

- Remove material and labor for L-2 at location shown on attached PR #003R. (To be replaced with L-5 by others)

Central Western Fabricators - [Bid Package No. 5-1]
SHEET S2.3a, S2.7a

- Add material and labor to provide and install new Lintel L-5 as called out on attached PR #003R.
- Add material and labor to provide and install new bearing plate for MC12x31.
- Add material and labor to provide and install revised bearing plates called out by note #13 on S2.2, S2.3, and S2.4.

Provide all work in accordance with Change Request No. CR-003 dated November 14, 2017, as prepared by Prochaska and Associates and Story Construction. In addition, reference the attached Proposal Request #001 with the following Supplemental Drawings.

- SHEET S2.3a
- SHEET S2.7a

SUMMARY OF COST BREAKDOWN:

BP#	Bid Package Name	Contractor	Amount
05-1	Steel	Central Western Fabricators	$2,181.97
Total			**$2,181.97**

Story Construction Co. Contractor	**Prochaska & Associates** Designer	**City of Marshalltown** Owner
[X] Recommend Acceptance	[X] Recommend Acceptance	[ ] Accepted
[ ] Do Not Recommend Acceptance	[ ] Do Not Recommend Acceptance	[ ] Not Accepted
[ ] Other	[ ] Other	[ ] Other
By: Mike Weeks	By: William R. Harry III	By:
Date: 2-1-18	Date: 2/2/18	Date:

cc: Field
File

CENTRAL WESTERN FABRICATORS, INC.-REQUEST FOR PROPOSAL

Marshalltown Police & Fire HQ
Marshalltown, IA

RFI 12
SENT 11/16/2017

Revise 16 Apparatus Bay Columns Size From W14x30 to W14x43

MATERIAL				
Deduction of Original			$	-
Addition of New		4160 lbs	$	1,498.00
SHOP LABOR				
Deduction of Original			$	-
Addition of New			$	-
SHOP/COORDINATION DRAWINGS			$	-
FREIGHT				
Deduction of Original			$	-
Addition of New			$	73.00
PAINT/GALVANIZING				
Deduction of Original			$	-
Addition of New			$	86.00
SUB TOTAL			$	1,657.00
PROFIT/ADMINISTRATION	15.00%		$	248.55
ERECTION (Outsource)				
Labor			$	-
Equipment			$	-
Sub Total			$	-
Profit/Administration	15.00%		$	-
Sub Total			$	-
CWF Mark-Up	5.00%		$	-
SUBTOTAL			$	1,905.55
TAX		0.00%	$	-
GRAND TOTAL-ADD (DEDUCT)			**$**	**1,905.55**

REMARKS:

_____

_____

_____

APPROVER INFORMATION:

COMPANY _____ DATE _____

NAME _____

(The work described above will not be performed until this form is signed and returned to CWF)

CENTRAL WESTERN FABRICATORS, INC.-REQUEST FOR PROPOSAL

Marshalltown Police & Fire HQ
Marshalltown, IA

CR **03**
SENT 12/5/2017

Add L-5 Lintel & Bearing PL MC12x31

MATERIAL				
Deduction of Original			$	-
Addition of New		135 lbs	$	63.00
SHOP LABOR				
Deduction of Original			$	-
Addition of New		4 hrs	$	100.00
SHOP/COORDINATION DRAWINGS		2 hrs	$	100.00
FREIGHT				
Deduction of Original			$	-
Addition of New			$	3.00
PAINT/GALVANIZING				
Deduction of Original			$	-
Addition of New			$	5.00
SUB TOTAL			$	271.00
PROFIT/ADMINISTRATION	0.00%		$	-
ERECTION (Outsource)				
Labor			$	-
Equipment			$	-
Sub Total			$	-
Profit/Administration	15.00%		$	-
Sub Total			$	-
CWF Mark-Up	5.00%		$	-
SUBTOTAL			$	271.00
BOND		2.00%	$	5.42
GRAND TOTAL-ADD (DEDUCT)			**$**	**276.42**

REMARKS:

_____

_____

_____

APPROVER INFORMATION:

COMPANY _____ DATE _____

NAME _____

(The work described above will not be performed until this form is signed and returned to CWF)

STORY CONSTRUCTION

Change Request Summary

PROJECT: **Marshalltown Police & Fire Station Headquarters**
Marshalltown, IA

CHANGE REQUEST NO.: **CR-004**

DATE: January 17, 2018

SUBJECT: Exterior Signage

PROPOSED CHANGE DESCRIPTION

1. BP 6-1: The exterior aluminum signage as shown on A2.1 was originally omitted from the bid package scopes of work. Below is the pricing to provide and install the "Marshalltown Police & Fire" aluminum signage on the front façade of the building.

SUMMARY OF COST BREAKDOWN:

BP#	Bid Package Name	Contractor	Amount
06-1	General	Garling Construction	$7,152.00
Total			**$7,152.00**

Story Construction Co. Contractor	**Prochaska & Associates** Designer	**City of Marshalltown** Owner
[X] Recommend Acceptance	[x] Recommend Acceptance	[ ] Accepted
[ ] Do Not Recommend Acceptance	[ ] Do Not Recommend Acceptance	[ ] Not Accepted
[ ] Other		
By: Mike Welter	By: William R. Harry III	By:
Date: 1-25-18	Date: 2/2/18	Date:

cc: Field
File

GARLING CONSTRUCTION INC
1120 11TH STREET

BELLE PLAINE, IA 52208
(319) 444-3409

Change Order

12/06/2017

Project: Marshalltown Police Department & Fire Station

To: Jace Christensen
Story Construction
2810 Wakefield Circle
Ames, IA 50010
(515) 232-4358

Contract : 5450
Change Order: 1
Owner/GC CP:
Reference: COR 001
Section:

RE: Add Exterior Building Letters

Requested By:

Respond By:

Scope of Work:
To add to our scope of work the aluminum exterior building letters for "MARSHALLTOWN" and the illuminated aluminum exterior building letters for "POLICE & FIRE":

ASI Signage Innovations	= $ 6,678.00
Garling OH & P for Subcontractor (5%)	= $ 333.90
Bond (2%)	= $ 140.24
Total (Actual)	= $ 7,152.14
Total (Rounded)	**= $ 7,152.00**

Signed:

Signed:

GARLING CONSTRUCTION INC

By:
Date:

By:
Date:

Quote No. IOWA 77393

September 12, 2017

Customer IA Contractor: RFP/Bid Recipient
Location Primary Location
Reference CONTRACT-Marshalltown Police Fire Station HQ

Bill to
IA Contractor: RFP/Bid Recipient
Accounts Payable
TBD
TBD, IA
US

Ship to
IA Contractor: RFP/Bid Recipient
TBD
TBD, IA
US

Valid Until	12/11/2017	**Revision Date**	09/12/2017	**Lead Time**	7 - 8 Weeks	**SR**	Tony Squire
F.O.B.	Destination	**Revision No**		**Ship Method**	Installed	**PM**	Jason Flathers
Terms	1/2 Deposit balance Net 30						
Estimator	Michele Jensen						

No.	Item	Description	Qty	UOM	Unit Price	Extension
1.		Bid from specifications 101423.13 - Signage, div. 00 & 01, applicable plan sheets and addendum 1-3.	1	Each	0.00	0.00
2.	Restroom/Stair ID Signs	ASI InTouch Photopolymer Series ADA Restroom/Stair ID 9"(h) x 6"(w) overall size, 3/4" radius corners Background color: (1) ASI Standard Copy color: (1) ASI Standard Mounting: VHB/Silicone (5) MEN (5) WOMEN (6) STAIRS (2) RESTROOM (2) MEN LOCKER ROOM (2) WOMEN LOCKER ROOM	22	Each	61.00	~~1,342.00~~
3.	Exterior Building Letters Cut Aluminum	ASI LPS Series Cut Aluminum Letters 12"(h) x 1/4"(thick) Font: Square 721 Bold Extended BT Painted Finish - color TBD Mounting: Stud MARSHALLTOWN	1	Lot	722.00	722.00

continued on next page

Quote No. IOWA 77393

September 12, 2017

Customer IA Contractor: RFP/Bid Recipient
Location Primary Location
Reference CONTRACT-Marshalltown Police Fire Station HQ

No.	Item	Description	Qty	UOM	Unit Price	Extension
4.	Exterior Building Letters Fabricated Aluminum - Illuminated	ASI LF Series Halo-Lit Fabricated Aluminum Letters LED Illumination 25"(h) x 3"(deep) Font: Square 721 Bold Extended BT Painted Finish - color TBD Mounting: Stud POLICE & FIRE Electrical connection to site by others.	1	Lot	4,489.00	4,489.00
5.	Installation (Boom Truck)	Standard Boom Truck Installation NOTE: Local Sign Permit Fees Not Included	1	Each	1,467.00	1,467.00
6.	Payment and Performance Bond OPTION	Contract surety bond which guarantees that a contractor or subcontractor will pay their subcontractors, material suppliers or laborers for the work and materials provided. Performance and payment bonds are usually issued for contractors on construction projects.	0	Each	120.30	0.00

Subtotal	~~8,020.00~~ 6678.00
* Tax Exempt # On File	0.00
Deposit Required	~~4,010.00~~
Total	~~8,020.00~~

Quote Valid Until: December 11, 2017

By signing below, I approve and authorize this quote and acknowledge that I have read and agree to the attached terms and conditions.

Submitted by _____ **Date** _____ **Approved by** _____ **Date** _____

Print Name _____

continued on next page

STORY CONSTRUCTION

Change Request Summary

PROJECT: **Marshalltown Police & Fire Station Headquarters**
Marshalltown, IA

CHANGE REQUEST NO.: **CR-006**

DATE: January 11, 2018

SUBJECT: PR #005 & PR #006 Lobby Footings Remove and Replace

PROPOSED CHANGE DESCRIPTION

Con-Struct - [Bid Package No. 2-1]
SHEETS S1.2b
1. Remove footings as required to accommodate new footings. Coordinate with Bid Package 3-1.

Caliber Concrete - [Bid Package No. 3-1]
SHEETS S1.2b
1. Provide and install new concrete footings, complete per attached PR #005 and PR #006. Include steel reinforcing, insulation, digging, backfill, and concrete. Install anchor bolts provided from Bid Package 05-1.

Central Western Fabricators - [Bid Package No. 5-1]
SHEETS S1.2b
1. Provide new anchor bolts as necessary. Coordinate with Bid Package 03-1 on inventory.

Provide all work in accordance with Change Request No. CR #006 dated December 6, 2017, as prepared by Prochaska and Associates and Story Construction. In addition, reference the attached Proposal Request #005 and #006 with the following Supplemental Drawings.

Revision on Sheet S1.2
Supplemental Drawing 15/S1.5a
Supplemental Drawing 16/S1.5a
Supplemental Drawing S1.2b

SUMMARY OF COST BREAKDOWN:

BP#	Bid Package Name	Contractor	Amount
02-1	Site Demolition, Earthwork & Utilities	Con-Struct	$3,675.25
03-1	Concrete Foundations & Flatwork	Caliber Concrete	$21,770.39
Total			**$25,445.64**

Story Construction Co. Contractor	**Prochaska & Associates** Designer	**City of Marshalltown** Owner
[X] Recommend Acceptance	[x] Recommend Acceptance	[ ] Accepted
[ ] Do Not Recommend Acceptance	[ ] Do Not Recommend Acceptance	[ ] Not Accepted
[ ] Other	[ ] Other	[ ] Other
By: Mike Wetts	By: William K. Hagy III	By:
Date: 1-11-18	Date: 1/23/18	Date:

Con-Struct, Inc.
1710 East Main Street
Marshalltown, IA 50158
641-752-1865

STORY CONSTRUCTION
2810 WAKEFIELD CIR
AMES, IA 50010

INVOICE ID: 104133
DRAW ID: 46259
DATE: December 9,2017
SALESPERSON:
CUSTOMER ID: 820300
PO #:

CONTRACT ID: 17-01-1179
Story Construction
LOCATION: Remove footings Marshalltown Fire/Police Station site

Material	2,639.25
Additional Material Charges & Deductions	0.00
Total Material	2,639.25
Equipment	920.00
Additional Equipment Charges & Deductions	0.00
Total Equipment	920.00
Other	116.00
Additional Other Charges & Deductions	0.00
Total Other	116.00
Invoice Sub-total	3,675.25
	0.00
Amount due this Invoice	$3,675.25

Accounts not paid within 30 days of the date of the invoice are subject to a 1 1/2% monthly finance charge.

INVOICE DATE	CUSTOMER	INVOICE
12-09-17	820300	104133

CON-STRUCT, INC.
1710 E MAIN ST.
MARSHALLTOWN, IA 50158
515-752-1865

STORY CONSTRUCTION
2810 WAKEFIELD CIR

AMES, IA 50010

17-01-1179
Story Construction
Remove footings Marshalltown
Fire/Police Station site

Section	Description	Quantity	Unit	Unit Price	Amount
12-07-17					
Material	Sawcut	1.00	Lm sm	2639.25	2,639.25
Equipment	495-Excavator	2.00	Hours	150.00	300.00
Equipment	CAT 930L	2.00	Hours	140.00	280.00
Other	Labor Only	2.00	Hours	58.00	116.00
12-08-17					
Equipment	170 Tandem Dump Truck	2.00	Hours	95.00	190.00
Equipment	495-Excavator	1.00	Hours	150.00	150.00

Subtotal	3,675.25
Add-on	.00
Tax	.00
Retainage	
Invoice amount	3,675.25

From: jasonmartin@caliber-concrete.com
Sent: Wednesday, January 10, 2018 10:53 AM
To: Ethan Dix
Cc: jasongettler@caliber-concrete.com; Mike Welter; Jace Christensen; Mike Noland
Subject: RE: Lobby foundation

It looks to me like we did all of the below.

	Labor	Material
Mobilization	$550	
Excavation	$1157.89	
Remove spoils	$275	$500
Rebar	$2887.50	$4200
Concrete	$1189.19	$4800
Infill	$2500	
Layout	$500	

Sub total		$18,559.58
Profit and overhead	15%	$ 2783.94
Bond		$ 426.87
TOTAL		$21770.39

-------- Original Message --------
Subject: RE: Lobby foundation
From: Ethan Dix <ethan.dix@storycon.com>
Date: Mon, December 11, 2017 7:16 am
To: "jasonmartin@caliber-concrete.com" <jasonmartin@caliber-concrete.com>
Cc: "jasongettler@caliber-concrete.com" <jasongettler@caliber-concrete.com>, Mike Welter <mwelter@storycon.com>, Jace Christensen <jace.christensen@storycon.com>, Mike Noland <mikenoland@caliber-concrete.com>

Jason,
Per our discussion, we will move forward with these numbers. We know what our risk is and if we need Infill, Ground Thaw, or Blankets these items are alternate items that would be included as needed.
Thank you for talking this through with me and have a good week.

Ethan Dix | Superintendent
Story Construction
515.291.5448 **cell** | ethan.dix@storycon.com

From: jasonmartin@caliber-concrete.com [mailto:jasonmartin@caliber-concrete.com]
Sent: Monday, December 11, 2017 5:41 AM
To: Ethan Dix
Cc: jasongettler@caliber-concrete.com; Mike Welter; Jace Christensen; Mike Noland
Subject: RE: Lobby foundation

STORY CONSTRUCTION

Change Request Summary

PROJECT: **Marshalltown Police & Fire Station Headquarters**
Marshalltown, IA

CHANGE REQUEST NO.: **CR-009**

DATE: February 1, 2018

SUBJECT: PR #009 – Toilet Room Floor Tile

PROPOSED CHANGE DESCRIPTION

Garling Construction - [Bid Package No. 6-1]
SHEETS A7.1b, A7.2b

1. Provide deduct pricing for removal of burnished concrete finish in Restrooms P158, P159, and P230.

Allied Construction - [Bid Package No. 9-2]
SHEETS A7.1b, A7.2b

1. Provide labor and material for new floor tile in Restrooms P158, P159, and P230. Include transition strips as necessary for complete installation similar to other locations.
2. Tile to be Alfalux Olimpia, 12"x24" and 12"x12", as specified and shown on A7.1b and A7.2b in PR #008 attached. Color to be selected later during submittal process.

Provide all work in accordance with Change Request No. CR #009 dated January 5, 2018, as prepared by Prochaska and Associates and Story Construction. In addition, reference the attached Proposal Request #009 with the following Supplemental Drawings.

- **Supplemental Drawing A7.1b, dated 12/13/17**
- **Supplemental Drawing A7.2b, dated 12/13/17**

SUMMARY OF COST BREAKDOWN:

BP#	Bid Package Name	Contractor	Amount
06-1	General	Garling Construction	$(100.00)
09-2	Floor Coverings	Allied Construction	$2,304.00
Total			**$2,204.00**

Story Construction Co. Contractor	**Prochaska & Associates** Designer	**City of Marshalltown** Owner
[ ] Recommend Acceptance	[X] Recommend Acceptance	[ ] Accepted
[ ] Do Not Recommend Acceptance	[ ] Do Not Recommend Acceptance	[ ] Not Accepted
[X] Other	[ ] Other	[ ] Other
By: Mike Wells	By: William R. Harey III	By:
Date: 2-1-18	Date: 2/2/18	Date:

cc: Field/File

CHANGE REQUEST

Story Construction
Construction Manager
2810 Wakefield Circle
Ames, Iowa 50010

PROJECT: **Marshalltown New Police and Fire Station Headquarters**
City of Marshalltown
Marshalltown, IA

CHANGE REQUEST NO.: CR #009
DATE: January 4, 2018
SUBJECT: PR #009 – Toilet Room Floor Tile

CONTRACTOR:

- ☐ Con-Struct - [Bid Package No. 2-1]
- ☐ Caliber Concrete - [Bid Package No. 2-2]
- ☐ Caliber Concrete - [Bid Package No. 3-1]
- ☐ Corrado Construction - [Bid Package No. 4-1]
- ☐ Central Western Fabricators - [Bid Package No. 5-1]
- ☒ Garling Construction - [Bid Package No. 6-1]
- ☐ Black Hawk Roof - [Bid Package No. 7-1]
- ☐ Forman Ford - [Bid Package No. 8-1]
- ☐ Hilsabeck Schacht - [Bid Package No. 9-1]
- ☒ Allied Construction - [Bid Package No. 9-2]
- ☐ Heartland Finishes - [Bid Package No. 9-3]
- ☐ Schumacher Elevator - [Bid Package No. 14-1]
- ☐ Black Hawk Automatic Sprinkler - [Bid Package No. 21-1]
- ☐ Tony's Plumbing & Heating - [Bid Package No. 22-1]
- ☐ DeVries Electric - [Bid Package No. 26-1]

PROPOSED CHANGE - Please review the following proposed change and determine the impact on your work. This Change Request is intended to provide clarification and revisions to the Bid Packages listed below, however if you feel the proposed changed and/or attachments also impact your contract and result in a change to your scope of work, you are instructed to prepare a cost impact proposal. Responses and proposals are to be **submitted by no later than 12:00 p.m. on *Thursday, January 18, 2018***, to Story Construction. ***Return to Story Construction Co., via uploading to Submittal Exchange in the Change Request Initial Log under your respective Bid Package Category***. Lack of response by this date will be considered no change in cost, and claims for additional cost or time for these changes will not be honored if submitted after this date.

Garling Construction - [Bid Package No. 6-1]

SHEETS A7.1b, A7.2b

1. Provide deduct pricing for removal of burnished concrete finish in Restrooms P158, P159, and P230.

Allied Construction - [Bid Package No. 9-2]

SHEETS A7.1b, A7.2b

1. Provide labor and material for new floor tile in Restrooms P158, P159, and P230. Include transition strips as necessary for complete installation similar to other locations.
2. Tile to be Alfalux Olimpia, 12"x24" and 12"x12", as specified and shown on A7.1b and A7.2b in PR #008 attached. Color to be selected later during submittal process.

Provide all work in accordance with Change Request No. CR #009 dated January 5, 2018, as prepared by Prochaska and Associates and Story Construction. In addition, reference the attached Proposal Request #009 with the following Supplemental Drawings.

- **Supplemental Drawing A7.1b, dated 12/13/17**
- **Supplemental Drawing A7.2b, dated 12/13/17**

CONTRACTOR PROPOSAL - Attach an itemized breakdown of costs (to include a breakdown of labor, including man-hours and rates, material, equipment, subcontractor, supplier, overhead and profit) as described in Section 00 72 13 GENERAL CONDITIONS – ARTICLE 8 and fill out the summary below. Include any comments or remarks and advise if proposed change affects contract time.

Self Performed Work

Labor *(attach itemized breakdown of hours, rates, etc. per the above paragraph & the project specification)*	$	
Material *(attach itemized breakdown of units, unit costs, etc. for each material per above paragraph & project specification)*	$	
Overhead and Profit - *(15% max.)*	$	
Subtotal	$	

Subcontractor Work

Labor *(attach itemized breakdown of hours, rates, etc. per the above paragraph & the project specification)*	$	(100.00)
Material *(attach itemized breakdown of units, unit costs, etc. for each material per above paragraph & project specification)*	$	(incl.)
Overhead and Profit - *(5% max.)*	$	0.00
Subtotal	$	
Bond	$	0.00
GRAND TOTAL	$	(100.00) (Deduct)

Company: Garling Construction Date: 01/22/2018

Signature: *Kendall Meyeraan* Name: Kendall Meyeraan

This is not a Change Order, a Construction Change Directive or a direction to proceed with the work described. An itemized proposal must be submitted to Story Construction Co. and approved by all parties before proceeding with the work described.

COPIES TO:
Justin Nickel, City of Marshalltown
Bill Huey, Prochaska and Associates
Curt Field, Prochaska and Associates
Mike Welter, Story Construction
Ethan Dix, Story Construction
Jace Christensen, Story Construction

PROPOSAL REQUEST

Planning • Architecture • Engineering • Interiors • Facility Management

PROJECT: Marshalltown Police & Fire Headquarters **PR:** 009

Project No.: 160308 **DATE ISSUED:** 12/13/17

DATE REQUIRED: 12/27/17

A. Proposed Change
The attached documentation / description is a "Proposed Change" to the contracted Work. The CM/Contractor herein provides detailed cost and time 'breakdowns', to support this **(ADD) (DEDUCT) (CLARIFICATION)**. The Project Team is hereby notified of this proposed change. Unless otherwise directed, the CM/Contractor shall not stop work in progress or execute the proposed change prior to formal written acceptance. All costs (including re-work) and Contract time impacts are included in this Proposal.

B. Estimated Change
In order to expedite the Work and avoid escalating costs and/or delays, which could increasingly affect Contract Sum or Contract Time, this request is based on the 'field' estimate stated or attached herein, to accomplish the following **(ADD) (DEDUCT) (CLARIFICATION)** to the Work.

Proposed Change(s) herein as follows **(ADD) (DEDUCT) (CLARIFICATION)** to the Work:

A. Provide a price to install Floor Tile in lieu of the scheduled Burnished Concrete in the Restrooms #P158, #P159 and #P230 in the Police Department. Floor finish design shall be as directed in the attached Supplemental Drawings #A7.1b and #A7.2b, in Alfalux Olimpia 12" x 24"and 12" x 12"(field cut as required). Tile color to be determined later from manufacturer's full range.

Upon approval/acceptance by the Owner, this PR is to be incorporated into a Change Order via AIA Document G701-2001, and once the CO is signed by the Owner then the CO is to be included into the CM's/Contractor's next Application and Certificate for Payment (AIA Document G702-2001).

CONTRACTORS RESPONSE ..... **From: Contractor** **To: A/E**

A. In accordance with this PR, this CM/Contractor **proposes** to make changes to the Work as follows:
As an **(addition) (deduction) (no change)** of $_____ to the Contract Sum.
As an **(increase) (decrease) (no change)** of _____ days to the Contract Time.

B. In accordance with this PR, this CM/Contractor **estimates** the changes to the Work as follows:
As an **(addition) (deduction) (no change)** of $ _____ to the Contract Sum.
As an **(increase) (decrease) (no change)** of _____ days to the Contract Time.

By: _____ Date: _____

A/E RECOMMENDATION ..... **From: A/E** **To: Owner**

We have reviewed the CM's/Contractor's **(proposal) (estimate)** for the change described above and recommend your **(approval) (disapproval)** of the Contract Sum, and **(approval) (disapproval)** of Contract Time.

By: _____ Date: _____

OWNER'S ACTION ..... **From: Owner** **To: A/E**

The CM/Contractor is **(authorized) (not authorized)** to proceed with the work and the contract adjustments are to be formalized in the next upcoming Change Order.

By: _____ Date: _____

PROCHASKA & ASSOCIATES

11317 Chicago Circle • Omaha, Nebraska 68154-2633

Telephone: (402) 334-0755 FAX: (402) 334-0868 E-Mail: mail@prochaska.us

ALFALUX "OLIMPIA" 12" X 24"
(COLOR TBD)
STACKED INSTALLTION
FIELD CUT AS REQUIRED
TYPICAL FOR P158 & P159

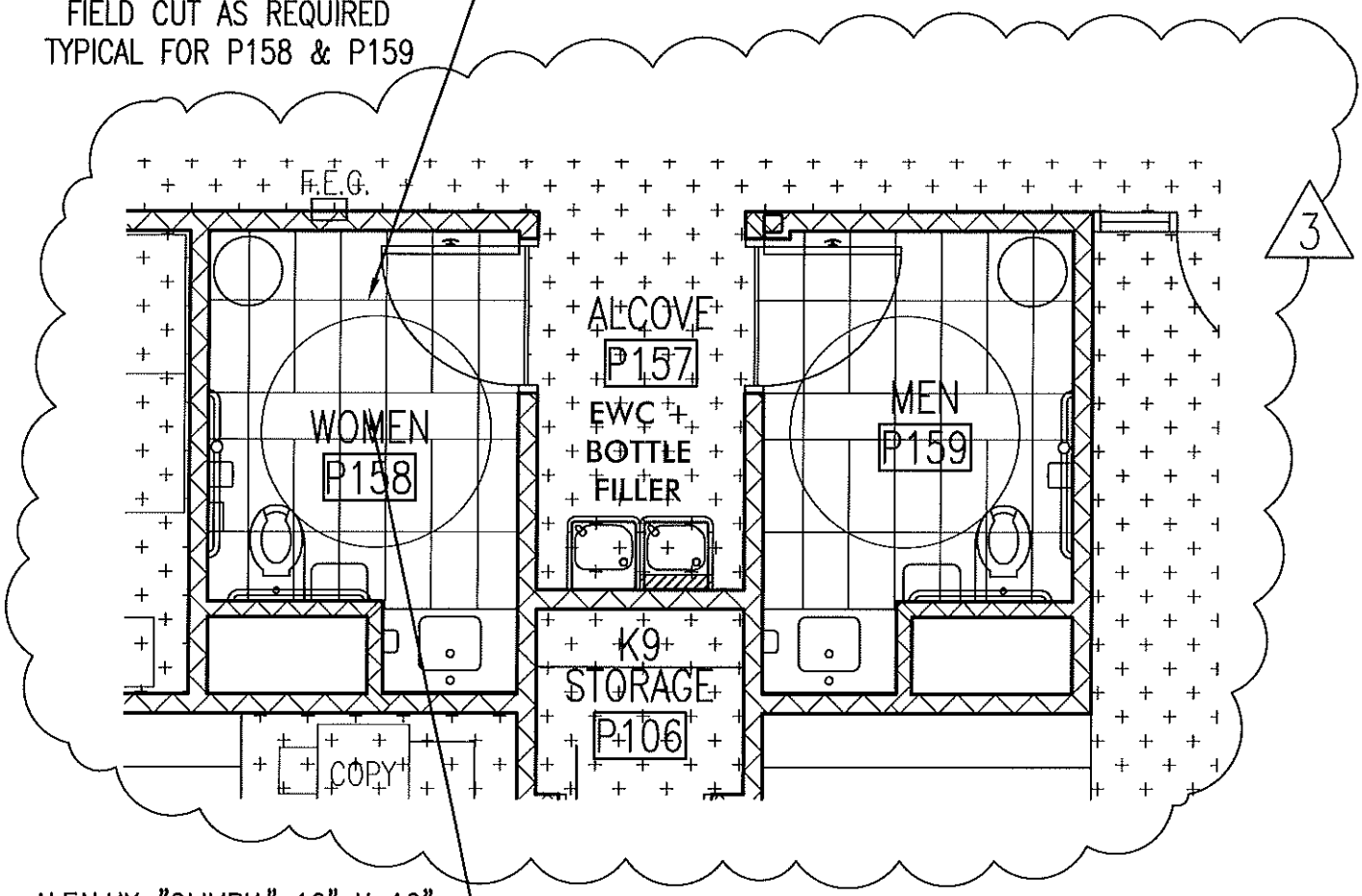

ALFALUX "OLIMPIA" 12" X 12"
(COLOR TBD)
TYPICAL FOR P158 & P159

PARTIAL MAIN FLOOR FINISH PATTERN PLAN – POLICE WING

SCALE: 1/4" = 1'-0"

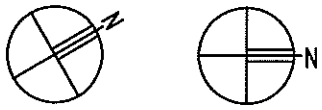

TRUE NORTH PLAN NORTH

PR No. 009

Date: 12-13-17 Project No. 160308	Project: MARSHALLTOWN POLICE AND FIRE HEADQUARTERS SUPPLEMENTAL DRAWING	PLANNING ARCHITECTURE ENGINEERING PROCHASKA & ASSOCIATES INTERIORS & FACILITY MANAGEMENT 11317 CHICAGO CIRCLE OMAHA, NEBRASKA 68154-2633 PHONE: 402.334.0755 FAX: 402.334.0868 E-MAIL: mail@prochaska.us	Sheet: A7.1b

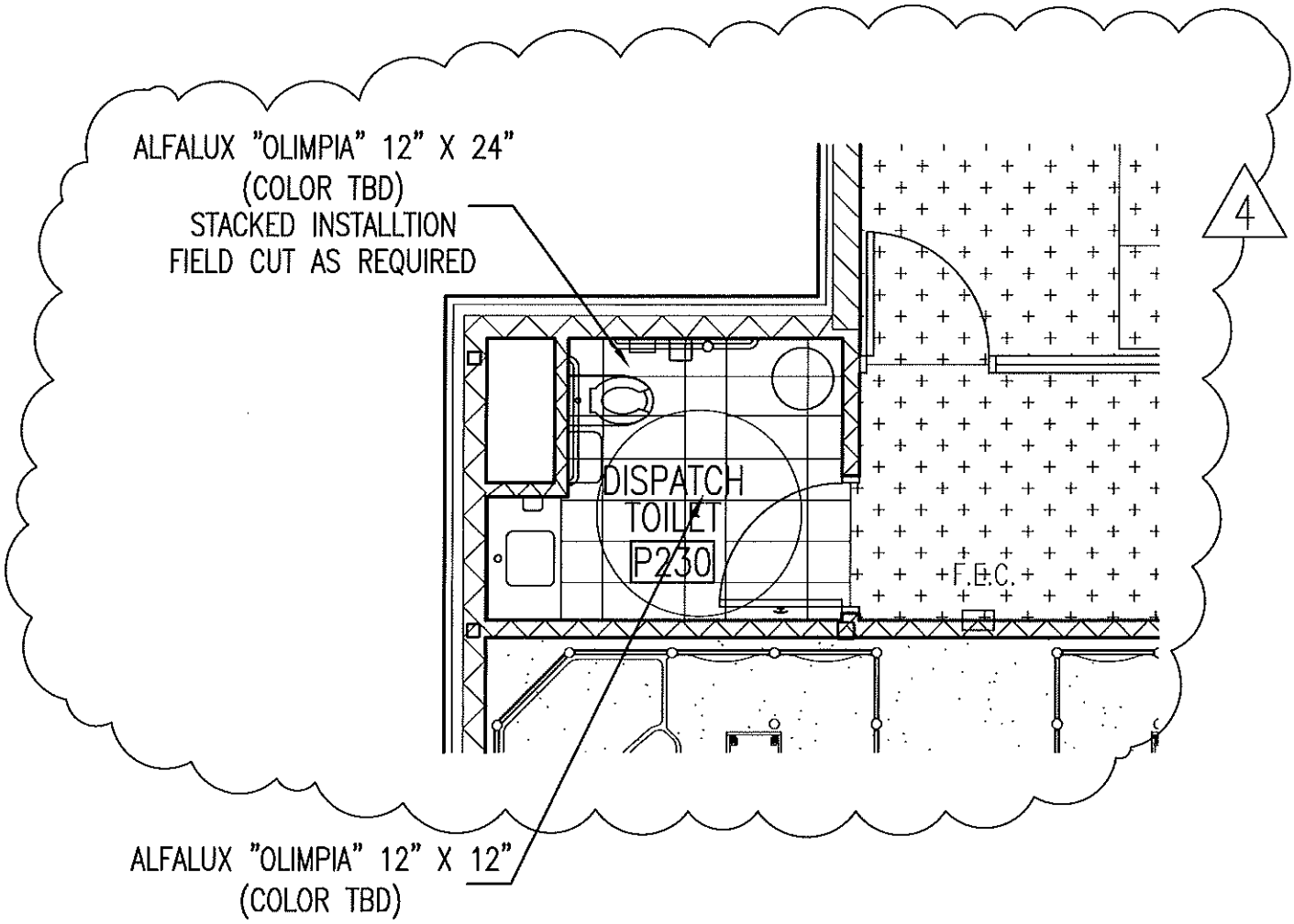

SECOND FLOOR FINISH PATTERN & FURNISHINGS PLAN – POLICE WING

SCALE: 1/4" = 1'-0"

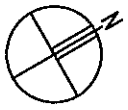

TRUE NORTH

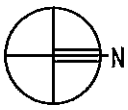

PLAN NORTH

PR No. 009

Date: 12-13-17 Project No. 160308	Project: MARSHALLTOWN POLICE AND FIRE HEADQUARTERS SUPPLEMENTAL DRAWING	PLANNING ARCHITECTURE ENGINEERING PROCHASKA & ASSOCIATES INTERIORS & FACILITY MANAGEMENT 11317 CHICAGO CIRCLE OMAHA, NEBRASKA 68154-2633 PHONE: 402.334.0755 FAX: 402.334.0868 E-MAIL: mail@prochaska.us	Sheet: A7.2b

Kendall Meyeraan

From: Shamus Stephens <Shamus@skoldcompanies.com>
Sent: Friday, January 19, 2018 1:54 PM
To: Kendall Meyeraan
Subject: RE: Marshalltown P & F HQ CR#009 - PR#009 Toilet Room Floor Tile

Categories: Orange Category

Kendall:

Deduct $ 100 to remove the Burnished concrete from rooms P158 P159 and P230.

Thanks

SHAMUS STEPHENS | SKOLD CONSTRUCTION | V-P
O: 515-264-8420 | **C:**515-208-4086
5730 NE 17TH St
Des Moines, Iowa 50313
skoldcompanies.com

CONTRACTOR PROPOSAL - Attach an itemized breakdown of costs (to include a breakdown of labor, including man-hours and rates, material, equipment, subcontractor, supplier, overhead and profit) as described in Section 00 72 13 GENERAL CONDITIONS – ARTICLE 8 and fill out the summary below. Include any comments or remarks and advise if proposed change affects contract time.

Self Performed Work

Labor *(attach itemized breakdown of hours, rates, etc. per the above paragraph & the project specification)*	$
Material *(attach itemized breakdown of units, unit costs, etc. for each material per above paragraph & project specification)*	$
Overhead and Profit - *(15% max.)*	$
Subtotal	$

Subcontractor Work

Labor *(attach itemized breakdown of hours, rates, etc. per the above paragraph & the project specification)*	$ 1,342.00
Material *(attach itemized breakdown of units, unit costs, etc. for each material per above paragraph & project specification)*	$ 852.00
Overhead and Profit - *(5% max.)*	$ 110.00
Subtotal	$
Bond	$
GRAND TOTAL	$ 2,304.00

Company: Allied Construction Services Date: 1/23/2018

Signature: Name: Adam Luetje

This is not a Change Order, a Construction Change Directive or a direction to proceed with the work described. An itemized proposal must be submitted to Story Construction Co. and approved by all parties before proceeding with the work described.

COPIES TO: **Justin Nickel, City of Marshalltown**
Bill Huey, Prochaska and Associates
Curt Field, Prochaska and Associates
Mike Welter, Story Construction
Ethan Dix, Story Construction
Jace Christensen, Story Construction

STORY CONSTRUCTION

Change Request Summary

PROJECT: **Marshalltown Police & Fire Station Headquarters**
Marshalltown, IA

CHANGE REQUEST NO.: **CR-010**

DATE: January 25, 2018

SUBJECT: Trap Primer & RFI 29-Venting Deduct

PROPOSED CHANGE DESCRIPTION

Tony's Plumbing - [Bid Package No. 22-1]

- Substitution deduct for trap primers to trap seals per PR-12
- Per RFI 29 – Remove VTR Nos. 2 and 3 along with associated vent piping.

SUMMARY OF COST BREAKDOWN:

BP#	Bid Package Name	Contractor	Amount
22-1	Plumbing & Mechanical	Tony's Plumbing	($4,964.00)
Total			**($4,964.00)**

Story Construction Co. Contractor	**Prochaska & Associates** Designer	**City of Marshalltown** Owner
[x] Recommend Acceptance	[x] Recommend Acceptance	[ ] Accepted
[ ] Do Not Recommend Acceptance	[ ] Do Not Recommend Acceptance	[ ] Not Accepted
[ ] Other	[ ] Other	[ ] Other
By: Mike Welk	By: William R. Harry III	By:
Date: 1-25-18	Date: 2/2/18	Date:

cc: Field
File

Tony's Plumbing and Heating, LLC
5630 Westminster Drive
Cedar Falls, IA 50613
P: 319-277-2750 | E: info@tonysphc.com | F: 319-277-3311

Proposal/Contract
(CPR-Trap Primer Seals)

Project: Marshalltown Police & Fire Headquarters Attention: City of Marshalltown Date: 1/10/18

Address: 909 S. 2nd Street City: Marshalltown State: IA

Tony's Plumbing & Heating, LLC proposes to:
Substitution deduct for trap primers to trap seals.

Hydraulic trap seal (deduct)
Labor 2-1/2hr @ $68.28= $170.70
½ Auto Trap Primer $63.00
Miscellaneous material: $31.00
subtotal: 28 FD @ $264.70= $7,411.60

Mechanical trap seal (add)

Qty	Tag	Size		
10	FD-1	2	FD-1 Floor Drain	$424.80
3	FD-2	2	FD-2 Floor Drain	$127.44
6	FD-3	3	FD-3 Floor Drain	$284.28
5	FD-4	3	FD-4 Floor Drain	$236.90
1	FD-4	3	FD-4 Floor Drain	$47.38
3	FD-6	2	FD-6 Floor Drain	$84.96
				$1,205.76
Labor: 1-3/4hr per floor drain @68.28				$3,345.72
				$4,551.48

Total Deduct: $2,860.00

DONE Right THE First TIME!
COMMERCIAL • RESIDENTIAL

Tony's Plumbing and Heating, LLC
5630 Westminster Drive
Cedar Falls, IA 50613
P: 319-277-2750 | E: info@tonysphc.com | F: 319-277-3311

Bid No.....:	**B385115**		
Bid Date...:	**11/02/17**	**Cust Phone:**	**319-277-2750**
Quoted By:	**SEH**	**Terms.....:**	**NET 10TH PROX**
Customer.:	**TONYS PLUMBING & HEATING LLC MARSHALLTOWN P&F STATION 5630 WESTMINSTER DRIVE CEDAR FALLS, IA 50613**	**Ship To.....:**	**TONYS PLUMBING & HEATING LLC MARSHALLTOWN P&F STATION 5630 WESTMINSTER DRIVE CEDAR FALLS, IA 50613**
Cust PO#..:	**TRAP SEALER**	**Job Name.:**	**MARSHALLTOWN P&F STATION**

Hydraulic trap seal

	** TP 1 **				
PFP1500	1/2 AUTO TRAP PRMR VLV P1500	1	63.000	EA	63.00
	SUBTOTAL				63.00

Trap Seal

REC97041	2 EPDM TRAP SEAL	1	42.480	EA	42.48
REC97042	3 EPDM TRAP SEAL	1	47.380	EA	47.38
REC97044	4 EPDM TRAP SEAL	1	55.570	EA	55.57

By signing below, I hereby accept the above proposal and acknowledge receipt of an exact signed copy. Furthermore, my signature below signifies acceptance of this contract. Payment will be due in full upon completion of work.

For Tony's Plumbing & Heating, LLC:_____Date:_____

Accepted By:_____Date:_____

DONE Right THE First TIME!
COMMERCIAL • RESIDENTIAL

Tony's Plumbing and Heating, LLC
5630 Westminster Drive
Cedar Falls, IA 50613
P: 319-277-2750 | E: info@tonysphc.com | F: 319-277-3311

Proposal/Contract
(RFI 29-Venting)

Project: Marshalltown Police & Fire Headquarters Attention: City of Marshalltown Date: 12/8/17

Address: 909 S. 2nd Street City: Marshalltown State: IA

Tony's Plumbing & Heating, LLC proposes to:
Provide a credit to the owner for the work and material associated with RFI-29.

Materials (deduct)

Qty	Size	Description	Price	Total
18	4	No-hub Couplings	$22.45	$404.10
4	4	NH Cast Iron 1/4 Bend	$34.00	$136.00
2	4	NH CI Soil Test Tee w/Plug	$108.60	$217.20
36	4	No-Hub Cast Iron Soil Pipe	$20.01	$725.88
				Total $1,483.18

Labor (deduct) 14.3hours @ $68.28- $977.00
Bond (deduct) $28.00
Floor clean outs (add) 2) floor cleanouts- $272.00
Total (deduct) $2,104.00

By signing below, I hereby accept the above proposal and acknowledge receipt of an exact signed copy. Furthermore, my signature below signifies acceptance of this contract. Payment will be due in full upon completion of work.

For Tony's Plumbing & Heating, LLC:_____Date:_____

Accepted By:_____Date:_____

STORY CONSTRUCTION

REQUEST FOR INFORMATION

To: Paul Ryan
PROCHASKA & ASSOCIATES
11317 CHICAGO CIRCLE
OMAHA, NE 68154
Ph: 402-334-0755

RFI: 29
Date: 12/1/2017
Project: Marshalltown Police & Fire HQ
Marshalltown, IA
17407-01

Subject: **App Bay Vent Piping**

Drawing: M1.3

Spec Section:

The Request for Information is intended as a clarification to the contract documents. If contract price or contract time is affected, an itemized proposal must be submitted to the owner through Story Construction Co. and approved before proceeding with the work in question.

Request:

Date Required:

On Sheet M1.3, INT-1 is vented and thus the (2) vent lines upstream the INT-1 are not needed. Please confirm these vents can be removed?

On Sheet, M1.3, the contractor proposes to move the vent on the west wall of F146 Hazmat Storage Room to west of the Hose Tower and in Workshop F 149 in order to eliminate the S trap at SK-6 in F149. This would result in a VTR on the west side of the Hose Tower in Room F 149 and one on the east side of the Tower in the wall between F147 and F146. Please confirm this solution is acceptable.

Requested by: Jace Christensen (STORY CONSTRUCTION CO.)

Phone:515-232-4358

Request cc'd to: Bill Huey (PROCHASKA & ASSOCIATES)

Response:

Item No. 1: Based on the previous deletion of deep seal traps serving TD-1s, no exception taken to the removal of VTR Nos. 2 and 3 along with associated vent piping. Provide Credit to the Owner for work not performed.

Item No. 2: The proposed deviation maintains that no vent piping is installed within the Hose Tower. No exception taken provided that VTR west of Hose tower is terminated at least 2'-0" away from protruding vertical exterior wall of Hose Tower F148.

Response by: Paul J. Ryan

Response date: 12/1/17

5630 Westminster Dr
Cedar Falls, Iowa 50613
Telephone (319)277-2750 Fax (319)277-3311
Web-site: www.tonyphc.com

REQUEST FOR INFORMATION

PROJECT: Marshalltown Police & Fire

RFI # 012

Construction Manager: Story Construction

CONTRACTOR: ARCHITECT: Prochask & Associates

Subject:	Venting
Drawing	M1.3
Detail	
Specification	

The drain lines upstream of the INT-1 does not require venting we would like to eliminate the 2)4" vent stacks at column line at Q5 & Q9? We also like to eliminate the s-trap at SK-6 sink in room F149 Work Shop by moving the vent on the west wall of F146 Hazmat Storage Room.

Question by: Mike Caswell
Date: 12/1/17

Submitted by:
Action Required by:

Reviewed by:

Answered by:

Date:

Distribution:

PLUMBING FIXTURE & SPECIALTY CONNECTION SCHEDULE

MARK	DESCRIPTION	WASTE	VENT	COLD WATER	HOT WATER	UHW WATER	TEMP/TED WATER	COMPR. AIR	MOUNTING	REMARKS
WC-1	WATER CLOSET	4"	3"	1-1/4"	–	–	–	–	+18" AFF, WALL HUNG	ACCESSIBLE FIXTURE, SENSOR OPERATED FLUSHOMETER
WC-2	WATER CLOSET	4"	3"	1-1/4"	–	–	–	–	+15" AFF, WALL HUNG	SENSOR OPERATED FLUSHOMETER
WC-3A	S.S. PENAL COMB. LAVATORY/TOILET	4"	3"	1-1/4"	–	–	1/2"	–	+15" AFF; FLOOR/WALL	RIGHT HAND MODEL (2)
WC-3B	S.S. PENAL COMB. LAVATORY/TOILET	4"	3"	1-1/4"	–	–	1/2"	–	+15" AFF; FLOOR/WALL	LEFT HAND MODEL (2)
UR-1	URINAL	2"	1-1/2"	1"	–	–	–	–	+17" AFF, WALL HUNG	ACCESSIBLE FIXTURE SENSOR OPERATED FLUSHOMETER
L-1	LAVATORY	1-1/4"	1-1/4"	1/2"	1/2"	–	–	–	UNDERCOUNTER	ACCESSIBLE FIXTURE-SENSOR OPERATED FAUCET
SK-1	SINK	1-1/2"	1-1/2"	1/2"	1/2"	–	–	–	COUNTERTOP	SINGLE COMPARTMENT, 10" DEEP; GOOSENECK FAUCET
SK-2	SINK	2"	1-1/2"	3/4"	3/4"	–	–	–	COUNTERTOP	SK-2A IS SAME, LESS GD-1 AND DW CONNECTION
SK-3	SINK	2"	1-1/2"	3/4"	3/4"	–	–	–	FLOOR	D.C.; 14" DEEP w/ 18" RL DRAINBOARD & ELEC. FAUCET
SK-4	ANIMAL STEP-IN BATHING TUB	2"	1-1/2"	3/4"	3/4"	–	–	–	FLOOR	(3)
SK-5	SINK	1-1/2"	1-1/2"	1/2"	1/2"	–	–	–	COUNTERTOP	SAME AS SK-1 EXCEPT SENSOR OPERATED FAUCET
SK-6	SINK	1-1/2"	1-1/2"	1/2"	1/2"	–	–	–	WALL	–
SK-7	SINGLE COMPARTMENT EPOXY RESIN SINK	1-1/2"	1-1/2"	1/2"	1/2"	–	–	–	COUNTERTOP	SHELDON MODEL 033 DROP-IN SINK
SH-1A	ADA SHOWER	2"	1-1/2"	1/2"	1/2"	–	–	–	FLOOR	ACRYLIC SHOWER INSERT-RH/LH PLBG. CONFIGURATION
SH-1B	SHOWER	2"	1-1/2"	1/2"	1/2"	–	–	–	FLOOR	ACRYLIC SHOWER INSERT-RH/LH PLBG. CONFIGURATION
SH-2	STEAM SHOWER w/ RH/LH PLBG. CONFIG.	2"	1-1/2"	1/2"	1/2"	–	–	–	FLOOR	ACRYLIC INSERT w/ GENERATOR AND APPURTENANCES
SS-1	SERVICE SINK	3"	1-1/2"	3/4"	3/4"	–	–	–	FLOOR	
SS-2	SERVICE SINK	3"	1-1/2"	3/4"	3/4"	–	–	–	FLOOR	
EWC-1	ELEC. WATER COOLER	1-1/4"	1-1/4"	1/2"	–	–	–	–	WALL	ACCESSIBLE FIXTURE, DBL. HEIGHT w/ BOTTLE FILLER
EWC-2	ELEC. WATER COOLER	1-1/4"	1-1/4"	1/2"	–	–	–	–	WALL	ACCESSIBLE FIXTURE, DOUBLE HEIGHT
WS-1	WASHING MACHINE SUPPLY/DRAIN	2"	1-1/2"	3/4"	–	3/4"	–	–	WALL w/ STANDPIPE	GUY GRAY BOX MODEL BB200TS – +42" AFF
WS-2	WASHER-EXTRACTOR SUPPLY AND DRAIN	3"	–	3/4"	–	3/4"	–	–	WALL	DISCHARGE 3" DRAIN PIPE INDIRECTLY TO TD-2 (5)
HB-1	HOSE BIB	–	–	3/4"	–	–	–	–	WALL	+30" A.F.F., COORD. FINAL LOCATION w/ ALL TRADES
HB-2	HOSE BIB	–	–	3/4"	–	–	–	–	WALL	+30" A.F.F., COORD. FINAL LOCATION w/ ALL TRADES
HB-3	HOSE BIB	–	–	3/4"	3/4"	–	–	–	WALL	+30" A.F.F., COORD. FINAL LOCATION w/ ALL TRADES
WH-1	WALL HYDRANT	–	–	3/4"	–	–	–	–	WALL	DBL. CHK., FREEZELESS TYPE @ +24" ABOVE GRADE
RH-1	ROOF HYDRANT	1/8"	–	1"	–	–	–	–	ROOF	SEE NOTE NO. 24 ON THIS SHEET FOR REQUIREMENTS
MV-1	MASTER THERMOSTATIC MIXING VALVE	–	–	1"	1"	–	1-1/4"	–	WALL	SEE NOTE NO. 12 ON SHEET M1.2 AND SPECIFICATIONS
MV-2	PENAL THERMOSTATIC MIXING VALVE	–	–	1/2"	1/2"	–	1/2"	–	RECESSED IN WALL	LEONARD MODEL C-210-LF-AF-TA-SSTL CABINET
MV-3	EMERG. THERMOSTATIC MIXING VALVE	–	–	1/2"	1/2"	–	1/2"	–	WALL	SEE NOTE NO. 27 ON THIS SHEET FOR REQUIREMENTS
EEW-1	EMERGENCY EYE/FACE WASH	1-1/4	1-1/4	–	–	–	1/2"	–	WALL	–
WHA	WATER HAMMER ARRESTOR	–	–	–	–	–	–	–	PIPE	SEE NOTE NO. 29 AND WHA SCHEDULE ON THIS SHEET
RB-1	REFRIGERATOR ICE MAKER BOX	–	–	1/2"	–	–	–	–	WALL	SEE NOTE NO. 18 ON SHEET M1.2 FOR REQUIREMENTS
GD-1	GARBAGE DISPOSER	AS REQ'D	–	–	–	–	–	–	UNDER COUNTER	w/ DISHWASHER CONNECTION; SEE SK-2 IN SPECS
TD-1	TRENCH DRAIN	4"	4"	–	–	–	–	–	FLOOR	–
TD-2	TRENCH DRAIN	6"	4"	–	–	–	–	–	FLOOR	–
TD-3	TRENCH DRAIN	4"	2"	–	–	–	–	–	FLOOR	–
FD-1	FLOOR DRAIN	2"	1-1/2"	–	–	–	–	–	FLOOR	LIGHT DUTY; DOME BOTTOM STRAINER w/ TRAP PRIMER
FD-2	FLOOR DRAIN	2"	1-1/2"	–	–	–	–	–	FLOOR	MEDIUM DUTY; D.B.S. w/ TRAP SEAL PRIMER (T.S.P.)
FD-3	FLOOR DRAIN	3"	1-1/2"	–	–	–	–	–	FLOOR	HEAVY DUTY; w/ SEDIMENT BUCKET & T.S.P.
FD-4	FLOOR DRAIN	3"	1-1/2"	–	–	–	–	–	FLOOR	STAINLESS STEEL w/ DOME BOTTOM STRAINER & T.S.P.
FD-5	FLOOR DRAIN	4"	2"	–	–	–	–	–	FLOOR	STAINLESS STEEL w/ SEDIMENT BUCKET
FD-6	FLOOR DRAIN	2"	1-1/2"	–	–	–	–	–	FLOOR	STAINLESS STEEL, SECURED, SEDIMENT BUCKET; T.S.P.
FS-1	FLOOR SINK	2"	1-1/2"	–	–	–	–	–	FLOOR	SEE NOTE NO. 17 ON SHEET M1.1 FOR REQUIREMENTS
FCO-1	FLOOR CLEANOUT	–	–	–	–	–	–	–	FLOOR	LIGHT DUTY; SEE PLANS FOR SIZES
FCO-2	FLOOR CLEANOUT	–	–	–	–	–	–	–	FLOOR	HEAVY DUTY; SEE PLANS FOR SIZES
WCO-1	WALL CLEANOUT	–	–	–	–	–	–	–	WALL	SEE PLANS FOR SIZES
CO-1	CLEANOUT	–	–	–	–	–	–	–	PIPE	SEE PLANS FOR SIZES
RD-1	ROOF DRAIN	–	–	–	–	–	–	–	ROOF	PRIMARY ROOF DRAIN – SEE PLAN FOR SIZES
RD-2	ROOF DRAIN	–	–	–	–	–	–	–	ROOF	SECONDARY ROOF DRAIN – SEE PLAN FOR SIZES
DSN-1	DOWNSPOUT NOZZLE	–	–	–	–	–	–	–	PIPE	SEE PLAN FOR LOCATIONS AND SIZES
INT-1	SAND & OIL INTERCEPTOR	6"	4"	–	–	–	–	–	BELOW FLOOR	SEE DETAIL NO. 20 ON SHEET M1.4 FOR SIZING
INT-2	SAND & OIL INTERCEPTOR	4"	4"	–	–	–	–	–	BELOW FLOOR	SEE DETAIL NO. 20 ON SHEET M1.4 FOR SIZING
HR-1	HOSE REEL	–	–	3/4" (5)	–	–	–	3/4"	ATTACH TO STRUCTURE	SEE NOTE NO. 7 ON SHEET M1.1 FOR POINTS
WE	WASHER-EXTRACTOR	3"	–	3/4"	–	3/4"	–	–	FLOOR	OWNER SUPPLIED/CONTRACTOR INSTALLED (5)
WM	WASHING MACHINE	2"	1-1/2"	3/4"	–	3/4"	–	–	FLOOR	OWNER SUPPLIED/CONTRACTOR INSTALLED
DW	DISHWASHING MACHINE	AS REQ'D	–	–	1/2"	–	–	–	UNDER COUNTER	SEE NOTE NO. 18 ON SHEET M1.2 FOR REQUIREMENTS
CM	COFFEE MAKER	1"	–	3/8"	–	–	–	–	UNDER COUNTER	SEE NOTE NO. 31 ON SHEET M1.2 FOR REQUIREMENTS
IM	ICE MAKER	1"	–	1/2"	–	–	–	–	UNDER COUNTER	SEE NOTE NO. 17 ON SHEET M1.2 FOR REQUIREMENTS

(1) EQUIPMENT SHOWN IN LIGHT WEIGHT ON THE PLUMBING FIXTURE & SPECIALTY CONNECTION SCHEDULE SHALL BE FURNISHED BY THE OWNER AND INSTALLED BY THE PLUMBING CONTRACTOR. PLUMBING CONTRACTOR TO FURNISH AND INSTALL ALL VALVES, PIPING, TRAPS, ETC. TO MAKE THE FINAL CONNECTIONS.

(2) COMBINATION TOILET/LAVATORY UNITS SHALL BE FURNISHED AND INSTALLED BY THE PLUMBING CONTRACTOR AS SHOWN ON THE DRAWINGS AND SPECIFIED. THE PLUMBING CONTRACTOR TO PROVIDE ALL WATER, WASTE AND VENT CONNECTIONS TO FIXTURES. INSTALL ELECTRONIC WATER CONTROLS, MANIFOLD VALVES, P-TRAPS, CLEANOUTS, AND OTHER ACCESSORIES AS REQUIRED FOR PROPER OPERATION AND TO MEET WARRANTY REQUIREMENTS. SEE "SECURITY PLUMBING FIXTURES" SECTION IN THE SPECIFICATIONS FOR ADDITIONAL INFORMATION AND WORK. CONTROL OF SECURITY PLUMBING FIXTURES PROVIDED BY THE PLUMBING CONTRACTOR SHALL BE ELECTRONIC, WAYS II BY WILLOUGHBY INDUSTRIES, OR EQUAL. DUE TO SPACE CONSTRAINTS IN DEDICATED PLUMBING CHASE AREAS, INSTALL CLEANOUT PLUGS (CO-1) IN TOP OF WASTE LINES SERVING WC-3A AND WC-3B.

(3) FURNISH STAINLESS STEEL MODEL WHEATY-RH w/ FAUCET HAVING SPRAY VALVE AND INTEGRAL BACKFLOW PREVENTER. FOR HB-1 IN K9 KENNEL PLSR, MEDIUM SHALL BE WATER RATHER THAN AIR.

(4) WHERE NOT INDICATED OTHERWISE IN THE GENERAL NOTES AND WATER RISER DIAGRAM ON SHEET M3.1, DHWC PIPING SHALL BE 3/4" IN SIZE. ALL UHWC SHALL BE 1" IN SIZE.

(5) MAKE WATER CONNECTIONS TO OWNER-SUPPLIED CHEMICAL DISPENSER AND TWO 40-LB. DEXTER C-SERIES ON-PREMISE WASHERS, MODEL T-400 IN FULL ACCORD WITH MANUFACTURER'S INSTRUCTIONS.

Heated Power Washer Performance Specifications

HEATED POWER WASHERS IN SALLYPORT P135, ALONG WITH ASSOCIATED STAND OR RACK, DETERGENT TOTE, TRIGGER GUN, WAND, WAND HOLDER, HOSES, HOSE REELS AND CONTROLS SHALL BE FURNISHED BY THE OWNER'S REPRESENTATIVE (N.I.C.) AND INSTALLED BY THE PLUMBING CONTRACTOR. COORDINATE FINAL SELECTION FOR POWER WASHER EQUIPMENT AND ACCESSORIES WITH THE OWNER AND ALL WORK WITH ALL TRADES PRIOR TO INSTALLATIONS.

THE PLUMBING CONTRACTOR SHALL FURNISH AND INSTALL ALL PIPING, VALVES, REDUCERS, COUPLERS, FITTINGS, HOSES, AND OTHER APPURTENANCES AS REQUIRED TO MAKE THE FINAL CONNECTIONS AND PROVIDE COMPLETELY OPERATIONAL SYSTEMS. ALL EQUIPMENT SHALL BE INSTALLED IN FULL ACCORD WITH THE MANUFACTURER'S WRITTEN INSTRUCTIONS.

THE PLUMBING CONTRACTOR TO VERIFY ALL PLUMBING CONNECTIONS WITH THE POWER WASHER EQUIPMENT SUPPLIER. COORDINATE PIPING ROUTES WITH FINAL LOCATIONS OF COMPONENTS AND ASSEMBLIES IN THE FIELD AND WITH THE OWNER'S REPRESENTATIVES AND ARCHITECT/ENGINEER.

COMBUSTION AIR DAMPER SYSTEM SERVING THE POWER WASHER SHALL BE INTERLOCKED WITH THE POWER WASHER SUCH THAT THE DAMPER OPENS WHENEVER THE POWER WASHER SYSTEM OPERATES. ALTERNATELY, THE POWER WASHER WILL NOT BE ALLOWED TO OPERATE IF THE COMBUSTION AIR DAMPER IS NOT PROVED OPEN. FURNISH & INSTALL END SWITCH FOR PROVING THAT THE COMBUSTION AIR DAMPER OPENS PROPERLY.

ROUTE 1" WATER LINE UP TO FINAL CONNECTION AT THE POWER WASHER AND FROM THE POWER WASHER TO THE OWNER-SUPPLIED TRIGGER GUN AND WAND ASSEMBLIES. FURNISH AND INSTALL REDUCED PRESSURE PRINCIPLE BACKFLOW PREVENTER THAT IS APPROVED BY THE AUTHORITIES HAVING JURISDICTION IN THE SUPPLY LINE. INSTALL 3000 PSI AND 300F W.P. (MIN.) CLASS II OR RESISTANCE HIGH PRESSURE BALL VALVES IN THE SUPPLY LINE THAT ALLOWS THE WATER SERVICE TO THE POWER WASHER AND BACKFLOW PREVENTER TO BE ISOLATED TO CARRY OUT FUTURE MAINTENANCE AND REPLACEMENT ROUTINES.

FURNISH AND INSTALL WATER HAMMER ARRESTOR IN THE WATER LINE SERVING POWER WASHER. SIZE WATER HAMMER ARRESTOR IN ACCORDANCE WITH THE SCHEDULE ON THIS SHEET AND INSTALL IN COMPLETE COMPLIANCE WITH THE MANUFACTURER'S WRITTEN INSTRUCTIONS. FOR P.D.I. SIZE, USE 13 W.S.F.U. (TYPICAL).

ROUTE APPROPRIATELY SIZED "B" FLUE VENT UP THROUGH ROOF WITH MANUFACTURER'S DRAFT DIVERTER. TERMINATE 24" ABOVE ROOF. PROVIDE RAIN CAP AND FLASHED CURB FOR FLUE. PROVIDE PERMANENT WEATHERPROOF SEAL AROUND ROOF PENETRATION. COORDINATE FINAL SIZE OF FLUE WITH THE ARCHITECT/ENGINEER BEFORE PURCHASE.

COORDINATE ALL REDUCERS AND OTHER FITTINGS WITH THE POWER WASHER EQUIPMENT SUPPLIER AND OWNER, ALONG WITH FINAL LOCATIONS AND ELEVATIONS WITH THE OWNER AND OTHER TRADES. FURNISH AND INSTALL WALL MOUNTED PRIME PAINTED 10 GA. GALV. STEEL HOSE RACKS HAVING ALL WELDED CONSTRUCTION. MOUNT IN PROXIMITY TO THE GUN AND WAND ASSEMBLY. INSTALL OWNER-SUPPLIED WALL MOUNTED WAND HOLDER AND BRACKET AS DIRECTED BY THE OWNER'S AGENTS. PROVIDE ADDITIONAL STRUCTURAL STEEL BRACING FOR REEL AND WAND ASSEMBLIES AS REQUIRED.

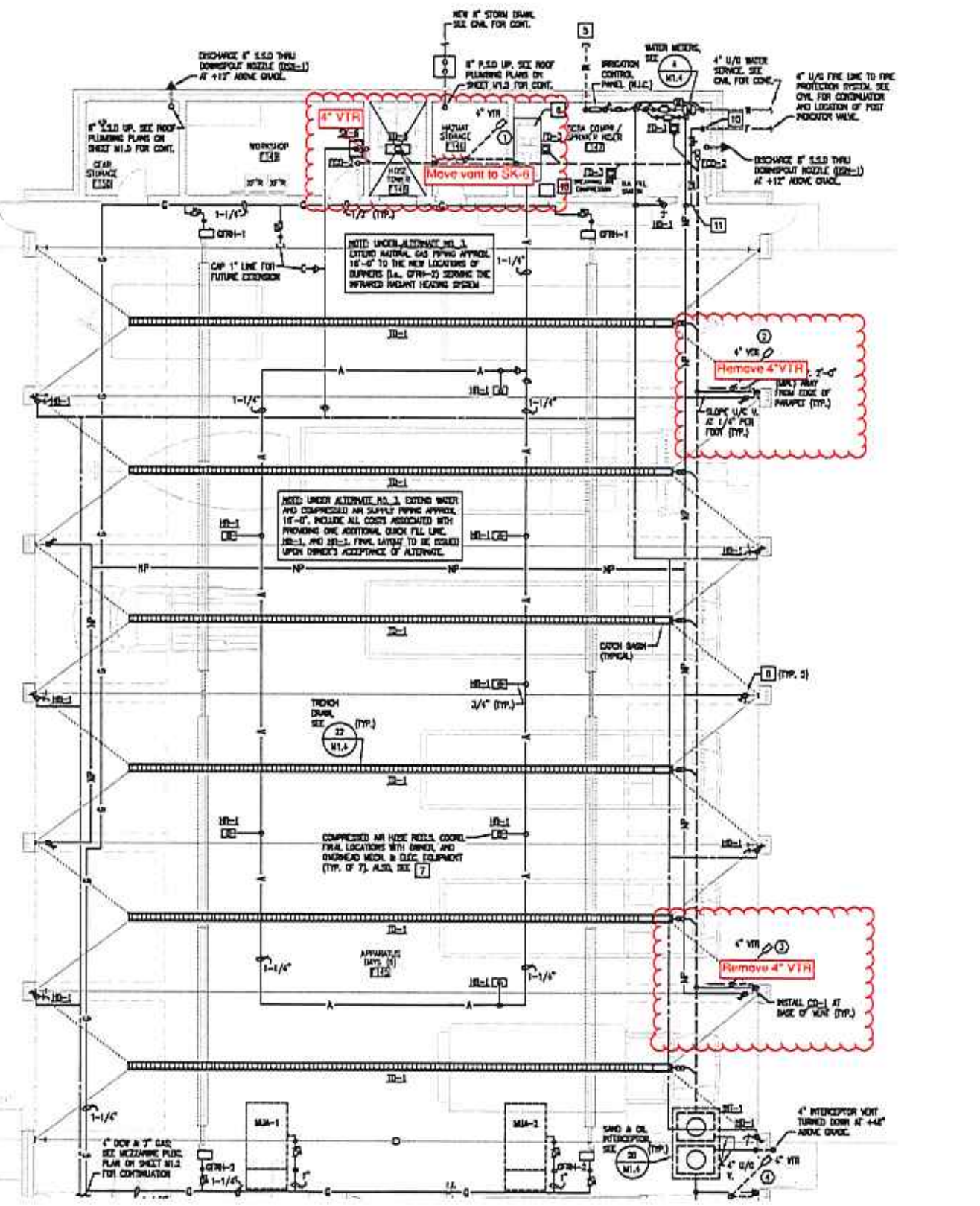

PLUMBING PLAN – APPARATUS BAY WING

SCALE: 1/8" = 1'-0"

PUMP SCHEDULE

MARK	LOCATION	SERVES	TYPE	GPM	TOTAL HEAD FT WC	MOTOR DATA W/HP	RPM	VOLT	PH	MIN EFF %	MANUFACTURER AND MODEL NO.	REMARKS
CP-1	MECH/ELEC RM.	DHWC LOOP	IN-LINE	8.5	20	270	3300	115	1	–	BELL & GOSSETT NBF-36, SPEED 2	1-1/4" FLANGE CONNECTIONS (1)
CP-2	MECH/ELEC RM.	UHWC LOOP	IN-LINE	2.5	15	125	2950	115	1	–	BELL & GOSSETT NBF-25, SPEED 3	1" FLANGE CONNECTIONS (1)
SP-1	ELEVATOR	ELEVATOR PIT	SUMP	50	13	1/2	3450	115	1	–	LIBERTY PUMP ELV-290	(2)

(1) BRONZE BODY, NORYL IMPELLER, CERAMIC SHAFT, DOUBLE-INTERED CARBON BEARINGS, 3-YEAR WARRANTY. COORDINATE POWER AND DISCONNECT REQUIREMENTS WITH THE ELECTRICAL CONTRACTOR.

(2) SUMP PUMP WITH REMOTE CONTROL UNIT THAT ACTIVATES ALARM WHEN AN OIL FILM IS DETECTED OR WHEN HIGH WATER CONDITIONS EXIST. CENTRIFUGAL PUMP WITH CLASS 25 CAST IRON CASTINGS, OIL FILLED MOTOR HOUSING; MATING PARTS MACHINED AND SEALED WITH A BUNA-N O-RING; STAINLESS STEEL FASTENERS WHERE EXPOSED TO LIQUID; SEALED CORD ENTRY PLATE WITH MOLDED PINS; UL 18-3 AND NEC COMPLIANT MULTICONDUCTOR YELLOW POWER CORD. PUMP MOTOR SEAL SHALL BE UNITIZED CARBON/CERAMIC TYPE WITH STAINLESS STEEL HOUSING AND SPRING EQUAL TO CRANE TYPE 6A OR ENGINEERED DOUBLE LIP SEAL WITH STAINLESS STEEL SPRINGS. PUMP MOTOR SHALL HAVE INTEGRAL THERMAL OVERLOAD SWITCH IN THE WINDINGS. MOTOR SHAFT SHALL BE 300 OR 400 STAINLESS STEEL AND 0.5" IN DIA. (MIN.). VORTEX STYLE POLYMER IMPELLER THREADED TO THE PUMP SHAFT, CAST IRON SUPPORT LEGS ENABLING THE PUMP ASSEMBLY TO BE A FREE STANDING UNIT AND ALLOW 3/4" SOLIDS TO ENTER THE VOLUTE. CONTROL UNIT TO HAVE THREE PROBES AND A FLOAT BALL SWITCH. THE PUMP TO ACTIVATE WHEN THE MIDDLE PROBE CONTACTS WATER AND REMAIN ON UNTIL THE LONGEST PROBE IS NO LONGER IN WATER. A HIGH WATER ALARM SHALL BE ACTIVATED WHEN THE SHORTEST PROBE IS IN CONTACT WITH WATER. THE SYSTEM WILL IGNORE SMALL FILMS OF OIL. FACTORY TESTED FOR ELECTRICAL INTEGRITY, MOISTURE CONTENT, INSULATION DEFECTS, PRESSURE/AIR LEAK DECAY TEST OF MOTOR HOUSING AND PRESSURE TEST OF VOLUTE HOUSING. POWDER COAT PAINT OF EXTERIOR CASTING. TWO-YEAR WARRANTY FROM ISO 9001 CERTIFIED MANUFACTURER. INSTALLATION SHALL BE IN COMPLETE COMPLIANCE WITH THE IOWA STATE ELEVATOR INSPECTOR'S RULES AND REGULATIONS. COORDINATE FINAL LOCATION OF CONTROL UNIT WITH OWNER AND ARCHITECT/ENGINEER. ALSO, SEE DETAIL NO. 13 ON SHEET M1.4 AND THE SPECIFICATIONS FOR ADDITIONAL REQUIREMENTS.

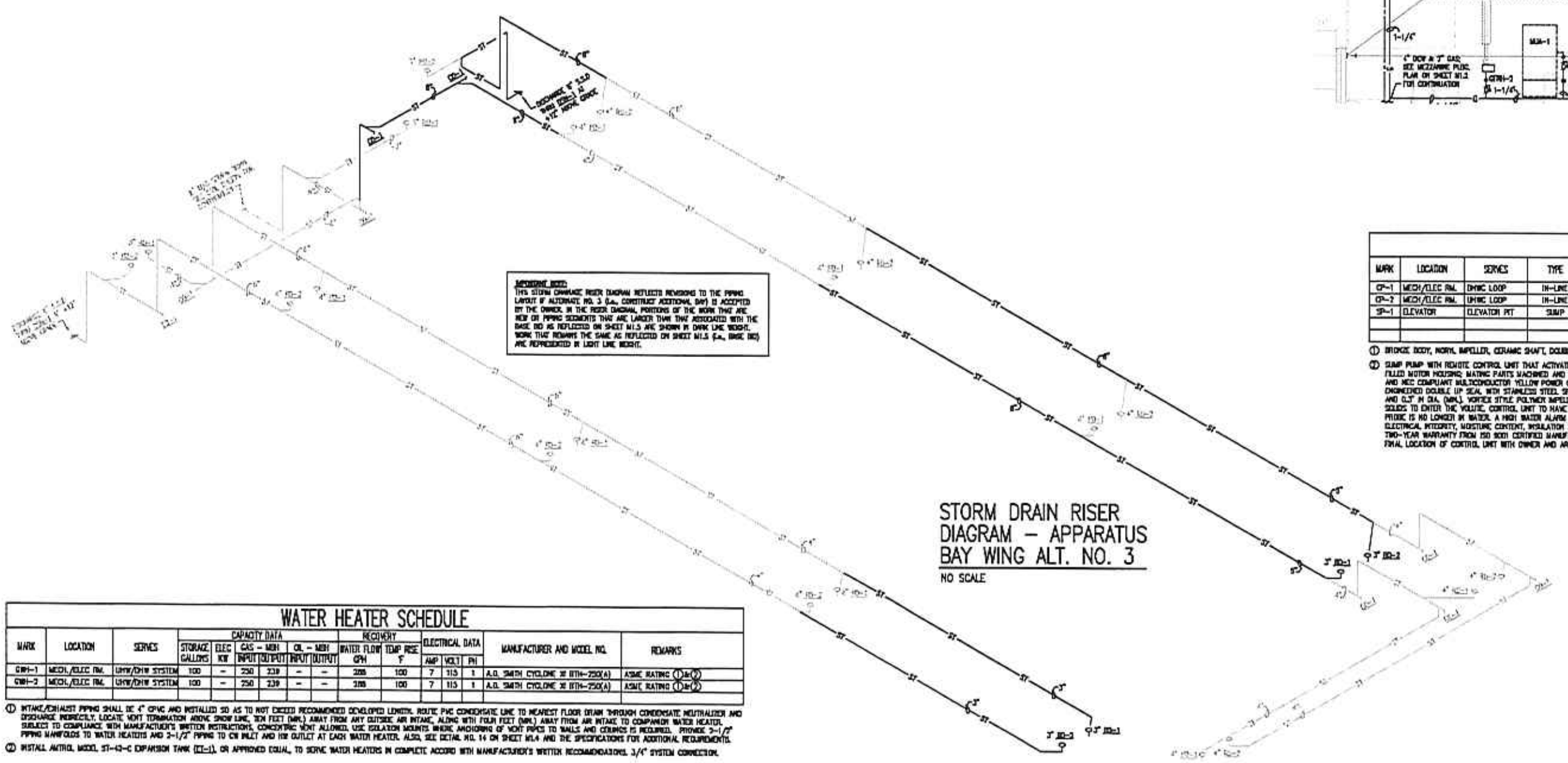

STORM DRAIN RISER DIAGRAM – APPARATUS BAY WING ALT. NO. 3

NO SCALE

WATER HAMMER ARRESTOR SCHEDULE

PIPE SIZE	FIXTURE UNITS	P.D.I. SIZE
1/2" – 3/4"	1 – 11	A
1"	12 – 32	B
1"	33 – 60	C
1-1/4"	61 – 113	D
1-1/2"	114 – 154	E
2"	155 – 330	F

WATER HEATER SCHEDULE

MARK	LOCATION	SERVES	CAPACITY DATA STORAGE GALLONS	ELEC KW	GAS – MBH INPUT	GAS – MBH OUTPUT	OIL – MBH INPUT	OIL – MBH OUTPUT	RECOVERY WATER FLOW GPH	TEMP RISE °F	ELECTRICAL DATA AMP	VOLT	PH	MANUFACTURER AND MODEL NO.	REMARKS
GWH-1	MECH/ELEC RM.	UHW/DHW SYSTEM	100	–	250	239	–	–	288	100	7	115	1	A.O. SMITH CYCLONE XI BTH-250(A)	ASME RATING (1)(2)
GWH-2	MECH/ELEC RM.	UHW/DHW SYSTEM	100	–	250	239	–	–	288	100	7	115	1	A.O. SMITH CYCLONE XI BTH-250(A)	ASME RATING (1)(2)

(1) INTAKE/EXHAUST PIPING SHALL BE 4" CPVC AND INSTALLED SO AS TO NOT EXCEED RECOMMENDED DEVELOPED LENGTH. ROUTE PVC CONDENSATE LINE TO NEAREST FLOOR DRAIN THROUGH CONDENSATE NEUTRALIZER AND DISCHARGE INDIRECTLY. LOCATE VENT TERMINATION ABOVE SNOW LINE, TEN FEET (MIN.) AWAY FROM ANY OUTSIDE AIR INTAKE, ALONG WITH FOUR FEET (MIN.) AWAY FROM AIR INTAKE TO COMPANION WATER HEATER, SUBJECT TO COMPLIANCE WITH MANUFACTURER'S WRITTEN INSTRUCTIONS. CONCENTRIC VENT ALLOWED. USE ISOLATION MOUNTS WHERE ANCHORING OF VENT PIPES TO WALLS AND COLUMNS IS REQUIRED. PROVIDE 3-1/2" PIPING MANIFOLDS TO WATER HEATERS AND 2-1/2" PIPING TO CW INLET AND HW OUTLET AT EACH WATER HEATER. ALSO, SEE DETAIL NO. 14 ON SHEET M1.4 AND THE SPECIFICATIONS FOR ADDITIONAL REQUIREMENTS.

(2) INSTALL AMTROL MODEL ST-42-C EXPANSION TANK (ET-1), OR APPROVED EQUAL, TO SERVE WATER HEATERS IN COMPLETE ACCORD WITH MANUFACTURER'S WRITTEN RECOMMENDATIONS. 3/4" SYSTEM CONNECTION.

Notes:

21 PLBG. CONTRACTOR TO EXTEND 1-1/4" 2 PSIG NATURAL GAS PIPING TO EACH CONDENSING BOILER AS SHOWN ON THE PLANS. GAS PIPING DOWNSTREAM OF THE POUNDS-TO-INCHES GAS REGULATOR SHALL BE 3" IN SIZE FOR EACH BOILER. INSTALLATION SHALL BE IN COMPLETE ACCORD WITH UTILITY COMPANY AND STATE BOILER INSPECTOR REQUIREMENTS, INCLUDING EMERGENCY NATURAL GAS SHUT-OFFS.

24 1" DCW UP TO WOODFORD MDL. RHY3-MS FREEZELESS ROOF HYDRANT (RH-1), OR EQUAL. ROOF HYDRANT TO BE EQUIPPED WITH DOUBLE CHECK BACKFLOW PREVENTER MEETING ASSE 1053 WITH A BUILT-IN VENT THAT ALLOWS FULL DRAINAGE. ROUTE DRAIN LINE FROM 1/8" NPT DRAIN HOLE IN VALVE BODY TO SERVICE SINKS IN JANITORS CLOSETS, OR OTHER APPROVED RECEPTORS. INSTALL IN FULL ACCORD WITH MANUFACTURER'S WRITTEN INSTRUCTIONS. HYDRANT SHALL BE RATED FOR 100 PSI W.P. AND 120F W.W.T. HYDRANT SHALL AUTOMATICALLY DRAIN WHEN SHUT OFF, EACH WITH A HOSE ATTACHED. 1" NPT FEMALE INLET CONNECTION.

25 TO HEATED POWER WASHER EQUIPMENT. SEE THE HEATED POWER WASHER PERFORMANCE SPECIFICATIONS ON THIS SHEET FOR ADDITIONAL INFORMATION AND REQUIREMENTS.

26 THE PLUMBING CONTRACTOR SHALL MAINTAIN AN ALLOWANCE OF $3,000 IN THEIR BID TO EXTEND 1/2" NATURAL GAS LINES TO OWNER-PROVIDED NATURAL GAS GRILLS LOCATED ON THE OUTDOOR PATIOS. ALSO, SEE NOTE NO. 4.

27 THERMOSTATIC MIXING VALVE SHALL BE MODEL TA-300-LF-STSTL-CRP-TOP AS MANUFACTURED BY LEONARD WATER CONTROLS, OR EQUAL. THERMOSTATIC MIXING VALVE SHALL HAVE A SOLID BIMETAL THERMOSTAT DIRECTLY LINKED TO VALVE PORTING TO CONTROL THE MIXING OF HOT AND COLD WATER AND COMPENSATE FOR SUPPLY TEMPERATURE AND PRESSURE FLUCTUATIONS. THE BIMETAL THERMOSTAT SHALL BE DESIGNED TO BE HIGHLY RESPONSIVE AND IMPERVIOUS TO DAMAGE BY EXTREMES IN TEMPERATURES. THE PRIMARY VALVE TO CLOSE DOWN ON FAILURE OF COLD WATER SUPPLY AND EQUIPPED WITH BUILT-IN COLD WATER BYPASS CAPABLE OF A GPM UPON FAILURE OF HOT WATER SUPPLY. ADJUSTABLE HIGH TEMPERATURE LIMIT STOP SET FOR 85F. LOCKING TEMPERATURE REGULATOR TO PREVENT ACCIDENTAL MOVEMENT. DIAL THERMOMETER WITH 0 TO 140F RANGE, 125 PSIG W.W.P., 1/2" INLETS AND 1/2" OUTLET. EXPOSED STAINLESS STEEL CABINET WITH HINGED DOOR AND CYLINDER LOCK. INTEGRAL WALL SUPPORT. COORDINATE FINAL LOCATION IN THE FIELD WITH THE OWNER'S REPRESENTATIVES. INSTALLATION SHALL BE IN FULL ACCORD WITH MANUFACTURER'S REQUIREMENTS.

28 SEE PLUMBING FIXTURE & SPECIALTY CONNECTION SCHEDULE ON SHEET M1.3 FOR PIPE SIZING OF FINAL CONNECTIONS.

29 SEE DOMESTIC WATER AND WASTE & VENT RISER DIAGRAMS ON SHEETS M3.1 AND M3.2 FOR COMPLETE PLUMBING SYSTEM SIZING AND LAYOUT, ALONG WITH FLOW RATE OF AUTOMATIC BALANCING VALVES, AND LOCATION OF WATER HAMMER ARRESTORS, WHERE APPLICABLE. SIZE WATER HAMMER ARRESTORS IN ACCORD WITH THE WATER HAMMER SCHEDULE ON THIS SHEET.

30 ALL HORIZONTAL WASTE LINES TO MAINTAIN 1/4" PER FOOT SLOPE (MINIMUM) FOR ENTIRE LENGTH OF NEW PIPING. WHERE CLEARANCES REQUIREMENTS ARE NEEDED, HORIZONTAL WASTE LINES 4" AND LARGER IN SIZE SHALL MAINTAIN 1/8" PER FOOT SLOP (MINIMUM) ONCE APPROVAL FROM THE AUTHORITY HAVING JURISDICTION IS OBTAINED. THE PLUMBING CONTRACTOR TO VERIFY THE EXACT LOCATION AND INVERT ELEVATION OF THE CITY'S SANITARY SEWER SYSTEM PRIOR TO BEGINNING WORK.

31 COORDINATE FINAL PIPING LAYOUTS WITH DUCTWORK, MECHANICAL PIPING, MECHANICAL AND ELECTRICAL EQUIPMENT, AND ALL OTHER TRADES PRIOR TO WORK BEGINNING. WHERE CONFLICTS ARE BETWEEN PLUMBING AND HVAC SYSTEMS, THE HVAC SYSTEMS SHALL TAKE PRECEDENCE (TYPICAL).

32 ALL VENTS THRU THE ROOF SHALL BE SEPARATED FROM FRESH AIR INTAKES BY A MINIMUM OF FIFTEEN FEET. THE PLUMBING CONTRACTOR SHALL FULLY COORDINATE FINAL LOCATIONS OF VENTS THRU THE ROOF WITH THE MECHANICAL CONTRACTOR AND OFFSET VENT PIPING ABOVE THE CEILING, AS NEEDED, TO MEET THESE SEPARATION REQUIREMENTS.

33 ALL DOMESTIC WATER, WASTE AND VENT PIPING SHALL BE FULLY PROTECTED FROM EXPANSION AND CONTRACTION.

34 ALL WORK SHALL CONFORM TO REQUIREMENTS OF THE UNIFORM PLUMBING CODE, 2009 EDITION ALONG WITH ALL APPLICABLE LOCAL, STATE AND NATIONAL LAWS, CODES, ORDINANCES, AND REGULATIONS, AS WELL AS LOCAL UTILITY REQUIREMENTS. PROVIDE ALL ADDITIONAL ACCESSORIES, EQUIPMENT AND OTHER WORK NECESSARY FOR A PROPER AND OPERATIONAL INSTALLATION, TO SATISFY WARRANTY CONDITIONS AND TO COMPLY WITH REGULATORY REQUIREMENTS, CODES OR STANDARDS. VERIFY THAT ALL EQUIPMENT PROVIDED IS SUITABLE FOR THE INTENDED USE. INSTALL ALL EQUIPMENT IN STRICT ACCORDANCE WITH THE MANUFACTURER'S WRITTEN INSTRUCTIONS.

35 ALL PLUMBING EQUIPMENT AND MATERIALS SHALL BE NEW AND IN FIRST CLASS CONDITION. ANY PLUMBING EQUIPMENT AND MATERIALS NOT FOUND IN NEW AND FIRST CLASS CONDITION DURING ON-SITE OBSERVATION TRIPS RISKS REJECTION AND REPLACEMENT WITH NEW AT NO ADDITIONAL COST TO THE OWNER.

36 ON-SITE TRAINING SHALL BE AVAILABLE FROM AUTHORIZED MANUFACTURER REPRESENTATIVES FOR ENROLLMENT BY ANYONE WHO WISHES TO LEARN ABOUT INSTALLATION, ADJUSTMENT, MAINTENANCE AND TROUBLESHOOTING THE NEW PLUMBING EQUIPMENT. O&M MANUALS, PRODUCT DATA SHEETS, DRAWINGS, CIRCUIT DIAGRAMS, WARRANTIES, ETC., SHALL BE BOUND IN A THREE-RING BINDER AND TURNED OVER TO THE OWNER BEFORE THE LAST APPLICATION FOR PAYMENT IS PROCESSED.

37 PLUMBING CONTRACTOR TO COORDINATE FINAL LAYOUTS OF UNDERGROUND PLUMBING PIPING WITH STRUCTURAL FOOTINGS PRIOR TO BEGINNING OF WORK.

38 THE PLUMBING CONTRACTOR SHALL PROVIDE "AS BUILT" DRAWINGS TO THE OWNER INCLUDING ALL SANITARY, WASTE & VENT, DOMESTIC WATER, EQUIPMENT DRAIN LINES, FIRE PROTECTION SYSTEMS, ETC. INCLUDING LOCATIONS OF DRAINS, CLEANOUTS AND RISERS. THE PLUMBING CONTRACTOR SHALL NOT VARY LINE SIZES OR LOCATIONS WITHOUT PRIOR APPROVAL OF THE ENGINEER; AND SHALL MAINTAIN AT THE JOBSITE A SET OF "RECORD" DRAWINGS TO BE MARKED WITH "AS BUILT" CONDITIONS AS THE PROJECT PROGRESSES. THIS SET OF RECORD DRAWINGS SHALL BE AVAILABLE FOR REVIEW AT THE OWNER'S, ENGINEER'S OR AUTHORITIES HAVING JURISDICTIONS' REQUEST.

REV.	DESCRIPTION	DATE

MARSHALLTOWN POLICE & FIRE HEADQUARTERS

909 SOUTH 2ND STREET
MARSHALLTOWN, IOWA 50518

REPRODUCTION – THIS DOCUMENT AND THE INFORMATION CONTAINED HEREIN MAY NOT BE REPRODUCED OR EXCERPTED FROM WITHOUT THE EXPRESS WRITTEN PERMISSION OF PROCHASKA & ASSOCIATES. UNAUTHORIZED COPYING, DISCLOSURE, OR CONSTRUCTION USE ARE PROHIBITED BY COPYRIGHT LAW. © COPYRIGHT 2017 PROCHASKA & ASSOCIATES, INC.

PLANNING ARCHITECTURE ENGINEERING
PROCHASKA & ASSOCIATES
INTERIORS & FACILITY MANAGEMENT

PLUMBING PLAN – APPARATUS BAY WING & PLUMBING SCHEDULES

Date:	07-31-2017 Project No. 160301
Designed By:	MPH/PJR
Drawn By:	PJR
Checked By:	MPH

M1.3

STORY CONSTRUCTION

Change Request Summary

PROJECT: **Marshalltown Police & Fire Station Headquarters**
Marshalltown, IA

CHANGE REQUEST NO.: **CR-014**

DATE: January 25, 2018

SUBJECT: ASI #001 Wood Door Type and Stain Modifications

PROPOSED CHANGE DESCRIPTION

1. BP 6-1: ASI #006 changed the wood door type from White Birch to Mahogany. It also changed the stain color from VT Architectural Wood Door Color Savanah to Ravine. This change has resulted in a price add from BP 06-1 Garling Construction as listed below.

SUMMARY OF COST BREAKDOWN:

BP#	Bid Package Name	Contractor	Amount
06-1	General	Garling Construction	$4,211.00
Total			**$4,211.00**

Story Construction Co. Contractor	**Prochaska & Associates** Designer	**City of Marshalltown** Owner
[ ] Recommend Acceptance	[X] Recommend Acceptance	[ ] Accepted
[ ] Do Not Recommend Acceptance	[ ] Do Not Recommend Acceptance	[ ] Not Accepted
[X] Other		
By: Mike Wolter	By: William R. Harris III	By:
Date: 1-25-18	Date: 2/2/18	Date:

cc: Field
File

GARLING CONSTRUCTION INC
1120 11TH STREET

BELLE PLAINE, IA 52208
(319) 444-3409

Change Order Request

01/15/2018

Project: Marshalltown Police Department & Fire Station

To: Jace Christensen
Story Construction
2810 Wakefield Circle
Ames, IA 50010
(515) 232-4358

Contract : 5450
Change Order: 002
Owner/GC CP:
Reference: ASI 006
Section:

RE: Revise Wood Doors from Birch to Mahogany

Requested By:

Respond By:

Scope of Work:
To revise the wood doors from the originally specified select white birch with a Savanah #SA07 finish to mahogany with a Ravine #RA07 finish as described in ASI 006:

Doors, Inc.	= $ 3,590.00
Garling OH & P for Supplier (15%)	= $ 538.50
Bond (2%)	= $ 82.57
Total (Actual)	= $ 4,211.07
Total (Rounded)	**= $ 4,211.00**

Signed: Kendall Meyeraan

Signed:

GARLING CONSTRUCTION INC

By:
Date: 01/15/2018

By:
Date:

QUOTE FOR MATERIAL AND/OR LABOR

DOORS INC
300 S.W. 6TH STREET
DES MOINES, IA 50309
PH: 515-288-8951
FX: 515-288-6212

DATE: 1/4/2018
QUOTE #: LOG #527
FORM ID: CHANGE REQUEST #3
ASI #006
CONTRACTOR: GARLING CONSTRUCTION
ATTENTION: KENDALL MEYERAAN

JOB NAME: MARSHALLTOWN POLICE AND FIRE STATION
JOB NUMBER: 17-10013

LOCATION: MARSHALLTOWN, IOWA

DESCRIPTION OF ADDITIONAL MATERIAL AND/OR LABOR:

ADDITIONAL COST TO CHANGE THE WOOD DOOR VENEER TO MAHOGANY

ESTIMATED COST OF ADDITIONAL MATERIAL AND/OR LABOR:
SALES TAX NOT INCLUDED $3,590.00

NOTE: WRITTEN AUTHORIZATION TO PROCEED IS NEEDED.
THANK YOU,

Hannah Anderson

Joel Greer, Mayor
Jessica Kinser, Administrator
Diana Steiner, Finance Director
24 North Center Street
Marshalltown, IA 50158-4911
Tel - (641) 754-5760
Fax - (641) 754-5781

FINANCE DEPARTMENT

February 8, 2018

To: Mayor Joel Greer
Members of the City Council

From: Diana Steiner, Finance Director

Re: FY19 Budget and Certification of taxes

Policy Issue: The Council must approve the FY19 budget documents but a public hearing is required first. Changes can still be made at the hearing as long as the expenses are lower than what was published in the newspaper. The adopted budget must be certified to the County Auditor by March 15, 2018.

Recommendation: Consider proposed budgets at the February 12, 2018 meeting and set public hearing for March 5, 2018 at 12 p.m. (noon). The publication notice of the public hearing must be not less than 10 days or more than 20 days before the hearing date.

Background: We have provided you the budget information that feeds into this budget document over the last 4 council meetings. Per your request, we have kept the property tax levy rate the same amount as this year and last year, which is $15.28158 per $1,000 of taxable property valuations. The following expenditures were added to be paid out of Local Option Sales Tax Council Designated funds per the last meeting:

1. Electronic devices for Council, including software license $14,392
2. Increasing the cash reserve by $158,683
3. General Fund deficit $14,840, rather than $35,000 as originally indicated

Please note that the budget documents include Marshalltown Water Works' (MWW) revenues of $4,738,193 and expenses of $4,365,718. These are included under the Proprietary column. See the attachment below for MWW's documents. If their public hearing on March 19th requires an adjustment, I will make that change to our budget documents before publishing in the newspaper and I will provide you the information as well.

City Council
Susan Cahill, Leon Lamer, Mike Gowdy,
Al Hoop, Bill Martin, Bethany Wirin

As indicated in prior meetings, the budget was developed on the following assumptions:

1. Negotiated step increases and cost-of-living adjustments of 2.65% for all non-temporary employees.
2. Projecting a health insurance increase of 5%, but will not implement unless our claims history necessitates it.
3. Construction on Police/Fire building will be completed in FY19.
4. The LEAD grant was not funded.
5. The backfill from the State continues to be funded.

Provided to you is the FY19 Proposed Budget and Tax Levy document which after adoption by the Council will be turned over to the County for certification. This gives us the authority to spend at maximum level based on the activity category before having to come back to Council for a budget amendment.

I have also provided Marshalltown Water Works budget, since it is incorporated into our budget.

The cash balance sheet has been updated with all the changes from past meetings.

I am providing an updated budget comparison report that shows our actual revenues and expenses for Fiscal Year 2017, our Re-estimated budget for Fiscal Year 2018, and our Fiscal Year 2019 Budget.

I am providing a Local Option Sales Tax spreadsheet that shows the projects that have been funded with this revenue with the distinction of whether it will be paid with Council Designated Funds, Property Tax Relief, or Capital Projects.

Attachment:
FY19 Proposed Budget and Tax Levy for City of Marshalltown including Water Works
FY19 Budget Marshalltown Water Works
Cash Balances by Fund
Budget Comparison Report FY17 to FY19

cc: Jessica Kinser, City Administrator

64-611

Adoption of Budget and Certification of City Taxes

FISCAL YEAR BEGINNING JULY 1, 2018 - ENDING JUNE 30, 2019

Resolution No.: _____

The City of: Marshalltown **County Name:** MARSHALL **Date Budget Adopted:** _____ (Date) xx/xx/xx

The below-signed certifies that the City Council, on the date stated above, lawfully approved the named resolution adopting a budget for next fiscal year, as summarized on this and the supporting pages.
Attached is Long Term Debt Schedule Form 703 which lists any and all of the debt service obligations of the City.

Telephone Number _____ Signature _____

County Auditor Date Stamp

January 1, 2017 Property Valuations

		With Gas & Electric		Without Gas & Electric	Last Official Census
Regular	2a	833,878,930	2b	750,406,892	27,552
DEBT SERVICE	3a	858,418,036	3b	774,945,998	
Ag Land	4a	4,683,585			

TAXES LEVIED

Code Sec.	Dollar Limit	Purpose		(A) Request with Utility Replacement		(B) Property Taxes Levied		(C) Rate
384.1	8.10000	Regular General levy	5	6,754,419		6,078,296	43	8.10000
(384)		Non-Voted Other Permissible Levies						
12(8)	0.67500	Contract for use of Bridge	6			0	44	0
12(10)	0.95000	Opr & Maint publicly owned Transit	7	256,481		230,810	45	0.30758
12(11)	Amt Nec	Rent, Ins. Maint of Civic Center	8	76,760		69,075	46	0.09205
12(12)	0.13500	Opr & Maint of City owned Civic Center	9			0	47	0
12(13)	0.06750	Planning a Sanitary Disposal Project	10			0	48	0
12(14)	0.27000	Aviation Authority (under sec.330A.15)	11			0	49	0
12(15)	0.06750	Levee Impr. fund in special charter city	13			0	51	0
12(17)	Amt Nec	Liability, property & self insurance costs	14	183,376		165,022	52	0.21991
12(21)	Amt Nec	Support of a Local Emerg.Mgmt.Comm.	462	29,608		26,647	465	0.03551
(384)		Voted Other Permissible Levies						
12(1)	0.13500	Instrumental/Vocal Music Groups	15	11,000		9,898	53	0.01319
12(2)	0.81000	Memorial Building	16			0	54	0
12(3)	0.13500	Symphony Orchestra	17			0	55	0
12(4)	0.27000	Cultural & Scientific Facilities	18			0	56	0
12(5)	As Voted	County Bridge	19			0	57	0
12(6)	1.35000	Missi or Missouri River Bridge Const.	20			0	58	0
12(9)	0.03375	Aid to a Transit Company	21			0	59	0
12(16)	0.20500	Maintain Institution received by gift/devise	22			0	60	0
12(18)	1.00000	City Emergency Medical District	463			0	466	0
12(20)	0.27000	Support Public Library	23	225,147		202,610	61	0.27000
28E.22	1.50000	Unified Law Enforcement	24			0	62	0
		Total General Fund Regular Levies (5 thru 24)	25	7,536,791		6,782,358		
384.1	3.00375	Ag Land	26	14,068		14,068	63	3.00375
		Total General Fund Tax Levies (25 + 26)	27	7,550,859		6,796,426		Do Not Add
		Special Revenue Levies						
384.8	0.27000	Emergency (if general fund at levy limit)	28	225,147		202,610	64	0.27000
384.6	Amt Nec	Police & Fire Retirement	29	1,180,865		1,062,659		1.41611
	Amt Nec	FICA & IPERS (if general fund at levy limit)	30			0		0
Rules	Amt Nec	Other Employee Benefits	31	2,531,406		2,278,010		3.03570
		Total Employee Benefit Levies (29,30,31)	32	3,712,271		3,340,669	65	4.45181
		Sub Total Special Revenue Levies (28+32)	33	3,937,418		3,543,279		
386	As Req	Valuation *With Gas & Elec* / *Without Gas & Elec*						
	SSMID 1	(A) (B)	34			0	66	0
	SSMID 2	(A) (B)	35			0	67	0
	SSMID 3	(A) (B)	36			0	68	0
	SSMID 4	(A) (B)	37			0	69	0
	SSMID 5	(A) (B)	555			0	565	0
	SSMID 6	(A) (B)	556			0	566	0
	SSMID 7	(A) (B)	1177			0	###	0
	SSMID 8	(A) (B)	1185			0	###	0
		Total Special Revenue Levies	39	3,937,418		3,543,279		
384.4	Amt Nec	**Debt Service Levy 76.10(6)**	40	726,674	40	656,015	70	0.84653
384.7	0.67500	**Capital Projects (Capital Improv. Reserve)**	41	562,868	41	506,525	71	0.67500
		Total Property Taxes (27+39+40+41)	42	12,777,819	42	11,502,245	72	15.28158

COUNTY AUDITOR - I certify the budget is in compliance with ALL the following:

Budgets that **DO NOT** meet **ALL** the criteria below are not statutorily compliant & must be returned to the city for correction.

_____ 1) The prescribed Notice of Public Hearing Budget Estimate (Form 631.1) was lawfully published, or posted if applicable, and notarized, filed proof was evidenced.
_____ 2) Budget hearing notices were published or posted not less than 10 days, nor more than 20 days, prior to the budget hearing.
_____ 3) Adopted property taxes do not exceed published or posted amounts.
_____ 4) Adopted expenditures do not exceed published or posted amounts in each of the nine program areas, or in total.
_____ 5) Number of the resolution adopting the budget has been included at the top of this form.
_____ 6) The budget file uploaded to the SUBMIT Area matched the paper copy certified by the city to this office.
_____ 7) The long term debt schedule (Form 703) shows sufficient payment amounts to pay the G.O. debt certified by the city to this office.

_____ (County Auditor)

Form FBW

Department of Management

Fund Balance Worksheet for City of **Marshalltown**

(1) *Annual Report FY 2017		General (A)	Special Rev (B)	TIF Special Rev (C)	Debt Serv (D)	Capt Proj (E)	Permanent (G)	Total Government (H)	Proprietary (I)	Grand Total (J)
Beginning Fund Balance July 1 (pg 5, line 134) *	1	3,494,520	9,609,264	760,218	82,335	2,578,184	0	16,524,521	17,332,020	33,856,541
Actual Revenues Except Beg Bal (pg 5, line 132) *	2	15,619,965	16,973,212	439,671	3,249,665	11,282,747	0	47,565,260	23,737,050	71,302,310
Actual Expenditures Except End Bal (pg 12, line 259) *	3	15,376,553	12,452,625	263,179	3,124,527	8,960,923	0	40,177,807	23,804,922	63,982,729
Ending Fund Balance June 30 (pg 12, line 261) *	4	3,737,932	14,129,851	936,710	207,473	4,900,008	0	23,911,974	17,264,148	41,176,122
(2) ** Re-Estimated FY 2018		General	Spec Rev	TIF Special Rev	Debt Serv	Capt Proj	Permanent	Tot Govt	Proprietary	Grand Total
Beginning Fund Balance	5	3,737,932	14,129,851	936,710	207,473	4,900,008	0	23,911,974	17,264,148	41,176,122
Re-Est Revenues	6	16,639,049	14,227,271	190,519	4,299,084	17,336,545	0	52,692,468	14,874,008	67,566,476
Re-Est Expenditures	7	16,872,407	16,515,974	675,394	4,424,418	14,811,147	0	53,299,340	14,850,387	68,149,727
Ending Fund Balance	8	3,504,574	11,841,148	451,835	82,139	7,425,406	0	23,305,102	17,287,769	40,592,871
(3) ** Budget FY 2019		General	Spec Rev	TIF Special Rev	Debt Serv	Capt Proj	Permanent	Tot Govt	Proprietary	Grand Total
Beginning Fund Balance	9	3,504,574	11,841,148	451,835	82,139	7,425,406	0	23,305,102	17,287,769	40,592,871
Revenues	10	16,163,888	12,226,387	842,649	4,169,648	2,325,481	0	35,728,053	20,410,879	56,138,932
Expenditures	11	15,879,705	13,541,105	844,200	4,113,282	9,254,179	0	43,632,471	17,455,910	61,088,381
Ending Fund Balance	12	3,788,757	10,526,430	450,284	138,505	496,708	0	15,400,684	20,242,738	35,643,422

* The figures in section (1) are taken from FORM F-66(IA-2) STATE OF IOWA FINANCIAL REPORT FOR FISCAL YEAR ENDED JUNE 30, 2017

** The remaining two sections are filled in by the software once ALL worksheets are completed.

Form EMC

CITY OF Marshalltown

As provided in Iowa Code Section 384.12, subsection 22, a city may levy the amount necessary in support of a local Emergency Management Commission. In addition to this individual levy, Emergency Management Commission support may also be included as part of the General Fund Levy. Iowa Code Section 29C.17, subsection 5 states that any support from cities or counties must be separately reported on tax statements issued by the county treasurer.

Input the amount of General Fund Levy request to be used

		Request with Utility Replacement (A)	Property Taxes Levied (B)
1	Portion of General Fund Levy Used for Emerg. Mgmt. Comm.		0
2	Support of a Local Emerg.Mgmt.Comm.	29,608	26,647
3	TOTAL FOR FISCAL YEAR 2018	29,608	26,647

Form 631 E P1

CITY OF Marshalltown

Department of Management

RE-ESTIMATED EXPENDITURES SCHEDULE PAGE 1

RE-ESTIMATED Fiscal Year Ending 2018 Fiscal Years

GOVERNMENT ACTIVITIES (A)	(B)	GENERAL (C)	SPECIAL REVENUE (D)	TIF SPECIAL REVENUES (E)	DEBT SERVICE (F)	CAPITAL PROJECTS (G)	PERMANENT (H)	PROPRIETARY (I)	RE-ESTIMATED 2018 (J)	ACTUAL 2017 (K)
PUBLIC SAFETY										
Police Department/Crime Prevention	1	6,000,845	1,025,784						7,026,629	5,906,559
Jail	2								0	0
Emergency Management	3	30,703							30,703	30,556
Flood Control	4	394							394	51,752
Fire Department	5	3,013,155	20,000						3,033,155	3,106,725
Ambulance	6								0	0
Building Inspections	7	425,687							425,687	402,379
Miscellaneous Protective Services	8								0	0
Animal Control	9	50,000							50,000	50,000
Other Public Safety	10	61,356							61,356	0
TOTAL *(lines 1 - 10)*	11	9,582,140	1,045,784				0		10,627,924	9,547,971
PUBLIC WORKS										
Roads, Bridges, & Sidewalks	12	960,340	1,357,177						2,317,517	1,222,489
Parking - Meter and Off-Street	13	54,778							54,778	47,885
Street Lighting	14	26,355	205,000						231,355	245,037
Traffic Control and Safety	15	153,159	159,930						313,089	199,033
Snow Removal	16	50,554	200,000						250,554	288,035
Highway Engineering	17	471,322	119,932						591,254	528,444
Street Cleaning	18		7,500						7,500	6,069
Airport ***(if not Enterprise)***	19	124,750	70,702						195,452	88,855
Garbage ***(if not Enterprise)***	20	116,063							116,063	114,637
Other Public Works	21	2,000	31,127						33,127	794,501
TOTAL *(lines 12 - 21)*	22	1,959,321	2,151,368				0		4,110,689	3,534,985
HEALTH & SOCIAL SERVICES										
Welfare Assistance	23								0	0
City Hospital	24								0	0
Payments to Private Hospitals	25								0	0
Health Regulation and Inspection	26		701,252						701,252	1,251,413
Water, Air, and Mosquito Control	27								0	0
Community Mental Health	28								0	0
Other Health and Social Services	29	40,661							40,661	38,674
TOTAL *(lines 23 - 29)*	30	40,661	701,252				0		741,913	1,290,087
CULTURE & RECREATION										
Library Services	31	1,227,575	23,700						1,251,275	1,290,286
Museum, Band and Theater	32	8,267							8,267	17,444
Parks	33	884,033	221,250						1,105,283	958,647
Recreation	34	524,420	7,595						532,015	494,754
Cemetery	35								0	0
Community Center, Zoo, & Marina	36	76,760							76,760	76,760
Other Culture and Recreation	37	57,470							57,470	69,234
TOTAL *(lines 31 - 37)*	38	2,778,525	252,545				0		3,031,070	2,907,125

Form 631 E P2

CITY OF Marshalltown

Department of Management

RE-ESTIMATED EXPENDITURES SCHEDULE PAGE 2

RE-ESTIMATED Fiscal Year Ending 2018

GOVERNMENT ACTIVITIES CONT. (A)	(B)	GENERAL (C)	SPECIAL REVENUES (D)	TIF SPECIAL REVENUES (E)	DEBT SERVICE (F)	CAPITAL PROJECTS (G)	PERMANENT (H)	PROPRIETARY (I)	Fiscal Years RE-ESTIMATED 2018 (J)	ACTUAL 2017 (K)
COMMUNITY & ECONOMIC DEVELOPMENT										
Community Beautification	39	15,317							15,317	12,724
Economic Development	40	37,265	75,000	212,937					325,202	79,719
Housing and Urban Renewal	41		1,435,662						1,435,662	1,330,892
Planning & Zoning	42	76,021	40,000						116,021	62,869
Other Com & Econ Development	43	274,000	78,568						352,568	344,914
	44									
TOTAL *(lines 39 - 44)*	45	402,603	1,629,230	212,937			0		2,244,770	1,831,118
GENERAL GOVERNMENT										
Mayor, Council, & City Manager	46	160,584	44,770						205,354	165,209
Clerk, Treasurer, & Finance Adm.	47	759,170							759,170	1,154,343
Elections	48	26,000							26,000	0
Legal Services & City Attorney	49	87,000							87,000	74,690
City Hall & General Buildings	50	305,984							305,984	80,225
Tort Liability	51								0	0
Other General Government	52	564,075							564,075	4,376
TOTAL *(lines 46 - 52)*	53	1,902,813	44,770	0			0		1,947,583	1,478,843
DEBT SERVICE	54				4,424,418				4,424,418	3,124,527
Gov Capital Projects	55		70,181			14,116,921			14,187,102	6,608,920
TIF Capital Projects	56								0	0
TOTAL CAPITAL PROJECTS	57	0	70,181	0		14,116,921	0		14,187,102	6,608,920
TOTAL Governmental Activities Expenditures *(lines 11+22+30+38+44+52+53+54)*	58	16,666,063	5,895,130	212,937	4,424,418	14,116,921	0		41,315,469	30,323,576
BUSINESS TYPE ACTIVITIES **Proprietary: Enterprise & Budgeted ISF**										
Water Utility	59							4,651,938	4,651,938	2,494,278
Sewer Utility	60							4,022,952	4,022,952	3,469,478
Electric Utility	61								0	0
Gas Utility	62								0	0
Airport	63								0	0
Landfill/Garbage	64								0	69,959
Transit	65							648,709	648,709	678,722
Cable TV, Internet & Telephone	66								0	0
Housing Authority	67								0	0
Storm Water Utility	68							522,185	522,185	508,454
Other Business Type (city hosp., ISF, parking, etc.)	69							137,923	137,923	44,470
Enterprise DEBT SERVICE	70							2,631,880	2,631,880	3,357,511
Enterprise CAPITAL PROJECTS	71							2,159,800	2,159,800	11,665,051
Enterprise **TIF** CAPITAL PROJECTS	72								0	0
TOTAL BUSINESS TYPE EXPENDITURES *(lines 56 - 68)*	73							14,775,387	14,775,387	22,287,923
TOTAL ALL EXPENDITURES *(lines 58+74)*	74	16,666,063	5,895,130	212,937	4,424,418	14,116,921	0	14,775,387	56,090,856	52,611,499
Regular Transfers Out	75	206,344	10,620,844			694,226		75,000	11,596,414	10,621,704
Internal **TIF** Loan Transfers Out	76			462,457					462,457	749,526
Total ALL Transfers Out	77	206,344	10,620,844	462,457	0	694,226	0	75,000	12,058,871	11,371,230
Total Expenditures and Other Fin Uses (lines 73+74)	78	16,872,407	16,515,974	675,394	4,424,418	14,811,147	0	14,850,387	68,149,727	63,982,729
Ending Fund Balance June 30	79	3,504,574	11,841,148	451,835	82,139	7,425,406	0	17,287,769	40,592,871	41,176,122

THE USE OF THE CONTINUING APPROPRIATION IS VOLUNTARY. SUCH EXPENDITURES DO NOT REQUIRE AN AMENDMENT. HOWEVER THE ORIGINAL AMOUNT OF THE CAPITAL PROJECT MUST HAVE APPEARED ON A PREVIOUS YEAR'S BUDGET TO OBTAIN THE SPENDING AUTHORITY. THE CONTINUING APPROPRIATION CAN NOT BE FOR A YEAR PRIOR TO THE ACTUAL YEAR. CONTINUING APPROPRIATIONS END WITH THE ACTUAL YEAR. SEE INSTRUCTIONS.

Form 631.D

CITY OF **Marshalltown**

Department of Management

RE-ESTIMATED REVENUES DETAIL

RE-ESTIMATED Fiscal Year Ending 2018 **Fiscal Years**

(A)	(B)	GENERAL (C)	SPECIAL REVENUES (D)	TIF SPECIAL REVENUES (E)	DEBT SERVICE (F)	CAPITAL PROJECTS (G)	PERMANENT (H)	PROPRIETARY (I)	RE-ESTIMATED 2018 (J)	ACTUAL 2017 (K)
REVENUES & OTHER FINANCING SOURCES										
Taxes Levied on Property	1	6,684,044	1,528,621		2,720,039	503,663			11,436,367	11,097,277
Less: Uncollected Property Taxes - Levy Year	2								0	0
Net Current Property Taxes *(line 1 minus line 2)*	3	6,684,044	1,528,621		2,720,039	503,663			11,436,367	11,097,277
Delinquent Property Taxes	4								0	1,509
TIF Revenues	5			185,519					185,519	439,671
Other City Taxes:										
Utility Tax Replacement Excise Taxes	6	652,700	149,592		264,266	49,290			1,115,848	938,661
Utility francise tax ***(Iowa Code Chapter 364.2)***	7	209,000							209,000	218,958
Parimutuel wager tax	8								0	0
Gaming wager tax	9								0	0
Mobile Home Taxes	10								0	13,612
Hotel/Motel Taxes	11	432,000							432,000	514,797
Other ***Local Option Taxes***	12		3,700,000						3,700,000	4,695,343
Subtotal - Other City Taxes *(lines 6 thru 12)*	13	1,293,700	3,849,592		264,266	49,290			5,456,848	6,381,371
Licenses & Permits	***14***	262,375						6,400	268,775	258,599
Use of Money & Property	***15***	159,170	54,454	5,000	3,000	76,524		150,924	449,072	334,367
Intergovernmental:										
Federal Grants & Reimbursements	***16***		2,341,868			1,421,334		305,096	4,068,298	4,113,806
Road Use Taxes	***17***		3,400,000						3,400,000	3,420,432
Other State Grants & Reimbursements	***18***	423,712	115,782		107,564	279,435		180,000	1,106,493	1,284,257
Local Grants & Reimbursements	***19***	411,236	108,800			120,000			640,036	705,871
Subtotal - Intergovernmental *(lines 16 thru 19)*	20	834,948	5,966,450	0	107,564	1,820,769		485,096	9,214,827	9,524,366
Charges for Fees & Service:										
Water Utility	21							4,690,722	4,690,722	3,936,521
Sewer Utility	22							7,157,500	7,157,500	8,337,384
Electric Utility	23								0	0
Gas Utility	24								0	0
Parking	25	50,000							50,000	59,424
Airport	26	6,000							6,000	5,612
Landfill/Garbage	27	150,000							150,000	227,652
Hospital	28								0	0
Transit	29							83,000	83,000	69,035
Cable TV, Internet & Telephone	30								0	0
Housing Authority	31								0	0
Storm Water Utility	32							1,475,000	1,475,000	0
Other Fees & Charges for Service	33	702,635	1,145					106,109	809,889	858,311
Subtotal - Charges for Service *(lines 21 thru 33)*	34	908,635	1,145		0	0	0	13,512,331	14,422,111	13,493,939
Special Assessments	35					11,000			11,000	10,406
Miscellaneous	***36***	36,584	351,859			512,664		140,750	1,041,857	1,039,146
Other Financing Sources:										
Regular Operating Transfers In	37	6,408,078	2,475,150		900,000	1,625,908		187,278	11,596,414	10,621,704
Internal **TIF** Loan Transfers In	38	51,515			304,215	106,727			462,457	749,526
Subtotal ALL Operating Transfers In	39	6,459,593	2,475,150	0	1,204,215	1,732,635	0	187,278	12,058,871	11,371,230
Proceeds of Debt *(Excluding TIF Internal Borrowing*	40					12,630,000		391,229	13,021,229	17,192,158
Proceeds of Capital Asset Sales	41								0	158,271
Subtotal-Other Financing Sources *(lines 36 thru 38)*	42	6,459,593	2,475,150	0	1,204,215	14,362,635	0	578,507	25,080,100	28,721,659
Total Revenues except for beginning fund balance *(lines 3, 4, 5, 12, 13, 14, 19, 33, 34, 35, & 39)*	43	16,639,049	14,227,271	190,519	4,299,084	17,336,545	0	14,874,008	67,566,476	71,302,310
Beginning Fund Balance July 1	44	3,737,932	14,129,851	936,710	207,473	4,900,008	0	17,264,148	41,176,122	33,856,541
TOTAL REVENUES & BEGIN BALANCE *(lines 41+42)*	45	20,376,981	28,357,122	1,127,229	4,506,557	22,236,553	0	32,138,156	108,742,598	105,158,851

Form 631 A P1

CITY OF **Marshalltown**

Department of Management

EXPENDITURES SCHEDULE PAGE 1

Fiscal Year Ending 2019 — Fiscal Years

GOVERNMENT ACTIVITIES (A)	(B)	GENERAL (C)	SPECIAL REVENUES (D)	TIF SPECIAL REVENUES (E)	DEBT SERVICE (F)	CAPITAL PROJECTS (G)	PERMANENT (H)	PROPRIETARY (I)	BUDGET 2019 (J)	RE-ESTIMATED 2018 (K)	ACTUAL 2017 (L)
PUBLIC SAFETY											
Police Department/Crime Prevention	1	5,096,988	190,905						5,287,893	7,026,629	5,906,559
Jail	2								0	0	0
Emergency Management	3	31,283							31,283	30,703	30,556
Flood Control	4	394							394	394	51,752
Fire Department	5	3,140,272	5,000						3,145,272	3,033,155	3,106,725
Ambulance	6								0	0	0
Building Inspections	7	446,408							446,408	425,687	402,379
Miscellaneous Protective Services	8								0	0	0
Animal Control	9	50,000							50,000	50,000	50,000
Other Public Safety	10	120,659							120,659	61,356	0
TOTAL *(lines 1 - 10)*	11	8,886,004	195,905				0		9,081,909	10,627,924	9,547,971
PUBLIC WORKS											
Roads, Bridges, & Sidewalks	12	963,978	1,639,507						2,603,485	2,317,517	1,222,489
Parking - Meter and Off-Street	13	52,012							52,012	54,778	47,885
Street Lighting	14	26,945	205,000						231,945	231,355	245,037
Traffic Control and Safety	15	156,694	148,740						305,434	313,089	199,033
Snow Removal	16	50,554	200,000						250,554	250,554	288,035
Highway Engineering	17	444,341	133,132						577,473	591,254	528,444
Street Cleaning	18		10,000						10,000	7,500	6,069
Airport ***(if not Enterprise)***	19	80,450							80,450	195,452	88,855
Garbage ***(if not Enterprise)***	20	116,063							116,063	116,063	114,637
Other Public Works	21	2,000							2,000	33,127	794,501
TOTAL *(lines 12 - 21)*	22	1,893,037	2,336,379				0		4,229,416	4,110,689	3,534,985
HEALTH & SOCIAL SERVICES											
Welfare Assistance	23								0	0	0
City Hospital	24								0	0	0
Payments to Private Hospitals	25								0	0	0
Health Regulation and Inspection	26		2,070						2,070	701,252	1,251,413
Water, Air, and Mosquito Control	27								0	0	0
Community Mental Health	28								0	0	0
Other Health and Social Services	29	40,661							40,661	40,661	38,674
TOTAL *(lines 23 - 29)*	30	40,661	2,070				0		42,731	741,913	1,290,087
CULTURE & RECREATION											
Library Services	31	1,267,307	32,600						1,299,907	1,251,275	1,290,286
Museum, Band and Theater	32	11,000							11,000	8,267	17,444
Parks	33	983,744	44,232						1,027,976	1,105,283	958,647
Recreation	34	519,164	7,551						526,715	532,015	494,754
Cemetery	35								0	0	0
Community Center, Zoo, & Marina	36	76,760							76,760	76,760	76,760
Other Culture and Recreation	37	40,270							40,270	57,470	69,234
TOTAL *(lines 31 - 37)*	38	2,898,245	84,383				0		2,982,628	3,031,070	2,907,125

Form 631 A P2

CITY OF Marshalltown

Department of Management

EXPENDITURES SCHEDULE PAGE 2

Fiscal Year Ending 2019 — Fiscal Years

GOVERNMENT ACTIVITIES CONT. (A)	(B)	GENERAL (C)	SPECIAL REVENUES (D)	TIF SPECIAL REVENUES (E)	DEBT SERVICE (F)	CAPITAL PROJECTS (G)	PERMANENT (H)	PROPRIETARY (I)	BUDGET 2019 (J)	RE-ESTIMATED 2018 (K)	ACTUAL 2017 (L)
COMMUNITY & ECONOMIC DEVELOPMENT											
Community Beautification	39	20,472							20,472	15,317	12,724
Economic Development	40	40,000		275,350					315,350	325,202	79,719
Housing and Urban Renewal	41		1,444,155						1,444,155	1,435,662	1,330,892
Planning & Zoning	42	74,724							74,724	116,021	62,869
Other Com & Econ Development	43	309,540	76,582						386,122	352,568	344,914
	44										
TOTAL *(lines 39 - 44)*	45	444,736	1,520,737	275,350			0		2,240,823	2,244,770	1,831,118
GENERAL GOVERNMENT											
Mayor, Council, & City Manager	46	184,793	14,392						199,185	205,354	165,209
Clerk, Treasurer, & Finance Adm.	47	702,468							702,468	759,170	1,154,343
Elections	48								0	26,000	0
Legal Services & City Attorney	49	87,000							87,000	87,000	74,690
City Hall & General Buildings	50	72,625							72,625	305,984	80,225
Tort Liability	51								0	0	0
Other General Government	52	402,153							402,153	564,075	4,376
TOTAL *(lines 46 - 52)*	53	1,449,039	14,392	0			0		1,463,431	1,947,583	1,478,843
DEBT SERVICE	54				4,113,282				4,113,282	4,424,418	3,124,527
Gov Capital Projects	55					8,340,000			8,340,000	14,187,102	6,608,920
TIF Capital Projects	56					163,250			163,250	0	0
TOTAL CAPITAL PROJECTS	57	0	0	0		8,503,250	0		8,503,250	14,187,102	6,608,920
TOTAL Government Activities Expenditures *(lines 11+22+30+38+45+53+54+57)*	58	15,611,722	4,153,866	275,350	4,113,282	8,503,250	0		32,657,470	41,315,469	30,323,576
BUSINESS TYPE ACTIVITIES **Proprietary: Enterprise & Budgeted ISF**											
Water Utility	59							4,365,718	4,365,718	4,651,938	2,494,278
Sewer Utility	60							6,016,436	6,016,436	4,022,952	3,469,478
Electric Utility	61								0	0	0
Gas Utility	62								0	0	0
Airport	63								0	0	0
Landfill/Garbage	64								0	0	69,959
Transit	65							749,585	749,585	648,709	678,722
Cable TV, Internet & Telephone	66								0	0	0
Housing Authority	67								0	0	0
Storm Water Utility	68							2,167,731	2,167,731	522,185	508,454
Other Business Type (city hosp., ISF, parking, etc.)	**69**							122,502	122,502	137,923	44,470
Enterprise DEBT SERVICE	70							2,633,938	2,633,938	2,631,880	3,357,511
Enterprise CAPITAL PROJECTS	71							1,400,000	1,400,000	2,159,800	11,665,051
Enterprise **TIF** CAPITAL PROJECTS	72								0	0	0
TOTAL Business Type Expenditures *(lines 59 - 73)*	73							17,455,910	17,455,910	14,775,387	22,287,923
TOTAL ALL EXPENDITURES *(lines 58+74)*	74	15,611,722	4,153,866	275,350	4,113,282	8,503,250	0	17,455,910	50,113,380	56,090,856	52,611,499
Regular Transfers Out	75	267,983	9,387,239			750,929			10,406,151	11,596,414	10,621,704
Internal **TIF** Loan / Repayment Transfers Out	76			568,850					568,850	462,457	749,526
Total ALL Transfers Out	77	267,983	9,387,239	568,850	0	750,929	0	0	10,975,001	12,058,871	11,371,230
Total Expenditures & Fund Transfers Out (lines 75+78)	78	15,879,705	13,541,105	844,200	4,113,282	9,254,179	0	17,455,910	61,088,381	68,149,727	63,982,729
Ending Fund Balance June 30	79	3,788,757	10,526,430	450,284	138,505	496,708	0	20,242,738	35,643,422	40,592,871	41,176,122

* A continuing appropriation is the unexpended budgeted amount from a prior year's capital project. The entry is made on the Con Approps page that must accompany the budget forms if used. SEE INSTRUCTIONS FOR USE.

Form 631 B

CITY OF **Marshalltown**

Department of Management

The last two columns will fill in once the Re-Est forms are completed

REVENUES DETAIL

Fiscal Year Ending 2019

(A)	(B)	GENERAL (C)	SPECIAL REVENUES (D)	TIF SPECIAL REVENUES (E)	DEBT SERVICE (F)	CAPITAL PROJECTS (G)	PERMANENT (H)	PROPRIETARY (I)	Fiscal Years BUDGET 2019 (J)	RE-ESTIMATED 2018 (K)	ACTUAL 2017 (L)
REVENUES & OTHER FINANCING SOURCES											
Taxes Levied on Property	1	6,796,426	3,543,279		656,015	506,525			11,502,245	11,436,367	11,097,277
Less: Uncollected Property Taxes - Levy Year	2								0	0	0
Net Current Property Taxes *(line 1 minus line 2)*	3	6,796,426	3,543,279		656,015	506,525			11,502,245	11,436,367	11,097,277
Delinquent Property Taxes	4								0	0	1,509
TIF Revenues	5			837,649					837,649	185,519	439,671
Other City Taxes:											
Utility Tax Replacement Excise Taxes	6	754,433	394,139		70,659	56,343			1,275,574	1,115,848	938,661
Utility franchise tax ***(Iowa Code Chapter 364.2)***	7	209,000							209,000	209,000	218,958
Parimutuel wager tax	8								0	0	0
Gaming wager tax	9								0	0	0
Mobile Home Taxes	10								0	0	13,612
Hotel/Motel Taxes	11	462,000							462,000	432,000	514,797
Other ***Local Option Taxes***	12		3,100,000						3,100,000	3,700,000	4,695,343
Subtotal - Other City Taxes *(lines 6 thru 12)*	13	1,425,433	3,494,139		70,659	56,343			5,046,574	5,456,848	6,381,371
Licenses & Permits	***14***	247,375						6,400	253,775	268,775	258,599
Use of Money & Property	***15***	159,170	53,932	5,000	1,001	23,025		144,600	386,728	449,072	334,367
Intergovernmental:											
Federal Grants & Reimbursements	***16***		1,484,553			543,405		579,996	2,607,954	4,068,298	4,113,806
Road Use Taxes	***17***		3,400,000						3,400,000	3,400,000	3,420,432
Other State Grants & Reimbursements	***18***	416,178	139,437	0	24,998	19,933		180,000	780,546	1,106,493	1,284,257
Local Grants & Reimbursements	***19***	55,966	38,247						94,213	640,036	705,871
Subtotal - Intergovernmental *(lines 16 thru 19)*	20	472,144	5,062,237	0	24,998	563,338		759,996	6,882,713	9,214,827	9,524,366
Charges for Fees & Service:											
Water Utility	21							4,702,093	4,702,093	4,690,722	3,936,521
Sewer Utility	22							7,157,500	7,157,500	7,157,500	8,337,384
Electric Utility	23								0	0	0
Gas Utility	24								0	0	0
Parking	25	50,000							50,000	50,000	59,424
Airport	26	6,000							6,000	6,000	5,612
Landfill/Garbage	27	150,000							150,000	150,000	227,652
Hospital	28								0	0	0
Transit	29							83,000	83,000	83,000	69,035
Cable TV, Internet & Telephone	30								0	0	0
Housing Authority	31								0	0	0
Storm Water Utility	32							1,475,000	1,475,000	1,475,000	0
Other Fees & Charges for Service	33	683,335	25					106,109	789,469	809,889	858,311
Subtotal - Charges for Service *(lines 21 thru 33)*	34	889,335	25		0	0	0	13,523,702	14,413,062	14,422,111	13,493,939
Special Assessments	35					10,000			10,000	11,000	10,406
Miscellaneous	***36***	35,710	72,775			3,000		149,700	261,185	1,041,857	1,039,146
Other Financing Sources:											
Regular Operating Transfers In	37	6,098,295			3,051,375	1,000,000		256,481	10,406,151	11,596,414	10,621,704
Internal **TIF** Loan Transfers In	38	40,000			365,600	163,250			568,850	462,457	749,526
Subtotal ALL Operating Transfers In	39	6,138,295	0	0	3,416,975	1,163,250	0	256,481	10,975,001	12,058,871	11,371,230
Proceeds of Debt *(Excluding TIF Internal Borrowing)*	40							5,570,000	5,570,000	13,021,229	17,192,158
Proceeds of Capital Asset Sales	41								0	0	158,271
Subtotal-Other Financing Sources *(lines 38 thru 40)*	42	6,138,295	0	0	3,416,975	1,163,250	0	5,826,481	16,545,001	25,080,100	28,721,659
Total Revenues except for beginning fund balance *(lines 3, 4, 5, 13, 14, 15, 20, 34, 35, 36, & 41)*	43	16,163,888	12,226,387	842,649	4,169,648	2,325,481	0	20,410,879	56,138,932	67,566,476	71,302,310
Beginning Fund Balance July 1	44	3,504,574	11,841,148	451,835	82,139	7,425,406	0	17,287,769	40,592,871	41,176,122	33,856,541
TOTAL REVENUES & BEGIN BALANCE *(lines 42+43)*	45	19,668,462	24,067,535	1,294,484	4,251,787	9,750,887	0	37,698,648	96,731,803	108,742,598	105,158,851

Form 635.2A

Department of Management

CITY OF Marshalltown

ADOPTED BUDGET SUMMARY

YEAR ENDED JUNE 30, 2019

Fiscal Years

(A)	(B)	GENERAL (C)	SPECIAL REVENUES (D)	TIF SPECIAL REVENUES (E)	DEBT SERVICE (F)	CAPITAL PROJECTS (G)	PERMANENT (H)	PROPRIETARY (I)	BUDGET 2019 (J)	RE-ESTIMATED 2018 (K)	ACTUAL 2017 (L)
Revenues & Other Financing Sources											
Taxes Levied on Property	1	6,796,426	3,543,279		656,015	506,525			11,502,245	11,436,367	11,097,277
Less: Uncollected Property Taxes-Levy Year	2	0	0		0	0			0	0	0
Net Current Property Taxes	3	6,796,426	3,543,279		656,015	506,525			11,502,245	11,436,367	11,097,277
Delinquent Property Taxes	4	0	0		0	0			0	0	1,509
TIF Revenues	5			837,649					837,649	185,519	439,671
Other City Taxes	6	1,425,433	3,494,139		70,659	56,343			5,046,574	5,456,848	6,381,371
Licenses & Permits	7	247,375	0					6,400	253,775	268,775	258,599
Use of Money and Property	8	159,170	53,932	5,000	1,001	23,025	0	144,600	386,728	449,072	334,367
Intergovernmental	9	472,144	5,062,237	0	24,998	563,338		759,996	6,882,713	9,214,827	9,524,366
Charges for Fees & Service	10	889,335	25		0	0	0	13,523,702	14,413,062	14,422,111	13,493,939
Special Assessments	11	0	0		0	10,000		0	10,000	11,000	10,406
Miscellaneous	12	35,710	72,775		0	3,000	0	149,700	261,185	1,041,857	1,039,146
Sub-Total Revenues	13	10,025,593	12,226,387	842,649	752,673	1,162,231	0	14,584,398	39,593,931	42,486,376	42,580,651
Other Financing Sources:											
Total Transfers In	14	6,138,295	0	0	3,416,975	1,163,250	0	256,481	10,975,001	12,058,871	11,371,230
Proceeds of Debt	15	0	0	0	0	0		5,570,000	5,570,000	13,021,229	17,192,158
Proceeds of Capital Asset Sales	16	0	0	0	0	0	0	0	0	0	158,271
Total Revenues and Other Sources	17	16,163,888	12,226,387	842,649	4,169,648	2,325,481	0	20,410,879	56,138,932	67,566,476	71,302,310
Expenditures & Other Financing Uses											
Public Safety	18	8,886,004	195,905	0			0		9,081,909	10,627,924	9,547,971
Public Works	19	1,893,037	2,336,379	0			0		4,229,416	4,110,689	3,534,985
Health and Social Services	20	40,661	2,070	0			0		42,731	741,913	1,290,087
Culture and Recreation	21	2,898,245	84,383	0			0		2,982,628	3,031,070	2,907,125
Community and Economic Development	22	444,736	1,520,737	275,350			0		2,240,823	2,244,770	1,831,118
General Government	23	1,449,039	14,392	0			0		1,463,431	1,947,583	1,478,843
Debt Service	24	0	0	0	4,113,282		0		4,113,282	4,424,418	3,124,527
Capital Projects	25	0	0	0		8,503,250	0		8,503,250	14,187,102	6,608,920
Total Government Activities Expenditures	26	15,611,722	4,153,866	275,350	4,113,282	8,503,250	0		32,657,470	41,315,469	30,323,576
Business Type Proprietray: Enterprise & ISF	27							17,455,910	17,455,910	14,775,387	22,287,923
Total Gov & Bus Type Expenditures	28	15,611,722	4,153,866	275,350	4,113,282	8,503,250	0	17,455,910	50,113,380	56,090,856	52,611,499
Total Transfers Out	29	267,983	9,387,239	568,850	0	750,929	0	0	10,975,001	12,058,871	11,371,230
Total ALL Expenditures/Fund Transfers Out	30	15,879,705	13,541,105	844,200	4,113,282	9,254,179	0	17,455,910	61,088,381	68,149,727	63,982,729
Excess Revenues & Other Sources Over	31										
(Under) Expenditures/Transfers Out	32	284,183	-1,314,718	-1,551	56,366	-6,928,698	0	2,954,969	-4,949,449	-583,251	7,319,581
Beginning Fund Balance July 1	33	3,504,574	11,841,148	451,835	82,139	7,425,406	0	17,287,769	40,592,871	41,176,122	33,856,541
Ending Fund Balance June 30	34	3,788,757	10,526,430	450,284	138,505	496,708	0	20,242,738	35,643,422	40,592,871	41,176,122

Form 703

Department of Management

LONG TERM DEBT SCHEDULE
GENERAL OBLIGATION BONDS, TIF BONDS, REVENUE BONDS, LOANS, LEASE-PURCHASE PAYMENTS

City Name: **Marshalltown**

Fiscal Year
2019

	Debt Name (A)	Amount of Issue (B)	Type of Debt Obligation (C)	Date Certified to County Auditor (D)	Debt Resolution Number (E)	Principal Due FY 2019 (F)	Interest Due FY 2019 +(G)	Bond Reg./ Paying Agent Fees Due FY 2019 +(H)	Total Obligation Due FY 2019 =(I)	Paid from Funds OTHER THAN Current Year Debt Service Taxes =-(J)	Amount Paid Current Year Debt Service Levy =(K)
(1)			NO SELECTION						0		0
(2)	31127: 2011A General Obligation Bonds	7,200,000	GO	04/01/11	2011-050	395,000	110,218	500	505,718	505,718	0
(3)	31128: 2011B General Obligation Bonds	2,380,000	GO	10/26/11	2011-186	150,000	36,075	500	186,575	78,183	108,392
(4)	31129: 2012A General Obligation Bonds	5,000,000	GO	04/12/12	2012-055	400,000	74,938	500	475,438	210,850	264,588
(5)	31130: 2012B Crossover advance funding (2008B)	3,080,000	GO	04/24/12	2012-056	345,000	27,670	500	373,170		373,170
(6)	31131: 2013A Essential Corporate Purpose Bond	5,600,000	GO	03/12/13	2013-034	970,000	62,925	500	1,033,425		1,033,425
(7)	31132: 2014 General Obligation Bonds	2,225,000	GO	12/30/14	2014-158	275,000	31,700	500	307,200		307,200
(8)	31133: Software Loan Payable (911)	67,463	NON - GO			10,275			10,275	10,275	0
(9)	31134: 2015 General Obligation Corporate Purpose Bonds	2,000,000	GO	11/24/15	2015-193	250,000	41,988	500	292,488	74,186	218,302
(10)	Fire Truck zero interest loan	142,430	GO	1/5/2018	2016-189	56,972			56,972	0	56,972
(11)	31135: 2016A General Obligation Bonds	5,000,000	GO	7/25/16	2016-147	325,000	86,800	500	412,300	207,900	204,400
(12)	31136: 2016B General Obligation Bonds (Pol/Fire Bldg)	4,780,000	GO	11/14/16	2016-228	220,000	74,000	500	294,500		294,500
(13)	31137 2017A General Obligation Bonds (Pol&Fire Bldg)	12,720,000	GO	9/29/17	2017-246	535,000	381,600	500	917,100		917,100
(14)			NO SELECTION						0		0
(15)			NO SELECTION						0		0
(16)			NO SELECTION						0		0
(17)	52011: 2012 Sewer Revenue Bond and Refunding	4,595,000	NON - GO		2012-087	532,000	41,074	500	573,574	573,574	0
(18)	52012: 2013 Sewer Revenue Improvement	3,700,000	NON - GO		2013-096	243,000	54,518	500	298,018	298,018	0
(19)	59006: 2014 Sewer Revenue Improvement	5,500,000	NON - GO		2014-077	334,000	123,395	500	457,895	457,895	0
(20)	59007: 2015 Sewer Revenue Improvement	6,000,000	NON - GO		2015-128	355,000	133,343	500	488,843	488,843	0
(21)			NO SELECTION						0		0
(22)	52012012: Performance Edge Loan Payable	700,000	NON - GO			100,959	3,531		104,490	104,490	0
(23)			NO SELECTION						0		0
(24)			NO SELECTION						0		0
(25)	Property Tax relief 78% times $3.1 million=2,418,000		NO SELECTION						0	2,418,000	-2,418,000
(26)	Prop Tax Relief Cash Balance		NO SELECTION						0	633,375	-633,375
(27)			NO SELECTION						0		0
(28)			NO SELECTION						0		0
(29)			NO SELECTION						0		0
(30)			NO SELECTION						0		0
				TOTALS		5,497,206	1,283,775	7,000	6,787,981	6,061,307	726,674

Form 631.1 Department of Management

NOTICE OF PUBLIC HEARING
BUDGET ESTIMATE

FISCAL YEAR BEGINNING JULY 1, 2018 - ENDING JUNE 30, 2019

City of **Marshalltown**, Iowa

The City Council will conduct a public hearing on the proposed Budget at City Council Chambers

on 3/5/2018 *at* 12:00 pm

(Date) xx/xx/xx *(hour)*

The Budget Estimate Summary of proposed receipts and expenditures is shown below.
Copies of the the detailed proposed Budget may be obtained or viewed at the offices of the Mayor, City Clerk, and at the Library.

The estimated Total tax levy rate per $1000 valuation on regular property . . . . . $ 15.28158

The estimated tax levy rate per $1000 valuation on Agricultural land is . . . . . $ 3.00375

At the public hearing, any resident or taxpayer may present objections to, or arguments in favor of, any part of the proposed budget.

641-754-5760
phone number

Diana Steiner, Finance Director
City Clerk/Finance Officer's NAME

		Budget FY 2019	Re-estimated FY 2018	Actual FY 2017
		(a)	(b)	(c)
Revenues & Other Financing Sources				
Taxes Levied on Property	1	11,502,245	11,436,367	11,097,277
Less: Uncollected Property Taxes-Levy Year	2	0	0	0
Net Current Property Taxes	**3**	11,502,245	11,436,367	11,097,277
Delinquent Property Taxes	4	0	0	1,509
TIF Revenues	5	837,649	185,519	439,671
Other City Taxes	6	5,046,574	5,456,848	6,381,371
Licenses & Permits	7	253,775	268,775	258,599
Use of Money and Property	8	386,728	449,072	334,367
Intergovernmental	9	6,882,713	9,214,827	9,524,366
Charges for Fees & Service	10	14,413,062	14,422,111	13,493,939
Special Assessments	11	10,000	11,000	10,406
Miscellaneous	12	261,185	1,041,857	1,039,146
Other Financing Sources	13	5,570,000	13,021,229	17,350,429
Transfers In	14	10,975,001	12,058,871	11,371,230
Total Revenues and Other Sources	**15**	56,138,932	67,566,476	71,302,310
Expenditures & Other Financing Uses				
Public Safety	16	9,081,909	10,627,924	9,547,971
Public Works	17	4,229,416	4,110,689	3,534,985
Health and Social Services	18	42,731	741,913	1,290,087
Culture and Recreation	19	2,982,628	3,031,070	2,907,125
Community and Economic Development	20	2,240,823	2,244,770	1,831,118
General Government	21	1,463,431	1,947,583	1,478,843
Debt Service	22	4,113,282	4,424,418	3,124,527
Capital Projects	23	8,503,250	14,187,102	6,608,920
Total Government Activities Expenditures	24	32,657,470	41,315,469	30,323,576
Business Type / Enterprises	25	17,455,910	14,775,387	22,287,923
Total ALL Expenditures	**26**	50,113,380	56,090,856	52,611,499
Transfers Out	27	10,975,001	12,058,871	11,371,230
Total ALL Expenditures/Transfers Out	**28**	61,088,381	68,149,727	63,982,729
Excess Revenues & Other Sources Over (Under) Expenditures/Transfers Out	**29**	-4,949,449	-583,251	7,319,581
Beginning Fund Balance July 1	30	40,592,871	41,176,122	33,856,541
Ending Fund Balance June 30	**31**	35,643,422	40,592,871	41,176,122

NOTICE OF PUBLIC HEARING
Budget Estimate

Marshalltown Water Works
(Name of Enterprise)

The Marshalltown Water Works Board of Trustees will conduct a public hearing on
(Governing Board)

the proposed Fiscal year 2019 budget at 205 E. State St.
(specify fiscal or calender) (xxxx/xxxx)

on 2/19/18, beginning at 4:00 o'clock. PM The Budget Estimate Summary of proposed revenues
(xx/xx/xx) (x:xx) (AM/PM)

and expenditures is shown below. Copies of the ***detailed*** proposed budget may be obtained or viewed at the office of the City Clerk or Utility Finance Officer and at the city library. At the public hearing, any resident or taxpayer may present objections to, or arguments in favor of, any part of the proposed budget.

2/5/2018 Secretary
(date) (signature)

	Budget	Re-estimated	Actual
(specify budget years)	2019	2018	2017
	(xxxx)	(xxxx)	(xxxx)
Revenues & Other Financing Sources			
Use of money and property	0	0	0
Charges for services	4,702,093	4,690,722	3,936,521
Miscellaneous	36,100	27,150	57,612
Other Financing Sources	0	391,229	7,057,534
Total Revenues & Financing Sources	4,738,193	5,109,101	11,051,667
Expenditures & Transfers Out			
Expenditures	4,365,718	4,651,938	9,861,460
Transfers Out	0	0	0
Total Expenditures & Transfers Out	4,365,718	4,651,938	9,861,460
Excess of Revenues & Other Sources (+) (-) Expenditures & Transfers Out	372,475	457,163	1,190,207
Beginning Fund Balance July 1 (month)	3,396,556	2,939,393	1,749,186
Ending Fund Balance June 30 (month)	3,769,031	3,396,556	2,939,393

Marshalltown Water Works
NAME OF ENTERPRISE

REVENUES DETAIL

Fiscal Year 2019
(specify if budget is fiscal or calendar year)

		(specify budget years)	Budget 2019	Re-Estimated 2018	Actual 2017
Beginning Fund Balance		390	3,396,556	2,939,393	1,749,186
Use of Money & Property		398			
Charges for Services:	Hospital	411			
	Water	404	4,702,093	4,690,722	3,936,521
	Sewer	405			
	Electric	406			
	Gas	407			
	Telecommunications	408			
Total Charges for Services		414	4,702,093	4,690,722	3,936,521
Miscellaneous		416	36,100	27,150	57,612
Other Financing Sources:					
Operating Transfers In		417			
Proceeds of Long Term Debt		418		391,229	7,057,534
Proceeds of Fixed Asset Sales		419			
Total Revenues - All Sources		421	8,134,749	8,048,494	12,800,853

EXPENDITURES DETAIL

		(specify budget years)	Budget 2019	Re-Estimated 2018	Actual 2017
Expenditures:					
	Hospital	338			
	Water	360	4,365,718	4,651,938	9,861,460
	Sewer	357			
	Electric	361			
	Gas	362			
	Telecommunications	363			
Total Expenditures:		386	4,365,718	4,651,938	9,861,460
Transfers Out		387			
Ending Fund Balance		388	3,769,031	3,396,556	2,939,393
Total Expenditures & Transfers Out		389	8,134,749	8,048,494	12,800,853

Cash Balances

Fund	Fund Name	ENDING CASH 06/30/17	REVISED FYE 18 NET BUDGET	ESTIMATED 06/30/18 ENDING BALANCE	FY 19 NET BUDGET	FY 19 ESTIMATED ENDING
001	GENERAL FUND	1,010,519.00	125,095.00	1,135,614.00	-	1,135,614.00
010	CASH FLOW RESERVE FUND	2,067,220.00	16,000.00	2,083,220.00	174,683.00	2,257,903.00
030	CAPITAL RESERVE	222,656.00	(222,156.00)	500.00	500.00	1,000.00
031	CAPITAL RSRV-BLDG MAINT	433,540.00	(254,300.00)	179,240.00	3,000.00	182,240.00
032	CIP LARGE VEHICLE/EQUIPMENT	-	106,000.00	106,000.00	106,000.00	212,000.00
050	COLISEUM ACTIVITY FUND	3,997.00	(3,997.00)	-	-	-
110	ROAD USE TAX	4,812,369.00	(448,588.00)	4,363,781.00	(778,967.00)	3,584,814.00
112	EMPLOYEE BENEFITS FUND	2,261,649.00	(153,658.00)	2,107,991.00	82,474.00	2,190,465.00
117	POLICE/FIRE RETIREMENT	599,680.00	16,788.00	616,468.00	32,973.00	649,441.00
119	EMERGENCY FUND	-	-	-	-	-
121	LOCAL OPTION SALES TAX	5,263,029.00	(1,231,301.00)	4,031,728.00	(469,290.00)	3,562,438.00
125	TAX INCREMENT FINANCING	936,710.00	(484,875.00)	451,835.00	(1,551.00)	450,284.00
130	CITY TORT LIABILITY	97,286.00	(15,962.00)	81,324.00	(14,000.00)	67,324.00
131	SPECIAL ASSESSMENTS SURPLUS	-	-	-		-
132	GRANTS-STATE/LOCAL AGENCIES	3,591.00	200.00	3,791.00	200.00	3,991.00
133	UNDESIGNATED FEDERAL GRANTS	-	-	-		-
140	PARK & REC DONATION FUND	98,893.00	(52,720.00)	46,173.00	900.00	47,073.00
141	MTOWN TENNIS ASSOC	1,664.00	12.00	1,676.00		1,676.00
142	SOFTBALL ASSOCIATION FUND	11,335.00	-	11,335.00	-	11,335.00
143	NICHOLSON FORD REAP GRANT	-	-	-		-
144	HERSEY	5,308.00	(1,123.00)	4,185.00	(1,151.00)	3,034.00
150	COPS FAST GRANTS	(5,385.00)	-	(5,385.00)	-	(5,385.00)
151	DEPT OF JUSTICE GRANTS	(1,435.00)	-	(1,435.00)	-	(1,435.00)
152	POLICE UNDESIGNATED GRANTS	(7,519.00)	-	(7,519.00)	-	(7,519.00)
153	POLICE DEPT DONATION FUND	104,226.00	(5,200.00)	99,026.00	(6,750.00)	92,276.00
156	FIRE DEPT DONATION FUND	3,198.00	70.00	3,268.00	-	3,268.00
157	FIRE DEPT GRANTS	4,549.00	30.00	4,579.00		4,579.00
160	ECONOMIC DEVELOPMENT GIFT	49,354.00	350.00	49,704.00	350.00	50,054.00
161	SURETY DEPOSITS/SUBDIVIDER	10,297.00	70.00	10,367.00	70.00	10,437.00
170	LIBRARY DONATION FUND	91,026.00	(3,075.00)	87,951.00	(11,975.00)	75,976.00
177	SEIZED ASSETS (POLICE)	32,210.00	7,250.00	39,460.00	625.00	40,085.00
179	OTHER COMM AND ECON DEVELOPMENT	-	76,582.00	76,582.00	(76,582.00)	-
180	HOUSING GRANTS	35,462.00	(8,895.00)	26,567.00	(2,070.00)	24,497.00
181	(D)HUD LEAD GRANT	12.00	-	12.00		12.00
182	#4 HUD LEAD GRANT	9,267.00	-	9,267.00		9,267.00
183	FY 08 EDI (ECON DEV INCENTIVE)	(12,029.00)	-	(12,029.00)		(12,029.00)
184	VOUCHERS - 002, 003	189,187.00	(38,462.00)	150,725.00	(71,525.00)	79,200.00
185	CDBG HOUSING GRANTS	-	-	-		-
186	CBDG GRANTS-NSP	(19,675.00)	19,777.00	102.00	-	102.00
187	HUD LEAD MATCH	40,262.00	-	40,262.00		40,262.00
188	#5 HUD LEAD GRANT	(78,378.00)	79,570.00	1,192.00		1,192.00
190	911 SURCHARGE	530,418.00	(530,418.00)	-		-
200	GO BONDS DEBT FUND	207,473.00	(125,334.00)	82,139.00	56,366.00	138,505.00
300	CIP COLLECTION FUND	369,048.00	(119,781.00)	249,267.00	(167,223.00)	82,044.00
310	FEDERAL STREET GRANTS	(877,399.00)	877,399.00	-		-
311	RISE STREET GRANTS	(98,178.00)	-	(98,178.00)		(98,178.00)
312	AIRPORT PROJECT FUND	(78,886.00)	78,886.00	-		-
320	SPECIAL ASSESSMENT PROJECTS	(47,081.00)	12,800.00	(34,281.00)	10,000.00	(24,281.00)
340	BIKE PATH PROJECT FUND	92,502.00	(92,502.00)	-		-
341	TREES FOREVER PROJECT	1,196.00	1,960.00	3,156.00		3,156.00
350	GO BONDS CAPITAL PROJECTS	8,388.00	-	8,388.00		8,388.00
351	2012 BOND CAPITAL PROJ FUND	-	-	-		-
352	2013 BOND PROCEEDS CAP PRJ	-	-	-		-

Cash Balances

Fund	Fund Name	ENDING CASH 06/30/17	REVISED FYE 18 NET BUDGET	ESTIMATED 06/30/18 ENDING BALANCE	FY 19 NET BUDGET	FY 19 ESTIMATED ENDING
353	2014 GO BONDS	(14.00)	-	(14.00)		(14.00)
354	POLICE & FIRE STATIONS	3,493,000.00	3,701,600.00	7,194,600.00	(6,722,000.00)	472,600.00
355	2015 GO BONDS	169,029.00	(89,000.00)	80,029.00	(49,500.00)	30,529.00
356	2016 BONDS - STREET PROJECTS	1,847,200.00	(1,847,200.00)	-		-
357	2018 CY STREET PROJECTS					
380	(D) S CENTER STREET PROJECTS	-	-	-		-
381	CAPITAL STREET PROJECTS	-	-	-		-
382	PUBLIC WORKS FACILITY	1,266.00	(1,266.00)	-		-
383	CARNAGIE/CITY HALL REVITALIZTN	-	-	-		-
391	TIF DISTRICT II CAP PROJECTS	14,562.00	-	14,562.00		14,562.00
392	TIF DISTRICT III CAP PROJECTS	7,852.00	25.00	7,877.00	25.00	7,902.00
393	TIF DISTRICT IV CAP PROJECTS	(2,477.00)	2,477.00	-		-
610	WATER POLLUTION CONTROL	2,003.00	(7,351,156.00)	(7,349,153.00)	(6,558,474.00)	(13,907,627.00)
611	WPCP REVENUE	8,948,597.00	7,382,896.00	16,331,493.00	7,382,896.00	23,714,389.00
612	(D) WPCP REVENUE BOND FUND	311,844.00	(212,955.00)	98,889.00		98,889.00
613	SEWER I/I PROJECT	-	-	-		-
614	WPCP CAPITAL IMPROVEMENT RSRV	1,006,916.00	5,000.00	1,011,916.00	5,000.00	1,016,916.00
615	WPCP PLANT & IMPROVEMENTS	-	(390.00)	(390.00)		(390.00)
616	SANITARY SEWER REHAB PROJECT	-	(620,000.00)	(620,000.00)	620,000.00	-
617	SANITARY SEWER NEW CONSTRUCTN	68,659.00	14,000.00	82,659.00	14,000.00	96,659.00
690	TRANSIT OPERATING	117,704.00	(10,362.00)	107,342.00	(56,704.00)	50,638.00
691	PARA TRANSIT	-	-	-		-
740	STORM SEWER UTILITY	1,177,576.00	484,915.00	1,662,491.00	673,369.00	2,335,860.00
741	2016 GO STORM WATER PROJ	1,800,530.00	(94,500.00)	1,706,030.00	648,000.00	2,354,030.00
750	COMPOSTING FACILITY	179,367.00	(8,357.00)	171,010.00	(142,768.00)	28,242.00
760	P&R CONCESSIONS ENTERPRISE	10,326.00	(22,633.00)	(12,307.00)	(2,825.00)	(15,132.00)
		-	-	-		-
TOTAL WITHOUT MWW		37,535,496.00	(1,040,414.00)	36,495,082.00	(5,321,924.00)	31,173,158.00
		-				
	Marshalltown Water Works	3,640,626.00	457,163.00	4,097,789.00	372,475.00	4,470,264.00
	TOTAL PER REPORT	41,176,122.00	(43,607.00)	40,592,871.00	1,208,724.00	35,643,422.00

Budget Comparison Report

City of Marshalltown, IA

Account Summary

Account Number		2016-2017 Total Activity	2017-2018 Total Budget	2017-2018 YTD Activity Through Dec	Parent Budget 2017-2018 2017-2018Work...	Comparison 1 Budget 2018-2019 FY2019 No PolFire	Comparison 1 to Parent Budget Increase / (Decrease)	%
Fund: 001 - GENERAL FUND								
Revenue								
001.1010.4292.000	BIKE LICENSE/REGISTRATN	156.00	175.00	72.00	175.00	175.00	0.00	0.00%
001.1010.4326.000	STATE REIMB- IVH POLICE	37,147.00	37,147.00	37,147.00	37,147.00	37,147.00	0.00	0.00%
001.1010.4330.000	POLICE STATE OPER GRNT/REIM	246.18	1,500.00	0.00	1,500.00	0.00	-1,500.00	-100.00%
001.1010.4410.000	POLICE SERVICES	14,210.26	9,000.00	3,042.93	9,000.00	9,000.00	0.00	0.00%
001.1010.4411.000	POLICE SECURITY SERVICES	20,013.75	10,000.00	9,602.55	20,000.00	10,000.00	-10,000.00	-50.00%
001.1010.4412.000	Police - False Alarm	10,407.77	2,000.00	1,160.00	2,000.00	2,000.00	0.00	0.00%
001.1010.4413.000	POLICE INSPECTION FEES	960.00	600.00	471.59	600.00	600.00	0.00	0.00%
001.1010.4492.000	POLICE MISC CHRGS	4,062.84	0.00	-4,062.84	0.00	0.00	0.00	0.00%
001.1010.4497.000	SKOF LAW ADMIN CHRG	0.00	0.00	50.00	0.00	0.00	0.00	0.00%
001.1010.4499.000	Police - Snow Removal Admin. F	4,128.58	0.00	0.00	0.00	0.00	0.00	0.00%
001.1010.4510.000	COURT FINES	19,982.30	20,000.00	16,993.49	20,000.00	20,000.00	0.00	0.00%
001.1010.4515.000	COURT ORDERED-RESTITUTION	9,321.69	9,000.00	3,515.76	9,000.00	9,000.00	0.00	0.00%
001.1010.4616.000	INT CHRGD - ACCTS REC	16.04	0.00	22.07	0.00	0.00	0.00	0.00%
001.1010.4862.000	$ SEIZED/ABANDONED ASSETS	56.46	1,000.00	431.57	500.00	500.00	0.00	0.00%
001.1010.4863.000	POLICE EVIDENCE MONEY	1,565.00	0.00	0.00	0.00	0.00	0.00	0.00%
001.1010.4875.000	RFNDS/REIMB: POLICE	2,850.47	3,910.00	732.05	3,910.00	3,910.00	0.00	0.00%
001.1010.4876.000	MISC REV: POLICE	141.46	500.00	1,374.30	1,374.00	500.00	-874.00	-63.61%
001.1013.4350.000	COUNTY CONTRIB-911	297,900.68	355,270.00	209,115.17	355,270.00	0.00	-355,270.00	-100.00%
001.1013.4875.000	RFNDS/REIMB: DISPATCH	0.00	0.00	1,185.87	0.00	0.00	0.00	0.00%
001.1050.4278.000	OXYGEN & MISC PERMITS	5,240.00	14,150.00	1,590.00	14,150.00	14,150.00	0.00	0.00%
001.1050.4280.000	ASSEMBLY PERMIT	7,337.86	0.00	2,809.83	0.00	0.00	0.00	0.00%
001.1050.4281.000	REPAIR GARAGE PERMIT	1,210.00	0.00	1,045.00	0.00	0.00	0.00	0.00%
001.1050.4282.000	FLAMMABLE LIQUID PERMIT	1,105.00	0.00	1,770.00	0.00	0.00	0.00	0.00%
001.1050.4326.000	STATE REIM - IVH FIRE	54,745.38	54,750.00	60,537.36	58,073.00	58,073.00	0.00	0.00%
001.1050.4414.000	FIRE SERVICES	41,752.65	20,000.00	36,864.76	80,000.00	80,000.00	0.00	0.00%
001.1050.4415.000	FIRE-LEAD TESTING/INSPECTN	2,185.00	0.00	2,485.00	2,500.00	2,500.00	0.00	0.00%
001.1050.4416.000	FIRE-INSEPCTION/REV FEES	300.00	0.00	450.00	0.00	0.00	0.00	0.00%
001.1050.4492.000	FIRE MISC CHRGS	4,452.84	0.00	195.00	0.00	500.00	500.00	0.00%
001.1050.4499.000	Fire - Illegal Burning	800.00	0.00	2,100.00	0.00	0.00	0.00	0.00%
001.1050.4616.000	INT CHRGD - ACCTS REC	15.56	0.00	76.12	0.00	0.00	0.00	0.00%
001.1050.4875.000	REFND/REIMB: FIRE	781.40	0.00	51.98	0.00	0.00	0.00	0.00%

Budget Comparison Report

Account Number		2016-2017 Total Activity	2017-2018 Total Budget	2017-2018 YTD Activity Through Dec	Parent Budget 2017-2018 2017-2018Work...	Comparison 1 Budget 2018-2019 FY2019 No PolFire	Comparison 1 to Parent Budget Increase / (Decrease)	%
001.1052.4413.020	FIRE-INSPECTION/REV FEE	450.00	0.00	0.00	0.00	0.00	0.00	0.00%
001.1070.4261.000	BUILDING PERMITS	142,832.00	150,000.00	111,476.00	165,000.00	150,000.00	-15,000.00	-9.09%
001.1070.4263.000	GAS PERMITS	19,138.36	20,000.00	8,991.83	20,000.00	20,000.00	0.00	0.00%
001.1070.4265.000	PLUMBING PERMITS	9,494.57	7,500.00	10,217.54	7,500.00	7,500.00	0.00	0.00%
001.1070.4266.000	DEMOL,MOVING,ENCROACHMN	250.00	500.00	0.00	500.00	500.00	0.00	0.00%
001.1070.4271.000	SEPTIC TANK INSTALLATION	45.00	50.00	0.00	50.00	50.00	0.00	0.00%
001.1070.4616.000	INT CHRGD - ACCTS REC	6.19	0.00	57.49	0.00	0.00	0.00	0.00%
001.1070.4875.000	RFNDS/REIMB: BUILDING	53.31	0.00	0.00	0.00	0.00	0.00	0.00%
001.1071.4420.000	RENTAL HOUSING INSPECTION	3,257.75	1,500.00	1,360.50	1,500.00	1,500.00	0.00	0.00%
001.1071.4421.000	REGISTRATION FEES/RENTALS	82,533.50	85,000.00	3,167.82	85,000.00	85,000.00	0.00	0.00%
001.1071.4422.000	Rental Inspection (DO NOT USE)	0.00	300.00	0.00	0.00	0.00	0.00	0.00%
001.1071.4616.000	INT CHRGE - ACCS REC	1,787.37	625.00	1,885.71	2,000.00	2,000.00	0.00	0.00%
001.1071.4875.000	RFNDS/REIMB:	1,896.45	1,200.00	815.49	1,200.00	1,200.00	0.00	0.00%
001.1072.4251.000	ELECTRICIAN LICENSES	5,580.00	3,000.00	4,050.00	3,000.00	3,000.00	0.00	0.00%
001.1072.4262.000	ELECTRICAL PERMITS	6,430.03	6,000.00	3,390.38	6,000.00	6,000.00	0.00	0.00%
001.1072.4616.000	INT CHRGD - ACCTS REC	0.00	0.00	7.60	0.00	0.00	0.00	0.00%
001.1075.4492.000	NUISANCE MISC CHRGS	2,927.96	6,000.00	190.00	6,000.00	6,000.00	0.00	0.00%
001.1075.4499.000	NUISANCE	0.00	0.00	3,007.00	0.00	0.00	0.00	0.00%
001.1075.4875.000	RFNDS/REIMB: NUISANCE	50.86	0.00	0.00	0.00	0.00	0.00	0.00%
001.1075.4878.000	REFUNDS	0.00	0.00	317.36	0.00	0.00	0.00	0.00%
001.1901.4520.000	PARKING VIOLATIONS	0.00	50,000.00	0.00	0.00	0.00	0.00	0.00%
001.2010.4267.000	STREET EXCAVATN/CURB CUT	390.00	200.00	355.00	200.00	200.00	0.00	0.00%
001.2010.4270.000	EXCAVATION PERMITS	1,291.88	300.00	1,460.00	300.00	300.00	0.00	0.00%
001.2010.4272.000	Public Works - Driveway Inspecti	562.27	0.00	680.00	0.00	0.00	0.00	0.00%
001.2010.4275.000	Public Works - Driveway App. Nc	25.00	0.00	475.00	0.00	0.00	0.00	0.00%
001.2010.4325.000	STATE PRIMARY ROAD EXTENSIC	0.00	0.00	40,907.00	40,907.00	40,907.00	0.00	0.00%
001.2010.4492.000	STREET MISC CHRGS	418.00	0.00	0.00	0.00	0.00	0.00	0.00%
001.2010.4616.000	INT CHRGD - ACCTS REC	1.65	0.00	2.83	0.00	0.00	0.00	0.00%
001.2010.4875.000	RFNDS/REIMB: STREETS	2,046.90	1,000.00	0.00	1,000.00	1,000.00	0.00	0.00%
001.2010.4960.000	SALE OF F.A.-STREET	0.00	0.00	1,001.00	0.00	0.00	0.00	0.00%
001.2011.4272.000	SIDEWALK INSPECTION FEES	1,175.61	1,000.00	877.50	1,000.00	1,000.00	0.00	0.00%
001.2011.4275.000	NON STANDARD DRVWAY FEES	817.50	0.00	720.00	1,500.00	1,500.00	0.00	0.00%
001.2011.4275.371	NON STANDARD DRVWAY FEES	450.00	1,500.00	0.00	0.00	0.00	0.00	0.00%
001.2011.4276.000	DRIVEWAY EXTENSION PERMIT	1,055.00	400.00	1,105.00	400.00	400.00	0.00	0.00%
001.2011.4616.000	INT CHRGD - ACCTS REC	0.11	0.00	2.06	0.00	0.00	0.00	0.00%
001.2020.4520.000	ADM - Parking Violations	59,423.97	0.00	30,239.84	50,000.00	50,000.00	0.00	0.00%
001.2020.4620.000	ADM - Parking Lease	2,325.00	0.00	2,100.00	3,000.00	3,000.00	0.00	0.00%
001.2040.4875.000	REFND/REIMB: T SIGNALS	153.77	0.00	0.00	0.00	0.00	0.00	0.00%
001.2060.4487.000	ENGINEERING SERVICES	80,675.36	60,000.00	0.00	0.00	0.00	0.00	0.00%

Budget Comparison Report

Account Number		2016-2017 Total Activity	2017-2018 Total Budget	2017-2018 YTD Activity Through Dec	Parent Budget 2017-2018 2017-2018Work...	Comparison 1 Budget 2018-2019 FY2019 No PolFire	Comparison 1 to Parent Budget Increase / (Decrease)	%
001.2060.4491.000	MAPS/BLUE PRTS/SALES/CHRG	12.50	50.00	0.00	50.00	50.00	0.00	0.00%
001.2060.4492.000	ENGIN MISC CHRGS	100.00	150.00	0.00	150.00	150.00	0.00	0.00%
001.2080.4453.000	AIRPORT SERVICES & USES	5,611.92	6,000.00	2,896.88	6,000.00	6,000.00	0.00	0.00%
001.2080.4622.000	ADM - Rent - Farm - Airport	22,961.38	0.00	0.00	23,000.00	23,000.00	0.00	0.00%
001.2080.4623.000	AIRPORT RENTAL	24,798.38	26,670.00	14,191.98	26,670.00	26,670.00	0.00	0.00%
001.2080.4875.000	RFNDS/REIMB: AIRPORT	53.31	0.00	0.00	0.00	0.00	0.00	0.00%
001.2090.4277.000	GARBAGE LICENSES	0.00	600.00	0.00	600.00	600.00	0.00	0.00%
001.2090.4446.000	SOLID WASTE FEES	152,287.86	150,000.00	77,381.00	150,000.00	150,000.00	0.00	0.00%
001.2095.4821.000	MOSQUITO/PEST CONTROL	2,000.00	0.00	0.00	2,000.00	2,000.00	0.00	0.00%
001.2900.4266.000	DEMOL,MOVING,ENCROACHMN	305.00	0.00	200.00	0.00	0.00	0.00	0.00%
001.2900.4271.000	SEPTIC TANK INSTALLATION	44.00	0.00	22.00	0.00	0.00	0.00	0.00%
001.2900.4491.000	MAPS/BLUE PRTS/SALES/CHRG	77.00	0.00	1.00	0.00	0.00	0.00	0.00%
001.2900.4492.000	PUBLIC WORKS MISC. CHARGES	42.00	0.00	65.00	0.00	0.00	0.00	0.00%
001.3900.4474.000	SENIOR CITIZENS BOARD	535.64	1,400.00	0.00	0.00	0.00	0.00	0.00%
001.3900.4492.000	SENIOR CTZN MISC CHRGS	526.70	0.00	632.04	1,260.00	1,260.00	0.00	0.00%
001.3900.4620.000	SENIOR CITIZENS RENT	7,902.66	0.00	4,131.11	9,600.00	9,600.00	0.00	0.00%
001.3900.4878.000	REFUNDS/REMBURSEMENTS	0.00	0.00	300.00	0.00	0.00	0.00	0.00%
001.4010.4330.000	STATE GRANT	13,267.08	0.00	13,795.75	13,000.00	13,000.00	0.00	0.00%
001.4010.4330.310	STATE GRANT	0.00	15,000.00	0.00	0.00	0.00	0.00	0.00%
001.4010.4350.000	AREA COMMUNITY LIBRARIES	125.00	100.00	36,167.37	100.00	100.00	0.00	0.00%
001.4010.4350.310	COUNTY CONTRIB-LIBRARY	36,377.62	35,866.00	0.36	35,866.00	35,866.00	0.00	0.00%
001.4010.4493.000	LIBRARY BOOK CHRGS	18,856.51	6,000.00	5,495.69	6,000.00	6,000.00	0.00	0.00%
001.4010.4550.000	LIBRARY FINES	19,098.48	16,000.00	8,278.35	18,000.00	16,000.00	-2,000.00	-11.11%
001.4010.4820.000	LIBRARY DONATIONS	274.06	3,300.00	0.00	3,300.00	3,300.00	0.00	0.00%
001.4010.4875.000	RFNDS/REIMB: LIBRARY (Inactive	205.88	0.00	0.00	0.00	0.00	0.00	0.00%
001.4010.4876.000	MISC REV	12,935.52	0.00	5,580.67	9,000.00	9,000.00	0.00	0.00%
001.4010.4876.310	MISC REV: LIBRARY	0.00	9,000.00	0.00	0.00	0.00	0.00	0.00%
001.4010.4878.000	REFUNDS/REIMBURSEMENTS	0.00	0.00	8,018.02	0.00	0.00	0.00	0.00%
001.4030.4264.000	TERRACE TREE PERMITS	25.00	50.00	0.00	50.00	50.00	0.00	0.00%
001.4030.4472.000	PARK FEES & RENTALS	66,150.56	60,000.00	35,146.35	60,000.00	60,000.00	0.00	0.00%
001.4030.4473.000	ATHLETIC (PLYGRND) FEES	8,709.71	0.00	0.00	0.00	0.00	0.00	0.00%
001.4030.4492.000	P&R MISC CHRGS	1,597.45	0.00	5,388.76	0.00	0.00	0.00	0.00%
001.4030.4875.000	RFNDS/REIMB: P&R	9,187.41	11,000.00	854.13	5,000.00	5,000.00	0.00	0.00%
001.4030.4878.000	REFUNDS/REIMBURSEMENTS	0.00	0.00	50.00	0.00	0.00	0.00	0.00%
001.4040.4470.000	GIFT CERTIFICATES	0.00	0.00	194.38	0.00	0.00	0.00	0.00%
001.4040.4472.000	PARK FEES & RENTALS	55.68	0.00	0.00	0.00	0.00	0.00	0.00%
001.4040.4473.000	AHTLETIC (PLAYGROUND) FEES	11,979.51	14,000.00	13,246.41	17,000.00	17,000.00	0.00	0.00%
001.4040.4875.000	P&R REFUNDS & REIMBURSMEN	-200.00	0.00	233.76	0.00	0.00	0.00	0.00%
001.4041.4330.000	STATE GRANT	0.00	0.00	12,382.05	20,000.00	20,000.00	0.00	0.00%

Budget Comparison Report

Account Number		2016-2017 Total Activity	2017-2018 Total Budget	2017-2018 YTD Activity Through Dec	Parent Budget 2017-2018 2017-2018Work...	Comparison 1 Budget 2018-2019 FY2019 No PolFire	Comparison 1 to Parent Budget Increase / (Decrease)	%
001.4041.4350.000	LOCAL CONTRIBUTIONS	0.00	0.00	0.00	20,000.00	20,000.00	0.00	0.00%
001.4041.4479.000	COMMUNITY SCHOOL FEES	115,044.23	130,000.00	84,730.43	120,000.00	120,000.00	0.00	0.00%
001.4041.4820.000	COMM SCHOOL DONATATIONS	100.00	0.00	0.00	0.00	0.00	0.00	0.00%
001.4045.4474.000	GIFT CERTIFICATES	0.00	0.00	0.00	0.00	0.00	0.00	0.00%
001.4045.4474.002	AQUATIC CTR FEES, DAILY	54,424.88	52,000.00	38,620.28	54,000.00	54,000.00	0.00	0.00%
001.4045.4474.003	AQUATIC IND POOL PASS	-2.37	0.00	0.00	0.00	0.00	0.00	0.00%
001.4045.4474.004	AQUATIC POOL PASS	21,383.52	18,000.00	2,105.40	20,400.00	20,400.00	0.00	0.00%
001.4045.4474.005	AQUATIC SCAN CARD	4,659.09	3,200.00	3,187.54	3,200.00	3,200.00	0.00	0.00%
001.4045.4474.006	AQUATIC SWIM TICKETS	1,493.33	2,000.00	791.64	2,000.00	2,000.00	0.00	0.00%
001.4045.4474.007	AQUATIC FEES FRM TAX	1,910.03	1,400.00	0.00	1,400.00	1,400.00	0.00	0.00%
001.4045.4474.008	SWIMMING LESSON FEES	10,831.60	9,000.00	4,200.25	9,000.00	9,000.00	0.00	0.00%
001.4045.4474.009	AQUATIC POOL RENTALS	658.54	1,000.00	1,555.20	1,000.00	1,000.00	0.00	0.00%
001.4045.4820.000	AQUATIC DONATIONS	533.58	0.00	5.00	0.00	0.00	0.00	0.00%
001.4045.4823.000	MEMORIAL BOOK DONATIONS	275.00	0.00	0.00	0.00	0.00	0.00	0.00%
001.4045.4875.000	RFNDS/REIMB: POOLS	97.75	0.00	0.00	0.00	0.00	0.00	0.00%
001.4045.4875.480	RFNDS/REIMB: SR CNT	48.40	0.00	0.00	0.00	0.00	0.00	0.00%
001.4045.4876.000	MISC REV: POOLS	120.28	0.00	5.00	0.00	0.00	0.00	0.00%
001.5040.4231.000	ZONING LIC/PERMITS	3,556.28	2,500.00	1,313.10	1,500.00	1,500.00	0.00	0.00%
001.5040.4492.000	ZONING MISC CHRG	6,764.50	5,000.00	4,719.00	7,000.00	7,000.00	0.00	0.00%
001.6010.4875.000	REFND/REIMB: MAYOR	53.31	0.00	0.00	0.00	0.00	0.00	0.00%
001.6012.4875.000	REFND/REIMB: C.A.	53.31	0.00	0.00	0.00	0.00	0.00	0.00%
001.6020.4212.000	LIQUOR LICENSES	34,836.59	38,000.00	19,203.13	35,000.00	35,000.00	0.00	0.00%
001.6020.4220.000	CIGARETTE PERMITS	3,550.00	3,200.00	100.00	3,200.00	3,200.00	0.00	0.00%
001.6020.4230.000	MISC BUSNESS LIC/PRMTS	837.00	2,000.00	829.50	1,000.00	1,000.00	0.00	0.00%
001.6020.4323.000	STATE REIMB-TOBACCO CKS	2,325.00	1,500.00	0.00	1,500.00	1,500.00	0.00	0.00%
001.6020.4452.000	PARKING SYSTEM PERMITS	0.00	2,000.00	0.00	0.00	0.00	0.00	0.00%
001.6020.4492.000	CITY CLERK MISC CHRGS	7,520.13	6,500.00	2,962.94	6,500.00	6,500.00	0.00	0.00%
001.6020.4499.010	NUISANCE CERT TO COUNTY	8,278.00	20,000.00	11,088.00	7,000.00	7,000.00	0.00	0.00%
001.6020.4616.000	INT CHRGD - ACCTS REC	66.33	0.00	71.85	0.00	0.00	0.00	0.00%
001.6020.4875.000	REFND/REIMB: CLERK	104.17	300.00	189.07	300.00	300.00	0.00	0.00%
001.6021.4010.000	PROPERTY TAXES-CURRENT	5,345,704.93	6,044,046.00	3,047,842.76	6,044,046.00	6,078,296.00	34,250.00	0.57%
001.6021.4011.000	DELIQUENT PROPERTY TAXES	880.76	0.00	108.13	0.00	0.00	0.00	0.00%
001.6021.4012.000	PROP TAXES - BAND	5,508.94	7,290.00	3,665.34	7,290.00	9,898.00	2,608.00	35.78%
001.6021.4016.000	PROP TAXES,FISHER CM CTR	64,709.47	69,917.00	35,288.13	69,917.00	69,075.00	-842.00	-1.20%
001.6021.4018.000	PROP TAXES, TRANSIT	143,309.94	163,816.00	82,589.88	163,816.00	230,810.00	66,994.00	40.90%
001.6021.4020.000	CURR EMERGENCY MGNT	23,576.80	27,706.00	13,961.19	27,706.00	26,647.00	-1,059.00	-3.82%
001.6021.4021.000	DELINQ EMERGENCY MGNT	3.59	0.00	0.44	0.00	0.00	0.00	0.00%
001.6021.4030.000	CURR AG LAND TAXES	13,087.62	14,059.00	7,076.58	14,059.00	14,068.00	9.00	0.06%
001.6021.4040.000	CURR LIBRARY TAXES	176,517.04	201,468.00	101,594.89	201,468.00	202,610.00	1,142.00	0.57%

Budget Comparison Report

Account Number		2016-2017 Total Activity	2017-2018 Total Budget	2017-2018 YTD Activity Through Dec	Parent Budget 2017-2018 2017-2018Work...	Comparison 1 Budget 2018-2019 FY2019 No PolFire	Comparison 1 to Parent Budget Increase / (Decrease)	%
001.6021.4070.000	CURR TORT LIAB TAXES	139,822.37	155,742.00	78,559.49	155,742.00	165,022.00	9,280.00	5.96%
001.6021.4110.000	UTILITY EXCISE TAX	549,196.28	652,700.00	323,252.46	652,700.00	754,433.00	101,733.00	15.59%
001.6021.4120.000	UTILITY FRANCHISE FEES	218,957.78	218,000.00	104,766.23	209,000.00	209,000.00	0.00	0.00%
001.6021.4140.000	HOTEL/MOTEL TAXES	514,797.01	435,000.00	230,424.60	432,000.00	462,000.00	30,000.00	6.94%
001.6021.4150.000	CURRENT MOBILE HOME TAXES	7,470.99	0.00	5,022.18	0.00	0.00	0.00	0.00%
001.6021.4151.000	DELIQ MOBILE HOME TAXES	460.79	0.00	224.99	0.00	0.00	0.00	0.00%
001.6021.4261.010	URBAN REVIT. PERMITS	900.00	500.00	100.00	500.00	500.00	0.00	0.00%
001.6021.4325.000	STATE PRIMARY ROAD EXTENS	0.00	17,853.00	0.00	0.00	0.00	0.00	0.00%
001.6021.4331.000	AG LAND CREDIT	848.00	0.00	889.49	0.00	0.00	0.00	0.00%
001.6021.4332.000	AGED INCOME CREDIT	7,537.02	0.00	8,470.98	0.00	0.00	0.00	0.00%
001.6021.4333.000	DISABLED HOMESTEAD CREDIT	8,544.86	0.00	5,543.03	0.00	0.00	0.00	0.00%
001.6021.4334.000	FAMILY FARM CREDIT	75.15	0.00	0.00	0.00	0.00	0.00	0.00%
001.6021.4335.000	HOMESTEAD CREDIT	256,186.76	0.00	128,238.43	0.00	0.00	0.00	0.00%
001.6021.4336.000	MILITARY CREDIT	3,636.07	0.00	3,568.81	0.00	0.00	0.00	0.00%
001.6021.4337.000	MOBILE HOME CREDIT	119.88	0.00	0.00	0.00	0.00	0.00	0.00%
001.6021.4338.000	BUSINESS PROP TAX CREDIT	240,420.68	0.00	115,977.47	0.00	0.00	0.00	0.00%
001.6021.4339.000	SF295 BACKFILL	251,585.35	251,585.00	123,741.77	251,585.00	245,551.00	-6,034.00	-2.40%
001.6021.4360.000	MONEY/CREDIT RECD COUNTY	7,330.20	0.00	3,665.10	0.00	0.00	0.00	0.00%
001.6021.4490.000	ACCOUNTING SERVICES	106,050.55	114,875.00	54,946.00	107,075.00	99,275.00	-7,800.00	-7.28%
001.6021.4492.000	FINANCE MISC CHARGES	9,686.12	5,000.00	2,260.76	5,000.00	5,000.00	0.00	0.00%
001.6021.4540.000	PENALTIES/DELIQUENT	2,064.00	2,500.00	1,034.00	2,000.00	2,000.00	0.00	0.00%
001.6021.4610.000	INTEREST ON INVESTMENTS	41,476.04	17,500.00	35,758.94	45,000.00	45,000.00	0.00	0.00%
001.6021.4616.000	INT CHRGD - ACCTS REC	2,185.30	5,800.00	1,723.00	5,800.00	5,800.00	0.00	0.00%
001.6021.4620.000	RENTS & ROYALTIES	1,700.00	11,600.00	0.00	11,600.00	11,600.00	0.00	0.00%
001.6021.4875.000	REFND/REIMB: FINANCE	106.32	0.00	0.00	0.00	0.00	0.00	0.00%
001.6021.4999.000	CREDIT MEMO HOLDING	0.00	0.00	-60.00	0.00	0.00	0.00	0.00%
001.6025.4492.000	PERSONNEL MISC CHRGS	15,386.88	15,000.00	3,787.50	15,000.00	15,000.00	0.00	0.00%
001.6025.4875.000	RFNDS/REIMB:	50.86	0.00	0.00	0.00	0.00	0.00	0.00%
001.6040.4492.000	LEGAL SERVICES MISC CHRGS	0.00	0.00	85.00	0.00	0.00	0.00	0.00%
001.6040.4875.000	REFND/REIMB: LEGAL	6,367.30	0.00	170.00	0.00	0.00	0.00	0.00%
001.6040.4875.870	REFND/REIMB: ZONING	50.86	0.00	0.00	0.00	0.00	0.00	0.00%
001.6070.4875.000	RFNDS/REIMB: D.PROC	48.40	0.00	0.00	0.00	0.00	0.00	0.00%
001.6900.4350.000	CONTRIB TO GENL GVT PRJ	1,000.00	0.00	0.00	0.00	0.00	0.00	0.00%
001.6900.4820.000	GENL GOVT CONTRIB	500.00	0.00	0.00	0.00	0.00	0.00	0.00%
001.6900.4875.000	RFNDS/REIMB: GEN GVT	6,204.57	0.00	0.00	0.00	0.00	0.00	0.00%
001.8015.4279.000	SEWER CONNECTION PERMIT	664.00	750.00	220.00	750.00	750.00	0.00	0.00%
001.8016.4279.000	SEWER CONNECTION PERMIT	438.00	0.00	281.00	0.00	0.00	0.00	0.00%
001.9000.6500.110	TR FRM ROAD USE TAX	955,717.00	1,126,664.00	549,876.69	1,126,664.00	1,217,588.00	90,924.00	8.07%
001.9000.6500.112	TR FRM EMPLOYEE BNFT	2,187,326.54	2,625,614.00	1,185,749.40	2,754,798.00	2,528,638.00	-226,160.00	-8.21%

Budget Comparison Report

Account Number		2016-2017 Total Activity	2017-2018 Total Budget	2017-2018 YTD Activity Through Dec	Parent Budget 2017-2018 2017-2018Work...	Comparison 1 Budget 2018-2019 FY2019 No PolFire	Comparison 1 to Parent Budget Increase / (Decrease)	%
001.9000.6500.117	TR FRM POLICE RETIRE	998,102.19	1,139,169.00	566,964.38	1,139,169.00	1,180,865.00	41,696.00	3.66%
001.9000.6500.119	TR FROM EMEG	218,241.16	0.00	123,165.83	228,779.00	232,482.00	3,703.00	1.62%
001.9000.6500.121	TR FRM LOCAL OPTION	223,573.92	170,000.00	289,975.01	449,269.00	14,840.00	-434,429.00	-96.70%
001.9000.6500.125	TR FRM TIF	0.00	10,000.00	0.00	51,515.00	40,000.00	-11,515.00	-22.35%
001.9000.6500.144	TR FRM EMERGENECY	0.00	228,779.00	0.00	0.00	0.00	0.00	0.00%
001.9000.6500.611	TR FRM WPCP REVENUE	0.00	0.00	0.00	0.00	0.00	0.00	0.00%
001.9000.6500.740	TR FRM WPCP REVENUE	0.00	0.00	0.00	0.00	0.00	0.00	0.00%
	Total Revenue:	**14,424,192.13**	**15,320,796.00**	**8,280,528.78**	**15,884,150.00**	**15,194,506.00**	**-689,644.00**	**-4.34%**
Expense								
001.1010.5010.010	REGULAR-NON UNION	765,846.79	817,310.00	408,689.24	817,310.00	787,397.00	-29,913.00	-3.66%
001.1010.5010.020	REGULAR-POLICE UNION	1,956,842.45	2,116,077.00	1,032,932.18	2,177,476.00	2,235,403.00	57,927.00	2.66%
001.1010.5020.010	OVERTIME-NON UNION	7,440.53	0.00	4,468.69	0.00	0.00	0.00	0.00%
001.1010.5020.020	OVERTIME-POLICE UNION	117,311.34	100,000.00	51,349.70	100,000.00	100,000.00	0.00	0.00%
001.1010.5021.010	EXTRA DUTY-NON UNION	779.00	0.00	1,102.00	1,500.00	1,000.00	-500.00	-33.33%
001.1010.5021.020	EXTRA DUTY-POLICE UNION	8,770.41	10,000.00	9,008.79	10,000.00	10,000.00	0.00	0.00%
001.1010.5021.070	EXTRA DUTY OVERTIME	2,137.50	0.00	708.00	708.00	500.00	-208.00	-29.38%
001.1010.5056.040	OTHR DEPT-PPME UNION	3,494.82	0.00	1,513.68	3,500.00	0.00	-3,500.00	-100.00%
001.1010.5057.010	CAR REIMB-NON UNION	4,000.08	4,333.00	2,000.04	4,333.00	4,333.00	0.00	0.00%
001.1010.5058.040	OTHR DEPT OT - PPME UNION	23.61	0.00	0.00	0.00	0.00	0.00	0.00%
001.1010.5060.010	TERM PAYOUTS-NON UNION	5,418.95	0.00	0.00	0.00	0.00	0.00	0.00%
001.1010.5101.010	SOCIAL SECURITY-NON UNION	5,821.77	6,368.00	2,960.31	6,368.00	6,527.00	159.00	2.50%
001.1010.5101.020	SOCIAL SECURITY-POLICE UNION	6,073.32	6,519.00	3,128.24	6,519.00	6,794.00	275.00	4.22%
001.1010.5101.040	SOCIAL SECURITY-PPME UNION	203.16	0.00	88.15	0.00	0.00	0.00	0.00%
001.1010.5101.070	SOCIAL SECURITY-PT TEMP	0.00	0.00	19.14	0.00	0.00	0.00	0.00%
001.1010.5102.010	MEDICARE-NON UNION	8,351.06	11,914.00	4,496.97	11,914.00	11,480.00	-434.00	-3.64%
001.1010.5102.020	MEDICARE-POLICE UNION	30,934.16	33,275.00	16,408.02	33,275.00	33,383.00	108.00	0.32%
001.1010.5102.040	MEDICARE-PPME UNION	47.48	0.00	20.61	0.00	0.00	0.00	0.00%
001.1010.5102.070	MEDICARE-TEMPORARY	30.97	0.00	10.23	0.00	0.00	0.00	0.00%
001.1010.5111.010	IPERS-NON UNION	8,856.68	9,172.00	4,526.89	9,172.00	9,938.00	766.00	8.35%
001.1010.5111.020	IPERS-POLICE UNION	9,273.66	9,390.00	4,770.33	9,390.00	10,345.00	955.00	10.17%
001.1010.5111.040	IPERS-PPME UNION	314.22	0.00	135.19	0.00	0.00	0.00	0.00%
001.1010.5113.010	RETIREMENT-NON UNION	172,832.39	183,510.00	91,945.87	183,510.00	177,489.00	-6,021.00	-3.28%
001.1010.5113.020	RETIREMENT-POLICE UNION	510,246.30	534,059.00	269,305.57	534,059.00	570,520.00	36,461.00	6.83%
001.1010.5121.010	GRP INSUR-NON UNION	110,833.78	120,085.00	58,399.75	120,085.00	120,085.00	0.00	0.00%
001.1010.5121.020	GRP INSUR-POLICE UNION	296,851.81	312,525.00	163,087.80	312,525.00	334,124.00	21,599.00	6.91%
001.1010.5121.040	GRP INSUR-PPME UNION	614.81	0.00	284.77	0.00	0.00	0.00	0.00%
001.1010.5122.000	RETIREES GRP HLTH INS	51,828.00	52,330.00	25,527.00	52,330.00	52,330.00	0.00	0.00%
001.1010.5123.010	WORKCOMP-NON UNION	5,829.73	225.00	5,193.68	10,388.00	9,707.00	-681.00	-6.56%
001.1010.5123.020	WORKCOMP-POLICE UNION	226.96	231.00	15,700.45	30,138.00	30,860.00	722.00	2.40%

Budget Comparison Report

Account Number		2016-2017 Total Activity	2017-2018 Total Budget	2017-2018 YTD Activity Through Dec	Parent Budget 2017-2018 2017-2018Work...	Comparison 1 Budget 2018-2019 FY2019 No PolFire	Comparison 1 to Parent Budget Increase / (Decrease)	%
001.1010.5123.040	WORKCOMP-PPME UNION	108.89	0.00	30.66	0.00	0.00	0.00	0.00%
001.1010.5123.070	WORKCOMP-TEMPORARY	0.00	0.00	9.90	0.00	0.00	0.00	0.00%
001.1010.5132.000	CLOTHING EXPENSE	21,308.50	22,000.00	8,838.92	22,000.00	22,000.00	0.00	0.00%
001.1010.5151.000	PHYSICALS/IMMUNIZATIONS	1,898.16	4,000.00	2,541.00	4,000.00	4,000.00	0.00	0.00%
001.1010.5210.000	ADVERTISING & LEGAL PUB	623.20	1,500.00	0.00	1,500.00	1,500.00	0.00	0.00%
001.1010.5230.000	CONSULTING & PROF FEES	3,413.33	2,800.00	1,440.90	10,300.00	2,800.00	-7,500.00	-72.82%
001.1010.5280.000	DUES, MEMBER, SUBSCRIPTN	2,721.20	2,000.00	389.95	2,500.00	2,500.00	0.00	0.00%
001.1010.5290.000	INSURANCE - GENERAL	11,452.73	11,880.00	175.00	11,880.00	9,280.00	-2,600.00	-21.89%
001.1010.5300.000	INSURANCE - TORT LIAB	20,338.48	27,000.00	0.00	27,000.00	27,000.00	0.00	0.00%
001.1010.5321.000	K9 EXPENSES	1,012.92	1,000.00	893.10	1,500.00	1,500.00	0.00	0.00%
001.1010.5331.000	PAYMENTS-OTHER ENTITIES	2,166.80	500.00	0.00	0.00	0.00	0.00	0.00%
001.1010.5342.000	CONTRACT-OUTSIDE HELP	12,984.06	12,000.00	6,080.40	12,250.00	6,250.00	-6,000.00	-48.98%
001.1010.5344.000	CONTRACT-MAINTENANCE	30,968.17	31,000.00	16,741.86	19,000.00	21,000.00	2,000.00	10.53%
001.1010.5347.000	CONTRACT-SOFTWARE MAINT	6,331.25	0.00	19,597.50	30,795.00	32,000.00	1,205.00	3.91%
001.1010.5347.150	CONTRACT-CMPTR TECH SPPRT	8,863.75	15,195.00	0.00	0.00	0.00	0.00	0.00%
001.1010.5359.000	TOWING SERVICES	525.00	1,500.00	470.00	1,500.00	1,500.00	0.00	0.00%
001.1010.5360.000	POSTAGE & SHIPPING	592.83	500.00	138.71	500.00	500.00	0.00	0.00%
001.1010.5370.000	PRINTING & BINDING	499.89	800.00	170.36	500.00	500.00	0.00	0.00%
001.1010.5380.000	RENTS & LEASES	12,112.91	13,000.00	13,053.42	13,053.00	14,100.00	1,047.00	8.02%
001.1010.5410.000	REPAIRS & MAINTENANCE	8,723.34	5,000.00	9,833.81	20,000.00	20,000.00	0.00	0.00%
001.1010.5431.000	INTERPRETING	905.75	2,500.00	940.80	2,500.00	2,500.00	0.00	0.00%
001.1010.5450.000	TELEPHONE/OTHR COMMNCTN	6,620.59	6,800.00	4,019.21	6,800.00	6,800.00	0.00	0.00%
001.1010.5451.000	OTHR COMMNCTN/AIR CARDS	8,110.11	8,500.00	4,329.55	8,500.00	8,500.00	0.00	0.00%
001.1010.5460.000	CONFERENCE EXPENSE	14,969.47	13,450.00	8,582.00	13,450.00	15,000.00	1,550.00	11.52%
001.1010.5462.000	TRAVEL EXPENSE - OTHER	220.50	50.00	49.15	100.00	100.00	0.00	0.00%
001.1010.5464.000	TRAVEL-PER DIEM	282.45	500.00	689.36	1,000.00	1,000.00	0.00	0.00%
001.1010.5465.000	TRAVEL - HOTEL/MOTEL	2,244.49	1,500.00	3,284.95	4,235.00	2,000.00	-2,235.00	-52.77%
001.1010.5470.000	TRAINING-NEW OFFICER	8,464.65	18,000.00	9,888.56	18,000.00	28,000.00	10,000.00	55.56%
001.1010.5471.000	TRAINING	0.00	0.00	331.69	400.00	400.00	0.00	0.00%
001.1010.5472.000	MILEAGE REIMBURSE	475.22	800.00	495.46	2,000.00	2,100.00	100.00	5.00%
001.1010.5475.000	RECRUITING EXPENSES	200.00	350.00	0.00	350.00	350.00	0.00	0.00%
001.1010.5481.000	ELECTRICITY	23,898.34	30,000.00	13,048.28	30,000.00	15,000.00	-15,000.00	-50.00%
001.1010.5482.000	NATURAL GAS	3,759.44	6,500.00	1,176.43	6,500.00	3,250.00	-3,250.00	-50.00%
001.1010.5485.000	STORM WATER FEES	144.84	132.00	126.95	132.00	75.00	-57.00	-43.18%
001.1010.5565.000	VEHICLE OPER/MAINT SPPLY	11,579.78	30,000.00	5,025.22	15,000.00	15,000.00	0.00	0.00%
001.1010.5570.000	VEHICLE GAS	46,930.35	80,000.00	32,570.34	78,600.00	78,500.00	-100.00	-0.13%
001.1010.5570.010	VEHICLE GAS	19,998.84	0.00	0.00	0.00	0.00	0.00	0.00%
001.1010.5571.000	VEHICLE DIESEL FUEL	0.00	0.00	44.68	200.00	200.00	0.00	0.00%
001.1010.5600.000	OPERATING SUPPLIES	15,436.02	25,000.00	7,561.42	22,500.00	22,500.00	0.00	0.00%

Budget Comparison Report

Account Number		2016-2017 Total Activity	2017-2018 Total Budget	2017-2018 YTD Activity Through Dec	Parent Budget 2017-2018 2017-2018Work...	Comparison 1 Budget 2018-2019 FY2019 No PolFire	Comparison 1 to Parent Budget Increase / (Decrease)	%
001.1010.5601.000	PROMOTION/PROGRAM SPPLY	257.00	0.00	642.00	1,000.00	1,000.00	0.00	0.00%
001.1010.5602.000	SUPPLIES - BANNERS	59.47	0.00	0.00	0.00	0.00	0.00	0.00%
001.1010.5605.000	OFFICE SUPPLIES	3,329.31	7,000.00	1,541.67	5,500.00	5,500.00	0.00	0.00%
001.1010.5610.000	AMMUNITION EXPENSE	16,543.80	10,000.00	6,691.20	10,000.00	10,000.00	0.00	0.00%
001.1010.5612.000	COMPUTER COMPONENTS	1,155.71	0.00	1,034.39	1,500.00	1,500.00	0.00	0.00%
001.1010.5702.000	MINOR OFFICE FURN/EQUIP	251.00	0.00	0.00	0.00	0.00	0.00	0.00%
001.1010.5703.000	MINOR COMPUTER	249.96	0.00	0.00	0.00	0.00	0.00	0.00%
001.1010.5718.000	MINOR EQUIP, UNCLASSFIED	20,875.25	6,000.00	3,948.32	7,500.00	7,500.00	0.00	0.00%
001.1010.5980.000	REFUNDS/REIMB	45.47	0.00	0.00	0.00	0.00	0.00	0.00%
001.1013.5010.010	REGULAR-NON UNION	135,355.69	140,865.00	69,704.32	140,865.00	0.00	-140,865.00	-100.00%
001.1013.5010.020	REGULAR-POLICE UNION	452,069.10	504,064.00	244,697.53	504,064.00	0.00	-504,064.00	-100.00%
001.1013.5020.020	OVERTIME-POLICE UNION	30,174.60	47,200.00	22,543.95	47,200.00	0.00	-47,200.00	-100.00%
001.1013.5060.020	TERM PAYOUTS-POLICE UNION	1,774.80	0.00	258.69	0.00	0.00	0.00	0.00%
001.1013.5061.020	RHSA PAYOUTS-POLICE UNION	5,951.30	0.00	0.00	0.00	0.00	0.00	0.00%
001.1013.5101.010	SOCIAL SECURITY-NON UNION	7,875.43	8,566.00	4,014.63	8,566.00	0.00	-8,566.00	-100.00%
001.1013.5101.020	SOCIAL SECURITY-POLICE UNION	28,249.45	34,178.00	15,553.90	34,178.00	0.00	-34,178.00	-100.00%
001.1013.5102.010	MEDICARE-NON UNION	1,848.00	2,004.00	957.42	2,004.00	0.00	-2,004.00	-100.00%
001.1013.5102.020	MEDICARE-POLICE UNION	6,606.71	7,993.00	3,637.61	7,993.00	0.00	-7,993.00	-100.00%
001.1013.5111.010	IPERS-NON UNION	11,946.56	12,338.00	6,104.04	12,338.00	0.00	-12,338.00	-100.00%
001.1013.5111.020	IPERS-POLICE UNION	43,064.37	49,228.00	23,864.75	49,228.00	0.00	-49,228.00	-100.00%
001.1013.5113.010	RETIREMENT-NON UNION	112.44	694.00	334.36	694.00	0.00	-694.00	-100.00%
001.1013.5121.010	GRP INSUR-NON UNION	12,476.42	12,743.00	6,361.85	12,743.00	0.00	-12,743.00	-100.00%
001.1013.5121.020	GRP INSUR-POLICE UNION	105,964.70	120,085.00	55,442.10	120,085.00	0.00	-120,085.00	-100.00%
001.1013.5122.000	RETIREES GRP HLTH INS	6,192.00	6,347.00	3,096.00	6,347.00	0.00	-6,347.00	-100.00%
001.1013.5123.010	WORKCOMP-NON UNION	293.73	303.00	121.09	303.00	0.00	-303.00	-100.00%
001.1013.5123.020	WORKCOMP-POLICE UNION	1,049.33	1,210.00	401.07	1,210.00	0.00	-1,210.00	-100.00%
001.1013.5234.000	LEGAL EXPENSES	46.50	0.00	2,602.02	0.00	0.00	0.00	0.00%
001.1030.5331.000	PAYMENTS-OTHER ENTITIES	28,742.04	28,742.00	16,933.56	29,028.00	29,608.00	580.00	2.00%
001.1030.5481.000	ELECTRICITY (SIRENS)	1,425.53	1,675.00	747.46	1,675.00	1,675.00	0.00	0.00%
001.1030.5600.000	OPERATING SUPPLIES	388.59	0.00	0.00	0.00	0.00	0.00	0.00%
001.1040.5485.000	STORM WATER FEES	434.52	394.00	48.00	394.00	394.00	0.00	0.00%
001.1050.5010.010	REGULAR-NON UNION	415,730.26	592,541.00	239,285.38	502,853.00	502,393.00	-460.00	-0.09%
001.1050.5010.030	REGULAR-FIRE UNION	1,245,496.42	1,294,755.00	639,040.33	1,294,755.00	1,325,372.00	30,617.00	2.36%
001.1050.5020.010	OVERTIME-NON UNION	0.00	0.00	412.18	0.00	0.00	0.00	0.00%
001.1050.5020.030	OVERTIME-FIRE UNION	61,441.64	45,000.00	33,213.61	60,000.00	60,000.00	0.00	0.00%
001.1050.5056.040	OTHR DEPT-PPME UNION	1,615.65	0.00	565.44	0.00	0.00	0.00	0.00%
001.1050.5060.030	TERM PAYOUTS-FIRE UNION	1,858.30	0.00	0.00	0.00	0.00	0.00	0.00%
001.1050.5061.030	RHSA PAYOUTS-FIRE UNION	6,027.36	0.00	0.00	0.00	0.00	0.00	0.00%
001.1050.5101.010	SOCIAL SECURITY-NON UNION	9,019.26	9,831.00	4,672.00	9,831.00	10,181.00	350.00	3.56%

Budget Comparison Report

Account Number		2016-2017 Total Activity	2017-2018 Total Budget	2017-2018 YTD Activity Through Dec	Parent Budget 2017-2018 2017-2018Work...	Comparison 1 Budget 2018-2019 FY2019 No PolFire	Comparison 1 to Parent Budget Increase / (Decrease)	%
001.1050.5101.040	SOCIAL SECURITY-PPME UNION	91.29	0.00	32.02	0.00	0.00	0.00	0.00%
001.1050.5102.010	MEDICARE-NON UNION	4,633.05	8,591.00	2,761.04	8,591.00	7,285.00	-1,306.00	-15.20%
001.1050.5102.030	MEDICARE-FIRE UNION	17,933.35	19,426.00	9,191.97	19,426.00	20,088.00	662.00	3.41%
001.1050.5102.040	MEDICARE-PPME UNION	21.36	0.00	7.49	0.00	0.00	0.00	0.00%
001.1050.5111.010	IPERS-NON UNION	4,473.85	4,645.00	2,301.75	4,645.00	5,031.00	386.00	8.31%
001.1050.5111.040	IPERS-PPME UNION	144.29	0.00	50.49	0.00	0.00	0.00	0.00%
001.1050.5112.010	ICMA-NON UNION	19,218.55	20,244.00	9,935.64	20,244.00	21,076.00	832.00	4.11%
001.1050.5113.010	RETIREMENT-NON UNION	68,553.26	111,660.00	41,400.41	85,000.00	87,994.00	2,994.00	3.52%
001.1050.5113.030	RETIREMENT-FIRE UNION	322,644.36	332,493.00	164,105.23	332,493.00	344,862.00	12,369.00	3.72%
001.1050.5121.010	GRP INSUR-NON UNION	65,754.25	89,200.00	37,278.00	89,200.00	76,457.00	-12,743.00	-14.29%
001.1050.5121.030	GRP INSUR-FIRE UNION	223,061.00	238,227.00	116,147.40	238,227.00	238,226.00	-1.00	0.00%
001.1050.5121.040	GRP INSUR-PPME UNION	432.02	0.00	155.33	0.00	0.00	0.00	0.00%
001.1050.5122.000	RETIREES GRP HLTH INS	103,085.88	99,779.00	51,338.67	99,779.00	99,779.00	0.00	0.00%
001.1050.5123.010	WORKCOMP-NON UNION	14,498.06	114.00	10,798.69	21,600.00	45,259.00	23,659.00	109.53%
001.1050.5123.030	WORKCOMP-FIRE UNION	0.00	0.00	33,814.27	67,628.00	69,684.00	2,056.00	3.04%
001.1050.5123.040	WORKCOMP-PPME UNION	46.73	0.00	11.45	0.00	0.00	0.00	0.00%
001.1050.5132.000	CLOTHING EXPENSE	28,346.25	15,000.00	9,161.26	15,000.00	15,000.00	0.00	0.00%
001.1050.5151.000	PHYSICALS/IMMUNIZATIONS	2,716.84	4,500.00	796.50	4,500.00	4,500.00	0.00	0.00%
001.1050.5210.000	ADVERTISING & LEGAL PUB	725.50	0.00	647.75	0.00	0.00	0.00	0.00%
001.1050.5216.000	BACKGROUND CHECKS	60.00	0.00	15.00	0.00	0.00	0.00	0.00%
001.1050.5251.000	LICENSE & PERMITS	0.00	400.00	0.00	400.00	400.00	0.00	0.00%
001.1050.5280.000	DUES, MEMBER, SUBSCRIPTN	514.40	2,250.00	280.00	2,250.00	2,250.00	0.00	0.00%
001.1050.5290.000	INSURANCE - GENERAL	17,144.55	10,800.00	0.00	20,000.00	8,800.00	-11,200.00	-56.00%
001.1050.5300.000	INSURANCE - TORT LIAB	9,005.67	13,500.00	0.00	13,500.00	13,500.00	0.00	0.00%
001.1050.5342.000	CONTRACT-OUTSIDE HELP	1,804.09	1,340.00	734.88	1,340.00	730.00	-610.00	-45.52%
001.1050.5344.000	CONTRACT-MAINTENANCE	6,802.94	16,500.00	17,318.48	16,500.00	17,700.00	1,200.00	7.27%
001.1050.5347.000	CONTRACT-SOFTWARE MAINT	0.00	0.00	0.00	0.00	11,000.00	11,000.00	0.00%
001.1050.5347.150	CONTRACT-CMPTR TECH SPPRT	0.00	150.00	0.00	150.00	150.00	0.00	0.00%
001.1050.5360.000	POSTAGE & SHIPPING	146.87	250.00	26.61	250.00	250.00	0.00	0.00%
001.1050.5410.000	REPAIRS & MAINTENANCE	2,817.28	5,000.00	2,190.45	5,000.00	5,000.00	0.00	0.00%
001.1050.5413.000	VEHICLE REPAIRS & MAINTENAN	0.00	0.00	0.00	0.00	2,500.00	2,500.00	0.00%
001.1050.5440.000	TAXES PAID	0.00	130.00	0.00	130.00	130.00	0.00	0.00%
001.1050.5450.000	TELEPHONE/OTHR COMMNCTN	2,926.40	3,400.00	2,226.15	3,400.00	6,600.00	3,200.00	94.12%
001.1050.5460.000	CONFERENCE EXPENSE	6,000.00	14,500.00	9,856.50	14,500.00	15,000.00	500.00	3.45%
001.1050.5470.000	TRAINING	0.00	0.00	411.80	0.00	350.00	350.00	0.00%
001.1050.5475.000	RECRUITING EXPENSES	1,566.40	0.00	0.00	0.00	0.00	0.00	0.00%
001.1050.5481.000	ELECTRICITY	9,568.43	9,500.00	5,633.43	9,500.00	5,000.00	-4,500.00	-47.37%
001.1050.5482.000	NATURAL GAS	2,755.05	3,000.00	908.93	3,000.00	1,500.00	-1,500.00	-50.00%
001.1050.5485.000	STORM WATER FEES	289.60	263.00	373.37	263.00	150.00	-113.00	-42.97%

Budget Comparison Report

Account Number		2016-2017 Total Activity	2017-2018 Total Budget	2017-2018 YTD Activity Through Dec	Parent Budget 2017-2018 2017-2018Work...	Comparison 1 Budget 2018-2019 FY2019 No PolFire	Comparison 1 to Parent Budget Increase / (Decrease)	%
001.1050.5565.000	VEHICLE OPER/MAINT SPPLY	6,536.54	10,000.00	9,370.09	10,000.00	7,500.00	-2,500.00	-25.00%
001.1050.5570.000	VEHICLE GAS	7,207.04	3,300.00	1,352.36	3,300.00	3,465.00	165.00	5.00%
001.1050.5571.000	VEHICLE DIESEL FUEL	2,390.46	3,700.00	2,607.93	3,700.00	4,100.00	400.00	10.81%
001.1050.5600.000	OPERATING SUPPLIES	8,407.01	10,000.00	4,658.10	10,000.00	9,500.00	-500.00	-5.00%
001.1050.5601.000	PROMOTION/PROGRAM SPPLY	0.00	0.00	669.00	0.00	500.00	500.00	0.00%
001.1050.5605.000	OFFICE SUPPLIES	274.93	0.00	737.45	0.00	1,200.00	1,200.00	0.00%
001.1050.5612.000	COMPUTER COMPONENTS	54.95	0.00	46.76	0.00	0.00	0.00	0.00%
001.1050.5702.000	MINOR OFFICE FURN/EQUIP	0.00	0.00	37.39	0.00	0.00	0.00	0.00%
001.1050.5703.000	MINOR COMPUTER	391.61	0.00	0.00	0.00	0.00	0.00	0.00%
001.1050.5718.000	MINOR EQUIP, UNCLASSFIED	2,892.13	5,000.00	3,991.67	5,000.00	4,500.00	-500.00	-10.00%
001.1051.5010.010	REGULAR-NON UNION	47,703.44	0.00	0.00	0.00	0.00	0.00	0.00%
001.1051.5061.010	RHSA PAYOUTS-NON UNION	18,952.31	0.00	0.00	0.00	0.00	0.00	0.00%
001.1051.5102.010	MEDICARE-NON UNION	207.31	0.00	0.00	0.00	0.00	0.00	0.00%
001.1051.5113.010	RETIREMENT-NON UNION	12,364.70	0.00	0.00	0.00	0.00	0.00	0.00%
001.1051.5121.010	GRP INSUR-NON UNION	8,372.97	0.00	0.00	0.00	0.00	0.00	0.00%
001.1051.5460.000	CONFERENCE EXPENSE	4,958.00	0.00	0.00	0.00	0.00	0.00	0.00%
001.1051.5461.000	TRAVEL-AIRFARE	1,924.63	0.00	0.00	0.00	0.00	0.00	0.00%
001.1051.5470.000	TRAINING	209.95	0.00	0.00	0.00	0.00	0.00	0.00%
001.1051.5472.000	MILEAGE REIMBURSE	319.80	0.00	0.00	0.00	0.00	0.00	0.00%
001.1051.5600.000	OPERATING SUPPLIES	389.95	0.00	0.00	0.00	0.00	0.00	0.00%
001.1051.5718.000	MINOR EQUIP, UNCLASSFIED	0.00	0.00	0.00	0.00	0.00	0.00	0.00%
001.1052.5280.000	DUES, MEMBER, SUBSCRIPTN	1,495.00	0.00	0.00	0.00	0.00	0.00	0.00%
001.1052.5460.000	CONFERENCE EXPENSE	1,152.86	0.00	0.00	0.00	0.00	0.00	0.00%
001.1052.5600.000	OPERATING SUPPLIES	1,961.43	0.00	0.00	0.00	0.00	0.00	0.00%
001.1070.5010.010	REGULAR-NON UNION	136,141.93	139,500.00	68,996.00	139,500.00	143,988.00	4,488.00	3.22%
001.1070.5101.010	SOCIAL SECURITY-NON UNION	8,118.80	8,649.00	4,194.64	8,649.00	8,927.00	278.00	3.21%
001.1070.5102.010	MEDICARE-NON UNION	1,898.79	2,023.00	980.96	2,023.00	2,088.00	65.00	3.21%
001.1070.5111.010	IPERS-NON UNION	12,142.93	12,457.00	6,161.36	12,457.00	13,593.00	1,136.00	9.12%
001.1070.5121.010	GRP INSUR-NON UNION	17,689.20	18,143.00	8,844.60	18,143.00	18,780.00	637.00	3.51%
001.1070.5123.010	WORKCOMP-NON UNION	3,177.32	3,260.00	1,123.86	3,260.00	2,346.00	-914.00	-28.04%
001.1070.5280.000	DUES, MEMBER, SUBSCRIPTN	435.00	500.00	335.00	500.00	500.00	0.00	0.00%
001.1070.5290.000	INSURANCE - GENERAL	436.24	567.00	0.00	567.00	567.00	0.00	0.00%
001.1070.5300.000	INSURANCE - TORT LIAB	415.58	486.00	0.00	486.00	486.00	0.00	0.00%
001.1070.5342.000	CONTRACT-OUTSIDE HELP	60.37	60.00	0.00	60.00	60.00	0.00	0.00%
001.1070.5360.000	POSTAGE & SHIPPING	145.00	100.00	49.00	100.00	100.00	0.00	0.00%
001.1070.5370.000	PRINTING & BINDING	152.30	400.00	0.00	400.00	400.00	0.00	0.00%
001.1070.5450.000	TELEPHONE/OTHR COMMNCTN	788.14	1,000.00	494.89	1,000.00	1,000.00	0.00	0.00%
001.1070.5460.000	CONFERENCE EXPENSE	0.00	400.00	0.00	400.00	400.00	0.00	0.00%
001.1070.5565.000	VEHICLE OPER/MAINT SPPLY	266.81	1,000.00	66.57	1,000.00	1,000.00	0.00	0.00%

Budget Comparison Report

Account Number		2016-2017 Total Activity	2017-2018 Total Budget	2017-2018 YTD Activity Through Dec	Parent Budget 2017-2018 2017-2018Work...	Comparison 1 Budget 2018-2019 FY2019 No PolFire	Comparison 1 to Parent Budget Increase / (Decrease)	%
001.1070.5570.000	VEHICLE GAS	981.93	500.00	413.98	500.00	500.00	0.00	0.00%
001.1070.5600.000	OPERATING SUPPLIES	89.70	250.00	36.08	250.00	250.00	0.00	0.00%
001.1070.5605.000	OFFICE SUPPLIES	179.98	100.00	37.16	100.00	100.00	0.00	0.00%
001.1070.5718.000	MINOR EQUIP, UNCLASSFIED	116.90	0.00	0.00	0.00	0.00	0.00	0.00%
001.1070.5720.000	MINOR BOOKS,FILM,REC	199.95	0.00	0.00	0.00	0.00	0.00	0.00%
001.1071.5010.010	REGULAR-NON UNION	90,670.42	84,833.00	42,396.42	84,833.00	95,072.00	10,239.00	12.07%
001.1071.5101.010	SOCIAL SECURITY-NON UNION	5,355.51	5,260.00	2,492.35	5,260.00	5,894.00	634.00	12.05%
001.1071.5102.010	MEDICARE-NON UNION	1,252.54	1,230.00	582.88	1,230.00	1,379.00	149.00	12.11%
001.1071.5111.010	IPERS-NON UNION	8,096.82	7,576.00	3,785.93	7,576.00	8,975.00	1,399.00	18.47%
001.1071.5121.010	GRP INSUR-NON UNION	9,615.54	9,298.00	5,226.00	9,298.00	11,371.00	2,073.00	22.30%
001.1071.5123.000	WORKMAN COMP EXPENSE	0.00	172.00	0.00	172.00	172.00	0.00	0.00%
001.1071.5123.010	WORKCOMP-NON UNION	1,959.86	1,982.00	657.78	1,982.00	1,549.00	-433.00	-21.85%
001.1071.5234.000	LEGAL EXPENSES	0.00	2,000.00	1,330.43	2,000.00	2,000.00	0.00	0.00%
001.1071.5251.000	LICENSE & PERMITS	0.00	275.00	0.00	275.00	275.00	0.00	0.00%
001.1071.5280.000	DUES, MEMBER, SUBSCRIPTN	255.00	500.00	70.00	500.00	500.00	0.00	0.00%
001.1071.5290.000	INSURANCE - GENERAL	419.33	540.00	0.00	540.00	540.00	0.00	0.00%
001.1071.5300.000	INSURANCE - TORT LIAB	268.78	297.00	0.00	297.00	297.00	0.00	0.00%
001.1071.5339.000	MEDICAL CLAIMS PAID BY CITY	54.00	0.00	0.00	0.00	0.00	0.00	0.00%
001.1071.5342.000	CONTRACT-OUTSIDE HELP	60.37	60.00	75.00	60.00	60.00	0.00	0.00%
001.1071.5360.000	POSTAGE & SHIPPING	723.52	1,600.00	98.00	1,000.00	1,000.00	0.00	0.00%
001.1071.5410.000	REPAIRS & MAINTENANCE	0.00	0.00	45.00	0.00	0.00	0.00	0.00%
001.1071.5450.000	TELEPHONE/OTHR COMMNCTN	655.73	800.00	421.90	800.00	800.00	0.00	0.00%
001.1071.5460.000	CONFERENCE EXPENSE	500.00	600.00	700.00	600.00	600.00	0.00	0.00%
001.1071.5472.000	MILEAGE REIMBURSE	91.03	400.00	0.00	400.00	400.00	0.00	0.00%
001.1071.5565.000	VEHICLE OPER/MAINT SPPLY	40.30	200.00	858.25	1,000.00	200.00	-800.00	-80.00%
001.1071.5570.000	VEHICLE GAS	579.12	800.00	320.51	800.00	800.00	0.00	0.00%
001.1071.5600.000	OPERATING SUPPLIES	494.08	400.00	343.16	400.00	400.00	0.00	0.00%
001.1071.5605.000	OFFICE SUPPLIES	130.77	200.00	94.10	200.00	200.00	0.00	0.00%
001.1071.5718.000	MINOR EQUIP. UNCLASSIFIED	116.90	0.00	0.00	0.00	0.00	0.00	0.00%
001.1071.5980.000	REFUNDS/REIMB	33.00	0.00	0.00	0.00	0.00	0.00	0.00%
001.1072.5010.010	REGULAR-NON UNION	22,295.00	23,434.00	11,481.63	23,434.00	24,351.00	917.00	3.91%
001.1072.5010.040	REGULAR-PPME UNION	28,058.11	29,401.00	14,805.91	29,401.00	30,441.00	1,040.00	3.54%
001.1072.5020.040	OVERTIME-PPME UNION	463.18	0.00	0.00	0.00	0.00	0.00	0.00%
001.1072.5101.010	SOCIAL SECURITY-NON UNION	1,374.01	1,453.00	705.47	1,453.00	1,510.00	57.00	3.92%
001.1072.5101.040	SOCIAL SECURITY-PPME UNION	1,597.61	1,823.00	832.42	1,823.00	1,887.00	64.00	3.51%
001.1072.5102.010	MEDICARE-NON UNION	321.36	340.00	165.00	340.00	353.00	13.00	3.82%
001.1072.5102.040	MEDICARE-PPME UNION	373.63	426.00	194.77	426.00	441.00	15.00	3.52%
001.1072.5111.010	IPERS-NON UNION	1,990.94	2,093.00	1,025.33	2,093.00	2,299.00	206.00	9.84%
001.1072.5111.040	IPERS-PPME UNION	2,546.89	2,625.00	1,322.22	2,625.00	2,874.00	249.00	9.49%

Budget Comparison Report

Account Number		2016-2017 Total Activity	2017-2018 Total Budget	2017-2018 YTD Activity Through Dec	Parent Budget 2017-2018 2017-2018Work...	Comparison 1 Budget 2018-2019 FY2019 No PolFire	Comparison 1 to Parent Budget Increase / (Decrease)	%
001.1072.5121.040	GRP INSUR-PPME UNION	7,824.99	7,646.00	3,727.73	7,646.00	7,646.00	0.00	0.00%
001.1072.5122.000	RETIREES GRP HLTH INS	3,121.68	3,200.00	1,560.84	3,200.00	3,200.00	0.00	0.00%
001.1072.5123.010	WORKCOMP-NON UNION	1,154.10	1,213.00	407.23	1,213.00	864.00	-349.00	-28.77%
001.1072.5123.040	WORKCOMP-PPME UNION	1,463.13	1,522.00	525.19	1,522.00	1,080.00	-442.00	-29.04%
001.1072.5151.000	PHYSICALS/IMMUNIZATIONS	116.64	0.00	0.00	0.00	0.00	0.00	0.00%
001.1072.5280.000	DUES, MEMBER, SUBSCRIPTN	1,169.99	300.00	0.00	300.00	300.00	0.00	0.00%
001.1072.5300.000	INSURANCE - TORT LIAB	161.71	443.00	0.00	443.00	443.00	0.00	0.00%
001.1072.5460.000	CONFERENCE EXPENSE	850.00	0.00	141.60	0.00	0.00	0.00	0.00%
001.1072.5600.000	OPERATING SUPPLIES	114.78	1,000.00	11.76	1,000.00	1,000.00	0.00	0.00%
001.1072.5605.000	OFFICE SUPPLIES	190.37	0.00	0.00	0.00	0.00	0.00	0.00%
001.1072.5703.000	MINOR COMPUTER	593.97	0.00	0.00	0.00	0.00	0.00	0.00%
001.1072.5720.000	MINOR BOOKS,FILM,REC	0.00	150.00	0.00	150.00	150.00	0.00	0.00%
001.1072.5980.000	REFUNDS/REIMB	20.00	0.00	0.00	0.00	0.00	0.00	0.00%
001.1075.5010.010	REGULAR-NON UNION	0.00	0.00	3,555.20	24,886.00	55,671.00	30,785.00	123.70%
001.1075.5101.010	SOCIAL SECURITY-NON UNION	0.00	0.00	197.76	0.00	3,452.00	3,452.00	0.00%
001.1075.5102.010	MEDICARE-NON UNION	0.00	0.00	46.26	0.00	807.00	807.00	0.00%
001.1075.5111.010	IPERS-NON UNION	0.00	0.00	317.48	0.00	5,255.00	5,255.00	0.00%
001.1075.5121.010	GRP INSUR-NON UNION	0.00	0.00	2,071.00	0.00	14,017.00	14,017.00	0.00%
001.1075.5123.010	WORKCOMP-NON UNION	0.00	0.00	57.92	0.00	907.00	907.00	0.00%
001.1075.5210.000	ADVERTISING & LEGAL PUB	0.00	100.00	112.70	100.00	100.00	0.00	0.00%
001.1075.5230.000	CONSULTING & PROF FEES	0.00	400.00	0.00	400.00	400.00	0.00	0.00%
001.1075.5250.000	COURT, RECORD & FILING FEES	0.00	250.00	0.00	250.00	250.00	0.00	0.00%
001.1075.5261.000	RESIDENTIAL CLEANUP	7,652.77	8,000.00	1,655.15	10,000.00	14,000.00	4,000.00	40.00%
001.1075.5262.000	RESIDENTIAL SNOW REMOVAL	0.00	3,000.00	0.00	3,000.00	3,000.00	0.00	0.00%
001.1075.5263.000	RESIDENTIAL WEED CONTROL	12,481.00	17,000.00	4,285.00	17,000.00	17,000.00	0.00	0.00%
001.1075.5290.000	INSURANCE - GENERAL	0.00	540.00	0.00	540.00	540.00	0.00	0.00%
001.1075.5300.000	INSURANCE - TORT LIAB	18.21	270.00	0.00	270.00	270.00	0.00	0.00%
001.1075.5339.000	MEDICAL CLAIMS PAID BY CITY	0.00	0.00	156.52	0.00	0.00	0.00	0.00%
001.1075.5342.000	CONTRACT-OUTSIDE HELP	57.58	0.00	0.00	0.00	0.00	0.00	0.00%
001.1075.5359.000	TOWING SERVICES	0.00	250.00	0.00	250.00	250.00	0.00	0.00%
001.1075.5360.000	POSTAGE & SHIPPING	587.12	300.00	372.90	1,000.00	1,000.00	0.00	0.00%
001.1075.5386.000	CONTRACT - LAWN CARE	0.00	0.00	680.00	0.00	0.00	0.00	0.00%
001.1075.5410.000	REPAIRS & MAINTENANCE	0.00	400.00	22.50	400.00	400.00	0.00	0.00%
001.1075.5440.000	TAXES PAID	0.00	90.00	0.00	90.00	90.00	0.00	0.00%
001.1075.5450.000	TELEPHONE/OTHR COMMNCTN	375.47	500.00	345.26	500.00	500.00	0.00	0.00%
001.1075.5460.000	CONFERENCE EXPENSE	0.00	300.00	0.00	300.00	300.00	0.00	0.00%
001.1075.5475.000	RECRUITING EXPENSES	0.00	0.00	210.60	0.00	0.00	0.00	0.00%
001.1075.5483.000	WATER	0.00	0.00	0.00	0.00	0.00	0.00	0.00%
001.1075.5485.000	STORM WATER FEES	0.00	0.00	41.25	170.00	250.00	80.00	47.06%

Budget Comparison Report

Account Number		2016-2017 Total Activity	2017-2018 Total Budget	2017-2018 YTD Activity Through Dec	Parent Budget 2017-2018 2017-2018Work...	Comparison 1 Budget 2018-2019 FY2019 No PolFire	Comparison 1 to Parent Budget Increase / (Decrease)	%
001.1075.5570.000	VEHICLE GAS	596.07	1,000.00	190.60	1,000.00	1,000.00	0.00	0.00%
001.1075.5600.000	OPERATING SUPPLIES	0.00	1,200.00	0.00	1,200.00	200.00	-1,000.00	-83.33%
001.1075.5605.000	OFFICE SUPPLIES	0.00	0.00	93.39	0.00	1,000.00	1,000.00	0.00%
001.1075.5704.000	MINOR SOFTWARE <$5,000	0.00	0.00	14.99	0.00	0.00	0.00	0.00%
001.1090.5331.000	PAYMENTS-OTHER ENTITIES	50,000.00	50,000.00	30,333.31	50,000.00	50,000.00	0.00	0.00%
001.1099.5290.000	INSURANCE-GENERAL	0.00	0.00	0.00	0.00	8,700.00	8,700.00	0.00%
001.1099.5342.000	CONTRACT-OUTSIDE HELP	0.00	0.00	0.00	0.00	7,000.00	7,000.00	0.00%
001.1099.5344.000	CONTRACT-MAINTENANCE	0.00	0.00	0.00	0.00	2,500.00	2,500.00	0.00%
001.1099.5386.000	CONTRACT LAWN CARE	0.00	0.00	0.00	0.00	6,750.00	6,750.00	0.00%
001.1099.5410.000	REPAIRS & MAINTENANCE	0.00	0.00	0.00	0.00	100.00	100.00	0.00%
001.1099.5481.000	ELECTRICITY	0.00	0.00	0.00	0.00	19,500.00	19,500.00	0.00%
001.1099.5482.000	NATURAL GAS	0.00	0.00	0.00	0.00	4,750.00	4,750.00	0.00%
001.1099.5485.000	STORM WATER FEES	0.00	0.00	0.00	0.00	1,320.00	1,320.00	0.00%
001.1901.5010.010	REGULAR-NON UNION	0.00	13,885.00	0.00	0.00	0.00	0.00	0.00%
001.1901.5010.020	REGULAR-POLICE UNION	0.00	18,825.00	0.00	0.00	0.00	0.00	0.00%
001.1901.5101.010	SOCIAL SECURITY-NON UNION	0.00	861.00	0.00	0.00	0.00	0.00	0.00%
001.1901.5101.020	SOCIAL SECURITY-POLICE UNION	0.00	1,167.00	0.00	0.00	0.00	0.00	0.00%
001.1901.5102.010	MEDICARE-NON UNION	0.00	201.00	0.00	0.00	0.00	0.00	0.00%
001.1901.5102.020	MEDICARE-POLICE UNION	0.00	273.00	0.00	0.00	0.00	0.00	0.00%
001.1901.5111.010	IPERS-NON UNION	0.00	1,240.00	0.00	0.00	0.00	0.00	0.00%
001.1901.5111.020	IPERS-POLICE UNION	0.00	1,681.00	0.00	0.00	0.00	0.00	0.00%
001.1901.5121.010	GRP INSUR-NON UNION	0.00	918.00	0.00	0.00	0.00	0.00	0.00%
001.1901.5121.020	GRP INSUR-POLICE UNION	0.00	2,700.00	0.00	0.00	0.00	0.00	0.00%
001.1901.5122.000	RETIREES GRP HLTH INS	0.00	2,772.00	0.00	0.00	0.00	0.00	0.00%
001.1901.5123.020	WORKCOMP-POLICE UNION	0.00	41.00	0.00	0.00	0.00	0.00	0.00%
001.1901.5132.000	CLOTHING EXPENSE	0.00	500.00	0.00	0.00	0.00	0.00	0.00%
001.1901.5290.000	INSURANCE - GENERAL	0.00	518.00	0.00	0.00	0.00	0.00	0.00%
001.1901.5300.000	INSURANCE - TORT LIAB	0.00	194.00	0.00	0.00	0.00	0.00	0.00%
001.1901.5344.000	CONTRACT-MAINTENANCE	0.00	1,200.00	0.00	0.00	0.00	0.00	0.00%
001.1901.5360.000	POSTAGE & SHIPPING	0.00	2,500.00	0.00	0.00	0.00	0.00	0.00%
001.1901.5450.000	TELEPHONE/OTHR COMMNCTN	0.00	100.00	0.00	0.00	0.00	0.00	0.00%
001.1901.5485.000	STORM WATER FEES	0.00	5,792.00	0.00	0.00	0.00	0.00	0.00%
001.1901.5600.000	OPERATING SUPPLIES	0.00	1,900.00	20.27	0.00	0.00	0.00	0.00%
001.2010.5010.010	REGULAR-NON UNION	70,127.84	74,798.00	36,202.80	74,798.00	77,772.00	2,974.00	3.98%
001.2010.5010.040	REGULAR-PPME UNION	489,928.70	566,717.00	275,525.96	566,717.00	580,729.00	14,012.00	2.47%
001.2010.5020.040	OVERTIME-PPME UNION	3,721.68	0.00	3,692.14	0.00	0.00	0.00	0.00%
001.2010.5020.090	OVERTIME-P&R UNION	0.00	0.00	289.08	0.00	0.00	0.00	0.00%
001.2010.5030.070	PART-TIME TEMPORARY	0.00	4,000.00	0.00	4,000.00	4,000.00	0.00	0.00%
001.2010.5060.040	TERM PAYOUTS-PPME UNION	3,858.30	0.00	0.00	0.00	0.00	0.00	0.00%

Budget Comparison Report

Account Number		2016-2017 Total Activity	2017-2018 Total Budget	2017-2018 YTD Activity Through Dec	Parent Budget 2017-2018 2017-2018Work...	Comparison 1 Budget 2018-2019 FY2019 No PolFire	Comparison 1 to Parent Budget Increase / (Decrease)	%
001.2010.5061.040	RHSA PAYOUTS-PPME UNION	2,883.89	0.00	0.00	0.00	0.00	0.00	0.00%
001.2010.5101.010	SOCIAL SECURITY-NON UNION	4,349.41	4,638.00	2,246.32	4,638.00	4,822.00	184.00	3.97%
001.2010.5101.040	SOCIAL SECURITY-PPME UNION	29,858.10	35,136.00	16,595.76	35,136.00	36,005.00	869.00	2.47%
001.2010.5101.070	SOCIAL SECURITY-PT TEMP	0.00	248.00	0.00	248.00	248.00	0.00	0.00%
001.2010.5101.090	SOCIAL SECURITY-P&R UNION	0.00	0.00	17.61	0.00	0.00	0.00	0.00%
001.2010.5102.010	MEDICARE-NON UNION	1,017.13	1,085.00	525.31	1,085.00	1,128.00	43.00	3.96%
001.2010.5102.040	MEDICARE-PPME UNION	6,982.96	8,218.00	3,881.43	8,218.00	8,421.00	203.00	2.47%
001.2010.5102.070	MEDICARE-TEMPORARY	0.00	58.00	0.00	58.00	58.00	0.00	0.00%
001.2010.5102.090	MEDICARE-P&R UNION	0.00	0.00	4.12	0.00	0.00	0.00	0.00%
001.2010.5111.010	IPERS-NON UNION	6,262.43	6,680.00	3,232.96	6,680.00	7,342.00	662.00	9.91%
001.2010.5111.040	IPERS-PPME UNION	44,901.80	50,608.00	24,934.38	50,608.00	54,821.00	4,213.00	8.32%
001.2010.5111.090	IPERS-P&R UNION	0.00	0.00	25.81	0.00	0.00	0.00	0.00%
001.2010.5121.040	GRP INSUR-PPME UNION	104,862.48	119,113.00	53,885.50	119,113.00	111,770.00	-7,343.00	-6.16%
001.2010.5121.090	GRP INSUR-P&R UNION	0.00	0.00	28.60	0.00	0.00	0.00	0.00%
001.2010.5122.000	RETIREES GRP HLTH INS	25,927.56	22,830.00	14,791.14	22,830.00	22,830.00	0.00	0.00%
001.2010.5123.010	WORKCOMP-NON UNION	1,638.73	1,748.00	589.74	1,748.00	1,267.00	-481.00	-27.52%
001.2010.5123.040	WORKCOMP-PPME UNION	28,994.22	37,200.00	10,457.51	37,200.00	25,589.00	-11,611.00	-31.21%
001.2010.5123.070	WORKCOMP-TEMPORARY	0.00	263.00	0.00	263.00	176.00	-87.00	-33.08%
001.2010.5123.090	WORKCOMP-P&R UNION	0.00	0.00	7.44	0.00	0.00	0.00	0.00%
001.2010.5151.000	PHYSICALS/IMMUNIZATIONS	535.04	0.00	0.00	0.00	0.00	0.00	0.00%
001.2010.5290.000	INSURANCE - GENERAL	0.00	17,604.00	0.00	17,604.00	17,604.00	0.00	0.00%
001.2010.5300.000	INSURANCE - TORT LIAB	4,881.93	9,396.00	0.00	9,396.00	9,396.00	0.00	0.00%
001.2010.5565.000	VEHICLE OPER/MAINT SPPLY	24.35	0.00	19.35	0.00	0.00	0.00	0.00%
001.2010.5570.000	VEHICLE GAS	3.50	0.00	0.00	0.00	0.00	0.00	0.00%
001.2010.5571.000	VEHICLE DIESEL FUEL	0.00	0.00	1,360.63	0.00	0.00	0.00	0.00%
001.2010.5600.000	OPERATING SUPPLIES	0.00	0.00	422.83	0.00	0.00	0.00	0.00%
001.2020.5010.010	REGULAR-NON UNION	10,009.22	0.00	7,992.58	13,885.00	10,153.00	-3,732.00	-26.88%
001.2020.5010.020	REGULAR-POLICE UNION	17,980.12	0.00	9,361.39	18,825.00	19,610.00	785.00	4.17%
001.2020.5101.010	SOCIAL SECURITY-NON UNION	590.57	0.00	470.86	861.00	629.00	-232.00	-26.95%
001.2020.5101.020	SOCIAL SECURITY-POLICE UNION	1,059.19	0.00	552.19	1,167.00	1,216.00	49.00	4.20%
001.2020.5102.010	MEDICARE-NON UNION	138.14	0.00	110.11	201.00	147.00	-54.00	-26.87%
001.2020.5102.020	MEDICARE-POLICE UNION	247.64	0.00	129.08	273.00	284.00	11.00	4.03%
001.2020.5111.010	IPERS-NON UNION	893.76	0.00	713.74	1,240.00	958.00	-282.00	-22.74%
001.2020.5111.020	IPERS-POLICE UNION	1,605.57	0.00	835.86	1,681.00	1,851.00	170.00	10.11%
001.2020.5121.010	GRP INSUR-NON UNION	1,318.19	0.00	1,159.21	918.00	1,188.00	270.00	29.41%
001.2020.5121.020	GRP INSUR-POLICE UNION	2,631.49	0.00	1,315.70	2,700.00	2,700.00	0.00	0.00%
001.2020.5122.000	RETIREES GRP HLTH INS	2,704.44	0.00	1,352.22	2,772.00	2,772.00	0.00	0.00%
001.2020.5123.010	WORKCOMP-NON UNION	21.96	0.00	11.94	0.00	15.00	15.00	0.00%
001.2020.5123.020	WORKCOMP-POLICE UNION	39.48	0.00	23.04	41.00	275.00	234.00	570.73%

Budget Comparison Report

Account Number		2016-2017 Total Activity	2017-2018 Total Budget	2017-2018 YTD Activity Through Dec	Parent Budget 2017-2018 2017-2018Work...	Comparison 1 Budget 2018-2019 FY2019 No PolFire	Comparison 1 to Parent Budget Increase / (Decrease)	%
001.2020.5132.000	CLOTHING EXPENSE	102.94	0.00	0.00	500.00	500.00	0.00	0.00%
001.2020.5215.000	BANK CHARGES	25.00	0.00	5.00	0.00	0.00	0.00	0.00%
001.2020.5290.000	INSURANCE-GENERAL	223.22	0.00	0.00	518.00	518.00	0.00	0.00%
001.2020.5300.000	INSURANCE - TORT LIAB	118.58	0.00	0.00	194.00	194.00	0.00	0.00%
001.2020.5344.000	CONTRACT-MAINTENANCE	0.00	0.00	0.00	1,200.00	1,200.00	0.00	0.00%
001.2020.5360.000	POSTAGE & SHIPPING	0.00	0.00	2.28	10.00	10.00	0.00	0.00%
001.2020.5450.000	TELEPHONE/OTHR COMMNCTN	11.68	0.00	5.10	100.00	100.00	0.00	0.00%
001.2020.5485.000	STORM WATER FEES	6,370.19	0.00	5,262.38	5,792.00	5,792.00	0.00	0.00%
001.2020.5600.000	OPERATING SUPPLIES	1,794.21	0.00	0.00	1,900.00	1,900.00	0.00	0.00%
001.2020.5980.000	REFUNDS/REIMBURSEMENTS	0.00	0.00	539.00	0.00	0.00	0.00	0.00%
001.2030.5010.010	REGULAR-NON UNION	7,431.71	7,811.00	3,827.22	7,811.00	8,117.00	306.00	3.92%
001.2030.5010.040	REGULAR-PPME UNION	9,352.77	9,800.00	4,935.27	9,800.00	10,147.00	347.00	3.54%
001.2030.5020.040	OVERTIME-PPME UNION	154.39	0.00	0.00	0.00	0.00	0.00	0.00%
001.2030.5056.040	OTHR DEPT-PPME UNION	70.83	0.00	0.00	0.00	0.00	0.00	0.00%
001.2030.5101.010	SOCIAL SECURITY-NON UNION	458.02	485.00	235.20	485.00	503.00	18.00	3.71%
001.2030.5101.040	SOCIAL SECURITY-PPME UNION	536.95	608.00	277.55	608.00	629.00	21.00	3.45%
001.2030.5102.010	MEDICARE-NON UNION	107.11	113.00	55.07	113.00	118.00	5.00	4.42%
001.2030.5102.040	MEDICARE-PPME UNION	125.69	142.00	65.01	142.00	147.00	5.00	3.52%
001.2030.5111.010	IPERS-NON UNION	663.70	698.00	341.82	698.00	766.00	68.00	9.74%
001.2030.5111.040	IPERS-PPME UNION	855.35	875.00	440.87	875.00	958.00	83.00	9.49%
001.2030.5121.040	GRP INSUR-PPME UNION	2,536.25	2,549.00	1,242.75	2,549.00	2,549.00	0.00	0.00%
001.2030.5122.000	RETIREES GRP HLTH INS	1,040.52	1,067.00	520.26	1,067.00	1,067.00	0.00	0.00%
001.2030.5123.010	WORKCOMP-NON UNION	384.65	404.00	135.76	404.00	288.00	-116.00	-28.71%
001.2030.5123.040	WORKCOMP-PPME UNION	562.23	507.00	175.12	507.00	360.00	-147.00	-28.99%
001.2030.5290.000	INSURANCE - GENERAL	367.78	0.00	0.00	0.00	0.00	0.00	0.00%
001.2030.5300.000	INSURANCE - TORT LIAB	597.33	1,296.00	0.00	1,296.00	1,296.00	0.00	0.00%
001.2040.5010.010	REGULAR-NON UNION	44,590.08	46,869.00	22,963.23	46,869.00	48,701.00	1,832.00	3.91%
001.2040.5010.040	REGULAR-PPME UNION	56,116.11	58,802.00	29,611.66	58,802.00	60,882.00	2,080.00	3.54%
001.2040.5020.040	OVERTIME-PPME UNION	926.10	0.00	0.00	0.00	0.00	0.00	0.00%
001.2040.5101.010	SOCIAL SECURITY-NON UNION	2,748.11	2,906.00	1,410.86	2,906.00	3,019.00	113.00	3.89%
001.2040.5101.040	SOCIAL SECURITY-PPME UNION	3,195.15	3,646.00	1,664.93	3,646.00	3,775.00	129.00	3.54%
001.2040.5102.010	MEDICARE-NON UNION	642.69	680.00	329.87	680.00	706.00	26.00	3.82%
001.2040.5102.040	MEDICARE-PPME UNION	747.31	853.00	389.25	853.00	883.00	30.00	3.52%
001.2040.5111.010	IPERS-NON UNION	3,981.82	4,184.00	2,050.55	4,184.00	4,597.00	413.00	9.87%
001.2040.5111.040	IPERS-PPME UNION	5,093.94	5,251.00	2,644.11	5,251.00	5,747.00	496.00	9.45%
001.2040.5121.040	GRP INSUR-PPME UNION	15,650.08	15,291.00	7,455.52	15,291.00	15,291.00	0.00	0.00%
001.2040.5122.000	RETIREES GRP HLTH INS	6,243.24	6,399.00	3,121.62	6,399.00	6,399.00	0.00	0.00%
001.2040.5123.010	WORKCOMP-NON UNION	2,308.05	2,426.00	814.31	2,426.00	1,727.00	-699.00	-28.81%
001.2040.5123.040	WORKCOMP-PPME UNION	2,926.09	3,044.00	1,049.90	3,044.00	2,159.00	-885.00	-29.07%

Budget Comparison Report

Account Number		2016-2017 Total Activity	2017-2018 Total Budget	2017-2018 YTD Activity Through Dec	Parent Budget 2017-2018 2017-2018Work...	Comparison 1 Budget 2018-2019 FY2019 No PolFire	Comparison 1 to Parent Budget Increase / (Decrease)	%
001.2040.5290.000	INSURANCE - GENERAL	2,629.63	1,512.00	0.00	1,512.00	1,512.00	0.00	0.00%
001.2040.5300.000	INSURANCE - TORT LIAB	588.75	1,296.00	0.00	1,296.00	1,296.00	0.00	0.00%
001.2040.5612.000	COMPUTER COMPONENTS	9.99	0.00	0.00	0.00	0.00	0.00	0.00%
001.2050.5010.010	REGULAR-NON UNION	0.00	0.00	0.00	0.00	0.00	0.00	0.00%
001.2050.5010.040	REGULAR-PPME UNION	22,420.11	0.00	487.10	0.00	0.00	0.00	0.00%
001.2050.5010.090	REGULAR-P&R UNION	532.38	0.00	0.00	0.00	0.00	0.00	0.00%
001.2050.5020.040	OVERTIME-PPME UNION	1,402.02	40,000.00	0.00	40,000.00	40,000.00	0.00	0.00%
001.2050.5020.090	OVERTIME-P&R UNION	427.88	0.00	0.00	0.00	0.00	0.00	0.00%
001.2050.5056.010	OTHR DEPT-NON UNION	115.92	0.00	0.00	0.00	0.00	0.00	0.00%
001.2050.5056.040	OTHR DEPT-PPME UNION	970.09	0.00	0.00	0.00	0.00	0.00	0.00%
001.2050.5056.090	OTHR DEPT-P&R UNION	1,863.93	0.00	0.00	0.00	0.00	0.00	0.00%
001.2050.5058.040	OTHR DEPT OT - PPME UNION	206.92	0.00	0.00	0.00	0.00	0.00	0.00%
001.2050.5101.010	SOCIAL SECURITY-NON UNION	7.10	0.00	0.00	0.00	0.00	0.00	0.00%
001.2050.5101.040	SOCIAL SECURITY-PPME UNION	799.54	2,480.00	28.53	2,480.00	2,480.00	0.00	0.00%
001.2050.5101.090	SOCIAL SECURITY-P&R UNION	160.66	0.00	0.00	0.00	0.00	0.00	0.00%
001.2050.5102.010	MEDICARE-NON UNION	1.66	0.00	0.00	0.00	0.00	0.00	0.00%
001.2050.5102.040	MEDICARE-PPME UNION	186.95	580.00	6.69	580.00	580.00	0.00	0.00%
001.2050.5102.090	MEDICARE-P&R UNION	37.55	0.00	0.00	0.00	0.00	0.00	0.00%
001.2050.5111.010	IPERS-NON UNION	10.35	0.00	0.00	0.00	0.00	0.00	0.00%
001.2050.5111.040	IPERS-PPME UNION	1,204.81	3,572.00	43.50	3,572.00	3,572.00	0.00	0.00%
001.2050.5111.090	IPERS-P&R UNION	252.23	0.00	0.00	0.00	0.00	0.00	0.00%
001.2050.5121.010	GRP INSUR-NON UNION	8.22	0.00	0.00	0.00	0.00	0.00	0.00%
001.2050.5121.040	GRP INSUR-PPME UNION	2,801.10	0.00	101.91	0.00	0.00	0.00	0.00%
001.2050.5121.090	GRP INSUR-P&R UNION	554.46	0.00	0.00	0.00	0.00	0.00	0.00%
001.2050.5123.010	WORKCOMP-NON UNION	4.62	0.00	0.00	0.00	0.00	0.00	0.00%
001.2050.5123.040	WORKCOMP-PPME UNION	612.94	2,626.00	16.76	2,626.00	2,626.00	0.00	0.00%
001.2050.5123.090	WORKCOMP-P&R UNION	117.39	0.00	0.00	0.00	0.00	0.00	0.00%
001.2050.5300.000	INSURANCE - TORT LIAB	621.90	1,296.00	0.00	1,296.00	1,296.00	0.00	0.00%
001.2055.5010.010	REGULAR-NON UNION	2,934.76	0.00	1,762.58	0.00	0.00	0.00	0.00%
001.2055.5010.090	REGULAR-P&R UNION	737.24	0.00	229.70	0.00	0.00	0.00	0.00%
001.2055.5101.010	SOCIAL SECURITY-NON UNION	179.76	0.00	108.67	0.00	0.00	0.00	0.00%
001.2055.5101.090	SOCIAL SECURITY-P&R UNION	43.42	0.00	13.53	0.00	0.00	0.00	0.00%
001.2055.5102.010	MEDICARE-NON UNION	42.02	0.00	25.40	0.00	0.00	0.00	0.00%
001.2055.5102.090	MEDICARE-P&R UNION	10.19	0.00	3.17	0.00	0.00	0.00	0.00%
001.2055.5111.010	IPERS-NON UNION	262.04	0.00	157.39	0.00	0.00	0.00	0.00%
001.2055.5111.090	IPERS-P&R UNION	65.85	0.00	20.51	0.00	0.00	0.00	0.00%
001.2055.5121.010	GRP INSUR-NON UNION	202.87	0.00	109.63	0.00	0.00	0.00	0.00%
001.2055.5121.090	GRP INSUR-P&R UNION	207.01	0.00	64.71	0.00	0.00	0.00	0.00%
001.2055.5123.010	WORKCOMP-NON UNION	111.15	0.00	45.38	0.00	0.00	0.00	0.00%

Budget Comparison Report

Account Number		2016-2017 Total Activity	2017-2018 Total Budget	2017-2018 YTD Activity Through Dec	Parent Budget 2017-2018 2017-2018Work...	Comparison 1 Budget 2018-2019 FY2019 No PolFire	Comparison 1 to Parent Budget Increase / (Decrease)	%
001.2055.5123.090	WORKCOMP-P&R UNION	29.41	0.00	5.93	0.00	0.00	0.00	0.00%
001.2060.5010.010	REGULAR-NON UNION	310,795.65	332,099.00	160,266.71	332,099.00	310,339.00	-21,760.00	-6.55%
001.2060.5020.010	OVERTIME-NON UNION	2,969.80	0.00	1,115.01	0.00	0.00	0.00	0.00%
001.2060.5030.070	PART-TIME TEMPORARY	3,546.00	6,000.00	3,510.00	6,000.00	6,000.00	0.00	0.00%
001.2060.5050.060	PART-TIME REGULAR	3,564.00	0.00	0.00	0.00	0.00	0.00	0.00%
001.2060.5060.010	TERM PAYOUTS-NON UNION	4,090.95	0.00	0.00	0.00	0.00	0.00	0.00%
001.2060.5101.010	SOCIAL SECURITY-NON UNION	18,695.84	20,590.00	9,552.84	20,590.00	19,241.00	-1,349.00	-6.55%
001.2060.5101.060	SOCIAL SECURITY-PT REGULAR	220.97	0.00	0.00	0.00	0.00	0.00	0.00%
001.2060.5101.070	SOCIAL SECURITY-PT TEMP	219.85	372.00	217.62	372.00	372.00	0.00	0.00%
001.2060.5102.010	MEDICARE-NON UNION	4,372.36	4,815.00	2,234.12	4,815.00	4,500.00	-315.00	-6.54%
001.2060.5102.060	MEDICARE-PT REGULAR	51.73	0.00	0.00	0.00	0.00	0.00	0.00%
001.2060.5102.070	MEDICARE-TEMPORARY	51.42	87.00	50.93	87.00	87.00	0.00	0.00%
001.2060.5111.010	IPERS-NON UNION	28,007.98	29,656.00	14,411.49	29,656.00	29,296.00	-360.00	-1.21%
001.2060.5111.060	IPERS-PT REGULAR	318.26	0.00	0.00	0.00	0.00	0.00	0.00%
001.2060.5111.070	IPERS-PT TEMP	316.65	0.00	313.44	0.00	0.00	0.00	0.00%
001.2060.5121.010	GRP INSUR-NON UNION	56,336.10	58,477.00	27,416.63	58,477.00	58,027.00	-450.00	-0.77%
001.2060.5122.000	RETIREES GRP HLTH INS	7,309.44	7,492.00	3,654.72	7,492.00	7,492.00	0.00	0.00%
001.2060.5123.010	WORKCOMP-NON UNION	6,495.03	7,760.00	2,429.12	7,760.00	5,055.00	-2,705.00	-34.86%
001.2060.5123.060	WORKCOMP-PT REGULAR	142.05	0.00	0.00	0.00	0.00	0.00	0.00%
001.2060.5123.070	WORKCOMP-TEMPORARY	58.60	140.00	5.20	140.00	98.00	-42.00	-30.00%
001.2060.5210.000	ADVERTISING & LEGAL PUB	295.00	0.00	295.00	0.00	0.00	0.00	0.00%
001.2060.5290.000	INSURANCE - GENERAL	419.50	918.00	0.00	918.00	918.00	0.00	0.00%
001.2060.5300.000	INSURANCE - TORT LIAB	1,352.65	2,916.00	0.00	2,916.00	2,916.00	0.00	0.00%
001.2060.5344.000	CONTRACT-MAINTENANCE	151.08	0.00	96.18	0.00	0.00	0.00	0.00%
001.2060.5460.000	CONFERENCE EXPENSE	0.00	0.00	20.00	0.00	0.00	0.00	0.00%
001.2060.5600.000	OPERATING SUPPLIES	24.53	0.00	55.80	0.00	0.00	0.00	0.00%
001.2080.5251.000	LICENSE & PERMITS	130.00	0.00	350.00	0.00	0.00	0.00	0.00%
001.2080.5280.000	DUES, MEMBER, SUBSCRIPTN	99.00	0.00	0.00	0.00	0.00	0.00	0.00%
001.2080.5290.000	INSURANCE - GENERAL	7,416.87	756.00	3,875.00	4,000.00	4,000.00	0.00	0.00%
001.2080.5300.000	INSURANCE - TORT LIAB	126.75	7,020.00	0.00	4,000.00	4,000.00	0.00	0.00%
001.2080.5342.000	CONTRACT-OUTSIDE HELP	7,467.37	140.00	3,852.00	7,500.00	7,500.00	0.00	0.00%
001.2080.5344.000	CONTRACT-MAINTENANCE	6,346.84	8,000.00	1,312.50	8,000.00	8,000.00	0.00	0.00%
001.2080.5410.000	REPAIRS & MAINTENANCE	35,288.59	32,000.00	17,476.16	32,000.00	32,000.00	0.00	0.00%
001.2080.5440.000	TAXES PAID	338.00	0.00	98.00	0.00	0.00	0.00	0.00%
001.2080.5450.000	TELEPHONE/OTHR COMMNCTN	724.61	950.00	429.37	950.00	950.00	0.00	0.00%
001.2080.5480.000	UTILITIES	0.00	5,000.00	0.00	0.00	0.00	0.00	0.00%
001.2080.5481.000	ELECTRICITY	4,317.51	6,500.00	2,413.64	5,000.00	5,000.00	0.00	0.00%
001.2080.5483.000	WATER	1,879.28	0.00	744.60	2,000.00	2,000.00	0.00	0.00%
001.2080.5484.000	PROPANE	1,342.54	0.00	1,960.09	2,000.00	2,000.00	0.00	0.00%

Budget Comparison Report

Account Number		2016-2017 Total Activity	2017-2018 Total Budget	2017-2018 YTD Activity Through Dec	Parent Budget 2017-2018 2017-2018Work...	Comparison 1 Budget 2018-2019 FY2019 No PolFire	Comparison 1 to Parent Budget Increase / (Decrease)	%
001.2080.5565.000	VEHICLE OPER/MAINT SPPLY	2,767.51	0.00	323.72	3,000.00	3,000.00	0.00	0.00%
001.2080.5570.000	VEHICLE GAS	1,012.98	7,700.00	0.00	2,000.00	2,000.00	0.00	0.00%
001.2080.5571.000	VEHICLE DIESEL FUEL	1,506.60	0.00	1,261.40	2,000.00	2,000.00	0.00	0.00%
001.2080.5600.000	OPERATING SUPPLIES	6,234.08	3,000.00	865.41	3,000.00	3,000.00	0.00	0.00%
001.2080.5776.000	BUILDINGS & IMPROVEMENTS	0.00	0.00	136.00	0.00	0.00	0.00	0.00%
001.2090.5220.000	COLLECTION COSTS/REFUNDS	2,860.40	3,500.00	1,565.05	3,500.00	3,500.00	0.00	0.00%
001.2090.5331.000	PAYMENTS-OTHER ENTITIES	110,208.00	110,208.00	55,104.00	110,208.00	110,208.00	0.00	0.00%
001.2090.5342.000	CONTRACT-OUTSIDE HELP	1,568.90	0.00	0.00	2,000.00	2,000.00	0.00	0.00%
001.2090.5600.000	OPERATING SUPPLIES	0.00	355.00	0.00	355.00	355.00	0.00	0.00%
001.2095.5600.000	OPERATING SUPPLIES	0.00	0.00	0.00	2,000.00	2,000.00	0.00	0.00%
001.3900.5251.000	LICENSE & PERMITS	0.00	0.00	80.00	0.00	0.00	0.00	0.00%
001.3900.5290.000	INSURANCE - GENERAL	2,024.00	1,080.00	0.00	2,025.00	2,025.00	0.00	0.00%
001.3900.5300.000	INSURANCE - TORT LIAB	51.72	4,104.00	0.00	4,104.00	4,104.00	0.00	0.00%
001.3900.5342.000	CONTRACT-OUTSIDE HELP	1,325.60	900.00	659.88	900.00	900.00	0.00	0.00%
001.3900.5344.000	CONTRACT-MAINTENANCE	3,985.07	2,800.00	2,261.21	2,800.00	2,800.00	0.00	0.00%
001.3900.5410.000	REPAIRS & MAINTENANCE	347.50	2,500.00	1,766.23	2,500.00	2,500.00	0.00	0.00%
001.3900.5450.000	TELEPHONE/OTHR COMMNCTN	1,133.97	400.00	575.34	1,200.00	1,200.00	0.00	0.00%
001.3900.5480.000	UTILITIES	-166.43	0.00	0.00	0.00	0.00	0.00	0.00%
001.3900.5481.000	ELECTRICITY	19,964.53	19,200.00	12,761.81	20,000.00	20,000.00	0.00	0.00%
001.3900.5482.000	NATURAL GAS	4,080.23	5,500.00	933.94	5,500.00	5,500.00	0.00	0.00%
001.3900.5485.000	STORM WATER FEES	289.60	132.00	186.69	132.00	132.00	0.00	0.00%
001.3900.5600.000	OPERATING SUPPLIES	637.95	1,500.00	1,060.27	1,500.00	1,500.00	0.00	0.00%
001.4010.5010.010	REGULAR-NON UNION	470,974.06	492,296.00	242,124.14	492,296.00	507,084.00	14,788.00	3.00%
001.4010.5050.060	PART-TIME REGULAR	129,251.55	138,608.00	76,585.65	138,608.00	173,187.00	34,579.00	24.95%
001.4010.5060.010	TERM PAYOUTS-NON UNION	437.20	0.00	0.00	0.00	0.00	0.00	0.00%
001.4010.5101.010	SOCIAL SECURITY-NON UNION	27,685.59	30,522.00	14,238.11	30,522.00	31,439.00	917.00	3.00%
001.4010.5101.060	SOCIAL SECURITY-PT REGULAR	7,997.47	8,594.00	4,748.25	8,594.00	10,738.00	2,144.00	24.95%
001.4010.5102.010	MEDICARE-NON UNION	6,474.87	7,137.00	3,329.93	7,137.00	7,353.00	216.00	3.03%
001.4010.5102.060	MEDICARE-PT REGULAR	1,870.45	2,010.00	1,110.53	2,010.00	2,511.00	501.00	24.93%
001.4010.5111.010	IPERS-NON UNION	42,080.76	43,962.00	21,621.73	43,962.00	47,869.00	3,907.00	8.89%
001.4010.5111.060	IPERS-PT REGULAR	11,517.44	12,378.00	6,839.05	12,378.00	16,349.00	3,971.00	32.08%
001.4010.5121.010	GRP INSUR-NON UNION	77,919.60	79,913.00	38,362.90	79,913.00	72,570.00	-7,343.00	-9.19%
001.4010.5122.000	RETIREES GRP HLTH INS	9,288.00	9,520.00	4,644.00	9,520.00	9,520.00	0.00	0.00%
001.4010.5123.010	WORKCOMP-NON UNION	1,035.12	1,081.00	361.83	1,081.00	758.00	-323.00	-29.88%
001.4010.5123.060	WORKCOMP-PT REGULAR	283.67	304.00	114.44	304.00	259.00	-45.00	-14.80%
001.4010.5151.000	PHYSICALS/IMMUNIZATIONS	659.68	0.00	156.52	0.00	0.00	0.00	0.00%
001.4010.5210.000	ADVERTISING & LEGAL PUB	885.84	400.00	302.51	400.00	400.00	0.00	0.00%
001.4010.5215.000	BANK CHARGES	662.42	700.00	336.23	700.00	0.00	-700.00	-100.00%
001.4010.5216.000	BACKGROUND CHECKS	120.00	0.00	0.00	0.00	120.00	120.00	0.00%

Budget Comparison Report

Account Number		2016-2017 Total Activity	2017-2018 Total Budget	2017-2018 YTD Activity Through Dec	Parent Budget 2017-2018 2017-2018Work...	Comparison 1 Budget 2018-2019 FY2019 No PolFire	Comparison 1 to Parent Budget Increase / (Decrease)	%
001.4010.5251.000	LICENSE & PERMITS	751.00	1,000.00	479.56	1,000.00	0.00	-1,000.00	-100.00%
001.4010.5280.000	DUES, MEMBER, SUBSCRIPTN	959.95	1,000.00	430.00	1,000.00	1,000.00	0.00	0.00%
001.4010.5290.000	INSURANCE - GENERAL	5,659.04	5,616.00	0.00	5,616.00	5,616.00	0.00	0.00%
001.4010.5300.000	INSURANCE - TORT LIAB	2,330.52	2,376.00	0.00	2,376.00	2,376.00	0.00	0.00%
001.4010.5342.000	CONTRACT-OUTSIDE HELP	28,845.68	28,600.00	13,011.89	28,600.00	28,600.00	0.00	0.00%
001.4010.5343.000	CONTRACT-PROMOTIONS/PGMS	6,000.38	7,500.00	3,951.40	7,500.00	7,500.00	0.00	0.00%
001.4010.5344.000	CONTRACT-MAINTENANCE	18,261.43	18,500.00	7,594.19	18,500.00	18,500.00	0.00	0.00%
001.4010.5347.000	CONTRACT-SOFTWARE MAINT	15,247.90	13,604.00	5,255.56	13,604.00	13,604.00	0.00	0.00%
001.4010.5360.000	POSTAGE & SHIPPING	3,651.72	4,000.00	120.70	4,000.00	4,000.00	0.00	0.00%
001.4010.5370.000	PRINTING & BINDING	0.00	200.00	0.00	0.00	0.00	0.00	0.00%
001.4010.5380.000	RENTS & LEASES	360.00	400.00	0.00	400.00	400.00	0.00	0.00%
001.4010.5386.000	CONTRACT LAWN CARE	1,090.00	3,400.00	2,674.96	3,400.00	3,400.00	0.00	0.00%
001.4010.5410.000	REPAIRS & MAINTENANCE	25,189.40	14,500.00	5,188.01	14,500.00	14,500.00	0.00	0.00%
001.4010.5450.000	TELEPHONE/OTHR COMMNCTN	6,468.93	6,800.00	3,568.79	6,800.00	6,800.00	0.00	0.00%
001.4010.5460.000	CONFERENCE EXPENSE	1,658.24	2,500.00	1,171.00	2,500.00	2,500.00	0.00	0.00%
001.4010.5461.000	TRAVEL-AIRFARE	0.00	0.00	0.00	0.00	0.00	0.00	0.00%
001.4010.5462.000	TRAVEL-OTHER	0.00	1,500.00	996.60	1,500.00	1,500.00	0.00	0.00%
001.4010.5464.000	TRAVEL-PER DIEM	24.09	750.00	388.73	750.00	750.00	0.00	0.00%
001.4010.5465.000	TRAVEL - HOTEL/MOTEL	253.28	4,000.00	2,032.86	4,000.00	4,000.00	0.00	0.00%
001.4010.5470.000	TRAINING	0.00	0.00	79.00	0.00	0.00	0.00	0.00%
001.4010.5472.000	MILEAGE REIMBURSE	657.90	750.00	652.85	750.00	750.00	0.00	0.00%
001.4010.5481.000	ELECTRICITY	37,100.91	36,500.00	19,919.83	36,500.00	36,500.00	0.00	0.00%
001.4010.5482.000	NATURAL GAS	4,957.02	7,500.00	1,945.54	7,500.00	7,500.00	0.00	0.00%
001.4010.5485.000	STORM WATER FEES	1,158.40	1,053.00	1,100.79	1,053.00	1,053.00	0.00	0.00%
001.4010.5600.000	OPERATING SUPPLIES	33,879.03	28,500.00	7,933.49	28,500.00	28,500.00	0.00	0.00%
001.4010.5601.000	PROMOTION/PROGRAM SPPLY	3,540.29	1,000.00	853.37	1,000.00	1,000.00	0.00	0.00%
001.4010.5605.000	OFFICE SUPPLIES	3,244.38	2,600.00	304.17	2,600.00	2,600.00	0.00	0.00%
001.4010.5611.000	BLDG,GRD OPER/MAINT SPLY	0.00	0.00	246.00	0.00	0.00	0.00	0.00%
001.4010.5612.000	COMPUTER COMPONENTS	558.60	500.00	37.87	500.00	500.00	0.00	0.00%
001.4010.5703.000	MINOR COMPUTER	12,166.34	8,000.00	406.48	8,000.00	8,000.00	0.00	0.00%
001.4010.5704.000	MINOR SOFTWARE <$5,000	156.60	0.00	7,016.00	3,900.00	0.00	-3,900.00	-100.00%
001.4010.5718.000	MINOR EQUIP, UNCLASSFIED	24,348.82	14,150.00	911.90	10,450.00	13,930.00	3,480.00	33.30%
001.4010.5730.000	REFERENCE MATERIALS	29,726.87	8,500.00	9,198.50	8,500.00	8,500.00	0.00	0.00%
001.4010.5731.000	LIBRARY PERIODICALS	14,318.35	15,000.00	13,482.53	15,000.00	15,000.00	0.00	0.00%
001.4010.5732.000	LIBRARY BOOKS, FILM RCRD	101,856.77	105,000.00	48,704.07	105,000.00	105,000.00	0.00	0.00%
001.4010.5734.000	LOST BOOKS	9,069.87	11,100.00	1,409.49	11,100.00	11,100.00	0.00	0.00%
001.4010.5735.000	LOST DVD	379.61	0.00	0.00	0.00	0.00	0.00	0.00%
001.4010.5736.000	LIBRARY DATABASES	0.00	16,500.00	0.00	16,500.00	16,500.00	0.00	0.00%
001.4010.5741.000	COMPUTER SOFTWARE > 5,000	12,244.00	0.00	0.00	0.00	0.00	0.00	0.00%

Budget Comparison Report

Account Number		2016-2017 Total Activity	2017-2018 Total Budget	2017-2018 YTD Activity Through Dec	Parent Budget 2017-2018 2017-2018Work...	Comparison 1 Budget 2018-2019 FY2019 No PolFire	Comparison 1 to Parent Budget Increase / (Decrease)	%
001.4010.5980.000	REFUNDS/REIMB	654.01	0.00	287.11	0.00	0.00	0.00	0.00%
001.4020.5251.000	LICENSE & PERMITS	333.66	0.00	0.00	0.00	500.00	500.00	0.00%
001.4020.5331.000	PAYMENTS-OTHER ENTITIES	15,577.79	8,000.00	0.00	8,000.00	10,000.00	2,000.00	25.00%
001.4020.5600.000	OPERATING SUPPLIES	267.00	267.00	0.00	267.00	500.00	233.00	87.27%
001.4030.5010.010	REGULAR-NON UNION	148,113.77	161,750.00	75,968.23	161,750.00	168,792.00	7,042.00	4.35%
001.4030.5010.090	REGULAR-P&R UNION	152,002.54	158,662.00	81,245.65	158,662.00	176,138.00	17,476.00	11.01%
001.4030.5020.090	OVERTIME-P&R UNION	1,558.92	500.00	379.42	1,500.00	1,500.00	0.00	0.00%
001.4030.5030.070	PART-TIME TEMPORARY	16,629.51	25,000.00	4,194.50	25,000.00	27,080.00	2,080.00	8.32%
001.4030.5056.040	OTHR DEPT-PPME UNION	5,026.94	0.00	838.83	0.00	0.00	0.00	0.00%
001.4030.5101.010	SOCIAL SECURITY-NON UNION	9,091.56	10,029.00	4,695.85	10,029.00	10,465.00	436.00	4.35%
001.4030.5101.040	SOCIAL SECURITY-PPME UNION	305.41	0.00	50.36	0.00	0.00	0.00	0.00%
001.4030.5101.070	SOCIAL SECURITY-PT TEMP	1,031.05	1,550.00	260.08	1,550.00	1,679.00	129.00	8.32%
001.4030.5101.090	SOCIAL SECURITY-P&R UNION	8,692.64	9,837.00	4,635.24	9,837.00	10,921.00	1,084.00	11.02%
001.4030.5102.010	MEDICARE-NON UNION	2,126.21	2,345.00	1,098.20	2,345.00	2,447.00	102.00	4.35%
001.4030.5102.040	MEDICARE-PPME UNION	71.43	0.00	11.79	0.00	0.00	0.00	0.00%
001.4030.5102.070	MEDICARE-TEMPORARY	241.15	363.00	60.82	363.00	393.00	30.00	8.26%
001.4030.5102.090	MEDICARE-P&R UNION	2,032.90	2,301.00	1,083.98	2,301.00	2,554.00	253.00	11.00%
001.4030.5111.010	IPERS-NON UNION	13,223.23	14,444.00	6,784.08	14,444.00	15,934.00	1,490.00	10.32%
001.4030.5111.040	IPERS-PPME UNION	448.90	0.00	74.91	0.00	0.00	0.00	0.00%
001.4030.5111.070	IPERS-PT TEMP	356.56	0.00	0.00	0.00	0.00	0.00	0.00%
001.4030.5111.090	IPERS-P&R UNION	13,713.01	14,168.00	7,289.24	14,168.00	16,627.00	2,459.00	17.36%
001.4030.5121.010	GRP INSUR-NON UNION	6,173.29	6,372.00	3,042.83	6,372.00	6,912.00	540.00	8.47%
001.4030.5121.040	GRP INSUR-PPME UNION	259.00	0.00	77.01	0.00	0.00	0.00	0.00%
001.4030.5121.090	GRP INSUR-P&R UNION	39,722.08	38,937.00	19,870.90	38,937.00	42,030.00	3,093.00	7.94%
001.4030.5122.000	RETIREES GRP HLTH INS	15,222.00	15,867.00	5,418.00	15,867.00	15,867.00	0.00	0.00%
001.4030.5123.010	WORKCOMP-NON UNION	2,964.41	6,448.00	965.24	6,448.00	4,345.00	-2,103.00	-32.61%
001.4030.5123.040	WORKCOMP-PPME UNION	144.12	0.00	16.98	0.00	0.00	0.00	0.00%
001.4030.5123.070	WORKCOMP-TEMPORARY	662.99	997.00	107.97	997.00	697.00	-300.00	-30.09%
001.4030.5123.090	WORKCOMP-P&R UNION	6,152.60	6,325.00	2,101.30	6,325.00	4,534.00	-1,791.00	-28.32%
001.4030.5132.000	CLOTHING EXPENSE	1,719.30	2,000.00	1,216.23	2,000.00	2,000.00	0.00	0.00%
001.4030.5132.010	CIOTHING EXPENSES NON UNIOI	176.95	200.00	194.46	200.00	200.00	0.00	0.00%
001.4030.5151.000	PHYSICALS/IMMUNIZATIONS	1,393.92	500.00	0.00	500.00	500.00	0.00	0.00%
001.4030.5192.070	UNEMPLOYMENT-TEMPORARY	4,726.77	2,500.00	0.00	2,500.00	5,000.00	2,500.00	100.00%
001.4030.5210.000	ADVERTISING & LEGAL PUB	0.00	0.00	54.00	0.00	0.00	0.00	0.00%
001.4030.5216.000	BACKGROUND CHECKS	155.60	75.00	50.85	75.00	75.00	0.00	0.00%
001.4030.5231.000	ACCOUNTING FEES	0.00	6,500.00	0.00	6,500.00	0.00	-6,500.00	-100.00%
001.4030.5251.000	LICENSE & PERMITS	78.00	100.00	0.00	100.00	100.00	0.00	0.00%
001.4030.5280.000	DUES, MEMBER, SUBSCRIPTN	310.00	0.00	109.99	500.00	500.00	0.00	0.00%
001.4030.5290.000	INSURANCE - GENERAL	5,128.74	15,660.00	0.00	20,000.00	20,000.00	0.00	0.00%

Budget Comparison Report

Account Number		2016-2017 Total Activity	2017-2018 Total Budget	2017-2018 YTD Activity Through Dec	Parent Budget 2017-2018 2017-2018Work...	Comparison 1 Budget 2018-2019 FY2019 No PolFire	Comparison 1 to Parent Budget Increase / (Decrease)	%
001.4030.5300.000	INSURANCE - TORT LIAB	5,461.83	4,320.00	0.00	4,320.00	4,320.00	0.00	0.00%
001.4030.5339.000	MEDICAL CLAIMS PAID BY CITY	0.00	0.00	444.72	0.00	0.00	0.00	0.00%
001.4030.5342.000	CONTRACT-OUTSIDE HELP	36,263.43	42,700.00	9,921.18	9,000.00	9,000.00	0.00	0.00%
001.4030.5344.000	CONTRACT-MAINTENANCE	849.31	400.00	104.15	400.00	400.00	0.00	0.00%
001.4030.5360.000	POSTAGE & SHIPPING	37.00	0.00	0.00	0.00	0.00	0.00	0.00%
001.4030.5370.000	PRINTING & BINDING	247.40	0.00	2,889.77	0.00	0.00	0.00	0.00%
001.4030.5380.000	RENTS & LEASES	180.00	400.00	0.00	400.00	400.00	0.00	0.00%
001.4030.5386.000	CONTRACT LAWN CARE	5,945.00	0.00	17,990.00	36,000.00	36,000.00	0.00	0.00%
001.4030.5410.000	REPAIRS & MAINTENANCE	3,484.49	5,500.00	900.28	5,500.00	5,500.00	0.00	0.00%
001.4030.5450.000	TELEPHONE/OTHR COMMNCTN	242.97	500.00	129.15	500.00	500.00	0.00	0.00%
001.4030.5460.000	CONFERENCE EXPENSE	1,509.12	400.00	640.00	1,500.00	1,500.00	0.00	0.00%
001.4030.5481.000	ELECTRICITY	17,561.71	18,000.00	10,443.96	18,000.00	18,000.00	0.00	0.00%
001.4030.5482.000	NATURAL GAS	1,768.81	2,600.00	754.39	2,600.00	2,600.00	0.00	0.00%
001.4030.5485.000	STORM WATER FEES	5,647.56	5,134.00	6,065.18	5,134.00	5,134.00	0.00	0.00%
001.4030.5489.000	SAFETY EQUIP/SUPPLIE	668.39	500.00	113.90	500.00	500.00	0.00	0.00%
001.4030.5562.000	GROUNDS EQUIP MAINT SPLY	1,855.07	4,500.00	760.96	4,500.00	4,500.00	0.00	0.00%
001.4030.5565.000	VEHICLE OPER/MAINT SPPLY	3,335.85	0.00	689.33	4,000.00	4,000.00	0.00	0.00%
001.4030.5570.000	VEHICLE GAS	3,301.47	2,500.00	3,992.52	6,000.00	6,000.00	0.00	0.00%
001.4030.5570.010	VEHICLE GAS	2,004.17	11,550.00	0.00	0.00	0.00	0.00	0.00%
001.4030.5571.000	VEHICLE DIESEL FUEL	4,255.53	6,000.00	1,726.32	6,000.00	6,000.00	0.00	0.00%
001.4030.5600.000	OPERATING SUPPLIES	434.85	800.00	362.82	800.00	800.00	0.00	0.00%
001.4030.5605.000	OFFICE SUPPLIES	63.99	0.00	71.28	0.00	0.00	0.00	0.00%
001.4030.5609.000	AGRICULTURAL SUPPLIES	473.63	1,300.00	621.16	1,300.00	1,300.00	0.00	0.00%
001.4030.5611.000	BLDG,GRD OPER/MAINT SPLY	18,393.06	17,000.00	11,990.24	17,000.00	20,000.00	3,000.00	17.65%
001.4030.5612.000	COMPUTER COMPONENTS	83.07	0.00	0.00	0.00	0.00	0.00	0.00%
001.4030.5703.000	MINOR COMPUTER	440.22	0.00	0.00	0.00	0.00	0.00	0.00%
001.4030.5718.000	MINOR EQUIP, UNCLASSFIED	1,975.11	2,500.00	6,048.51	2,500.00	7,000.00	4,500.00	180.00%
001.4040.5010.010	REGULAR-NON UNION	23,379.31	24,322.00	12,034.88	24,322.00	25,346.00	1,024.00	4.21%
001.4040.5010.090	REGULAR-P&R UNION	295.37	2,154.00	0.00	2,154.00	2,154.00	0.00	0.00%
001.4040.5030.070	PART-TIME TEMPORARY	8,156.55	19,000.00	8,986.50	19,000.00	22,120.00	3,120.00	16.42%
001.4040.5101.010	SOCIAL SECURITY-NON UNION	1,340.81	1,507.00	707.96	1,507.00	1,571.00	64.00	4.25%
001.4040.5101.070	SOCIAL SECURITY-PT TEMP	502.10	1,178.00	557.15	1,178.00	1,371.00	193.00	16.38%
001.4040.5101.090	SOCIAL SECURITY-P&R UNION	17.00	134.00	0.00	134.00	134.00	0.00	0.00%
001.4040.5102.010	MEDICARE-NON UNION	313.65	353.00	165.65	353.00	368.00	15.00	4.25%
001.4040.5102.070	MEDICARE-TEMPORARY	117.41	276.00	130.30	276.00	321.00	45.00	16.30%
001.4040.5102.090	MEDICARE-P&R UNION	3.97	31.00	0.00	31.00	31.00	0.00	0.00%
001.4040.5111.010	IPERS-NON UNION	2,084.44	2,172.00	1,074.68	2,172.00	2,393.00	221.00	10.17%
001.4040.5111.070	IPERS-PT TEMP	214.16	0.00	103.75	0.00	0.00	0.00	0.00%
001.4040.5111.090	IPERS-P&R UNION	26.36	192.00	0.00	192.00	192.00	0.00	0.00%

Budget Comparison Report

Account Number		2016-2017 Total Activity	2017-2018 Total Budget	2017-2018 YTD Activity Through Dec	Parent Budget 2017-2018 2017-2018Work...	Comparison 1 Budget 2018-2019 FY2019 No PolFire	Comparison 1 to Parent Budget Increase / (Decrease)	%
001.4040.5121.010	GRP INSUR-NON UNION	2,702.86	2,767.00	1,348.69	2,767.00	2,767.00	0.00	0.00%
001.4040.5121.090	GRP INSUR-P&R UNION	73.83	490.00	0.00	490.00	490.00	0.00	0.00%
001.4040.5123.010	WORKCOMP-NON UNION	272.52	970.00	41.15	970.00	652.00	-318.00	-32.78%
001.4040.5123.070	WORKCOMP-TEMPORARY	275.43	757.00	238.93	757.00	569.00	-188.00	-24.83%
001.4040.5123.090	WORKCOMP-P&R UNION	11.91	86.00	0.00	86.00	86.00	0.00	0.00%
001.4040.5132.000	CLOTHING EXPENSE	198.96	200.00	0.00	200.00	200.00	0.00	0.00%
001.4040.5210.000	ADVERTISING & LEGAL PUB	1,418.43	1,000.00	854.86	1,000.00	1,000.00	0.00	0.00%
001.4040.5216.000	BACKGROUND CHECKS	0.00	50.00	0.00	50.00	50.00	0.00	0.00%
001.4040.5251.000	LICENSE & PERMITS	371.14	0.00	0.00	0.00	0.00	0.00	0.00%
001.4040.5280.000	DUES, MEMBER, SUBSCRIPTN	195.00	750.00	0.00	750.00	750.00	0.00	0.00%
001.4040.5342.000	CONTRACT-OUTSIDE HELP	1,396.95	1,000.00	0.00	1,000.00	1,000.00	0.00	0.00%
001.4040.5344.000	CONTRACT-MAINTENANCE	0.00	2,200.00	0.00	2,200.00	2,200.00	0.00	0.00%
001.4040.5354.000	RECR SRV-UMPIRES	1,250.00	0.00	0.00	0.00	0.00	0.00	0.00%
001.4040.5357.000	RECR SRV-ADMISSION	0.00	0.00	88.00	0.00	0.00	0.00	0.00%
001.4040.5358.000	RECR SRV-INSTRUCTR	10,727.50	8,000.00	4,530.10	11,000.00	11,000.00	0.00	0.00%
001.4040.5360.000	POSTAGE & SHIPPING	6.45	100.00	2.66	100.00	100.00	0.00	0.00%
001.4040.5370.000	PRINTING & BINDING	4,529.15	900.00	900.00	900.00	900.00	0.00	0.00%
001.4040.5410.000	REPAIRS & MAINTENANCE	0.00	100.00	0.00	100.00	100.00	0.00	0.00%
001.4040.5450.000	TELEPHONE/OTHR COMMNCTN	2,294.88	2,800.00	1,029.05	2,800.00	2,800.00	0.00	0.00%
001.4040.5460.000	CONFERENCE EXPENSE	466.60	1,750.00	0.00	1,750.00	1,750.00	0.00	0.00%
001.4040.5600.000	OPERATING SUPPLIES	1,147.71	2,500.00	39.46	1,500.00	1,500.00	0.00	0.00%
001.4040.5601.000	PROMOTION/PROGRAM SPPLY	688.96	400.00	239.88	400.00	400.00	0.00	0.00%
001.4040.5605.000	OFFICE SUPPLIES	0.00	0.00	91.11	1,000.00	1,000.00	0.00	0.00%
001.4040.5611.000	BLDG,GRD OPER/MAINT SPLY	0.00	200.00	7.08	200.00	200.00	0.00	0.00%
001.4040.5612.000	COMPUTER COMPONENTS	24.05	0.00	100.00	0.00	0.00	0.00	0.00%
001.4040.5613.000	MERCHANDISE FOR RESALE	11,776.61	10,000.00	1,955.93	10,000.00	10,000.00	0.00	0.00%
001.4040.5618.000	RM-ASHPALT	0.00	0.00	1,462.50	0.00	0.00	0.00	0.00%
001.4040.5718.000	MINOR EQUIP, UNCLASSFIED	0.00	200.00	305.04	200.00	200.00	0.00	0.00%
001.4041.5010.010	REGULAR-NON UNION	64,442.54	67,322.00	33,140.90	67,322.00	69,538.00	2,216.00	3.29%
001.4041.5030.070	PART-TIME TEMPORARY	52,009.84	55,000.00	36,752.57	55,000.00	64,600.00	9,600.00	17.45%
001.4041.5101.010	SOCIAL SECURITY-NON UNION	3,442.32	4,174.00	1,788.00	4,174.00	4,311.00	137.00	3.28%
001.4041.5101.070	SOCIAL SECURITY-PT TEMP	3,224.58	3,410.00	2,278.62	3,410.00	4,005.00	595.00	17.45%
001.4041.5102.010	MEDICARE-NON UNION	805.05	976.00	418.11	976.00	1,008.00	32.00	3.28%
001.4041.5102.070	MEDICARE-TEMPORARY	754.18	798.00	532.95	798.00	937.00	139.00	17.42%
001.4041.5111.010	IPERS-NON UNION	5,752.50	6,012.00	2,959.43	6,012.00	6,564.00	552.00	9.18%
001.4041.5111.070	IPERS-PT TEMP	284.16	0.00	328.13	0.00	0.00	0.00	0.00%
001.4041.5121.010	GRP INSUR-NON UNION	11,614.76	11,911.00	5,807.40	11,911.00	11,911.00	0.00	0.00%
001.4041.5123.010	WORKCOMP-NON UNION	2,232.74	2,684.00	791.88	2,684.00	1,790.00	-894.00	-33.31%
001.4041.5123.070	WORKCOMP-TEMPORARY	1,902.60	2,193.00	946.10	2,193.00	1,663.00	-530.00	-24.17%

Budget Comparison Report

Account Number		2016-2017 Total Activity	2017-2018 Total Budget	2017-2018 YTD Activity Through Dec	Parent Budget 2017-2018 2017-2018Work...	Comparison 1 Budget 2018-2019 FY2019 No PolFire	Comparison 1 to Parent Budget Increase / (Decrease)	%
001.4041.5132.000	CLOTHING EXPENSE	198.96	0.00	0.00	0.00	0.00	0.00	0.00%
001.4041.5210.000	ADVERTISING & LEGAL PUB	412.00	2,000.00	5.49	500.00	500.00	0.00	0.00%
001.4041.5216.000	BACKGROUND CHECKS	215.10	500.00	59.75	500.00	500.00	0.00	0.00%
001.4041.5251.000	LICENSE & PERMITS	0.00	1,000.00	0.00	100.00	100.00	0.00	0.00%
001.4041.5280.000	DUES, MEMBER, SUBSCRIPTN	417.10	150.00	100.00	150.00	150.00	0.00	0.00%
001.4041.5331.000	PAYMENTS-OTHER ENTITIES	1,230.00	1,500.00	8,654.26	10,000.00	10,000.00	0.00	0.00%
001.4041.5342.000	CONTRACT-OUTSIDE HELP	275.00	800.00	699.00	800.00	800.00	0.00	0.00%
001.4041.5357.000	RECR SRV-ADMISSION	7,404.66	9,250.00	11,656.83	15,000.00	15,000.00	0.00	0.00%
001.4041.5358.000	RECR SRV-INSTRUCTR	1,850.50	4,300.00	0.00	2,000.00	2,000.00	0.00	0.00%
001.4041.5360.000	POSTAGE & SHIPPING	0.00	100.00	7.20	100.00	100.00	0.00	0.00%
001.4041.5370.000	PRINTING & BINDING	1,089.90	1,625.00	1,180.00	1,625.00	1,625.00	0.00	0.00%
001.4041.5410.000	REPAIRS & MAINTENANCE	531.36	0.00	0.00	0.00	0.00	0.00	0.00%
001.4041.5460.000	CONFERENCE EXPENSE	0.00	200.00	263.15	200.00	200.00	0.00	0.00%
001.4041.5600.000	OPERATING SUPPLIES	432.38	500.00	11.96	500.00	500.00	0.00	0.00%
001.4041.5601.000	PROMOTION/PROGRAM SPPLY	6,966.44	6,500.00	6,651.64	7,000.00	7,000.00	0.00	0.00%
001.4041.5613.000	MERCHANDISE FOR RESALE	2,863.32	4,000.00	375.53	4,000.00	4,000.00	0.00	0.00%
001.4041.5718.000	MINOR EQUIP, UNCLASSFIED	0.00	600.00	589.98	600.00	600.00	0.00	0.00%
001.4045.5010.010	REGULAR-NON UNION	11,887.27	12,832.00	6,429.91	12,832.00	13,435.00	603.00	4.70%
001.4045.5010.090	REGULAR-P&R UNION	1,987.29	2,534.00	2,401.23	2,534.00	4,870.00	2,336.00	92.19%
001.4045.5030.070	PART-TIME TEMPORARY	15,172.46	14,000.00	12,921.74	14,000.00	29,000.00	15,000.00	107.14%
001.4045.5101.010	SOCIAL SECURITY-NON UNION	709.30	796.00	393.19	796.00	833.00	37.00	4.65%
001.4045.5101.070	SOCIAL SECURITY-PT TEMP	940.72	868.00	801.20	868.00	1,798.00	930.00	107.14%
001.4045.5101.090	SOCIAL SECURITY-P&R UNION	109.98	157.00	136.61	157.00	302.00	145.00	92.36%
001.4045.5102.010	MEDICARE-NON UNION	165.87	186.00	92.01	186.00	195.00	9.00	4.84%
001.4045.5102.070	MEDICARE-TEMPORARY	219.99	203.00	187.40	203.00	421.00	218.00	107.39%
001.4045.5102.090	MEDICARE-P&R UNION	25.72	37.00	31.98	37.00	71.00	34.00	91.89%
001.4045.5111.010	IPERS-NON UNION	1,059.86	1,146.00	574.24	1,146.00	1,268.00	122.00	10.65%
001.4045.5111.090	IPERS-P&R UNION	177.48	226.00	214.45	226.00	460.00	234.00	103.54%
001.4045.5121.010	GRP INSUR-NON UNION	866.35	918.00	455.12	918.00	918.00	0.00	0.00%
001.4045.5121.090	GRP INSUR-P&R UNION	547.84	691.00	591.01	691.00	1,108.00	417.00	60.35%
001.4045.5123.010	WORKCOMP-NON UNION	66.81	512.00	30.55	512.00	346.00	-166.00	-32.42%
001.4045.5123.070	WORKCOMP-TEMPORARY	550.25	558.00	332.63	558.00	747.00	189.00	33.87%
001.4045.5123.090	WORKCOMP-P&R UNION	79.27	101.00	61.81	101.00	125.00	24.00	23.76%
001.4045.5210.000	ADVERTISING & LEGAL PUB	211.85	2,000.00	0.00	1,000.00	1,000.00	0.00	0.00%
001.4045.5216.000	BACKGROUND CHECKS	71.70	350.00	11.95	350.00	350.00	0.00	0.00%
001.4045.5251.000	LICENSE & PERMITS	1,123.50	1,200.00	343.92	1,200.00	1,200.00	0.00	0.00%
001.4045.5290.000	INSURANCE - GENERAL	2,341.17	2,484.00	0.00	2,484.00	2,484.00	0.00	0.00%
001.4045.5300.000	INSURANCE - TORT LIAB	1,609.71	2,916.00	0.00	2,916.00	2,916.00	0.00	0.00%
001.4045.5331.000	PAYMENTS-OTHER ENTITIES	98,517.32	100,000.00	84,498.71	110,000.00	85,000.00	-25,000.00	-22.73%

Budget Comparison Report

Account Number		2016-2017 Total Activity	2017-2018 Total Budget	2017-2018 YTD Activity Through Dec	Parent Budget 2017-2018 2017-2018Work...	Comparison 1 Budget 2018-2019 FY2019 No PolFire	Comparison 1 to Parent Budget Increase / (Decrease)	%
001.4045.5342.000	CONTRACT-OUTSIDE HELP	2,869.24	1,200.00	1,152.76	1,200.00	2,500.00	1,300.00	108.33%
001.4045.5344.000	CONTRACT-MAINTENANCE	236.08	700.00	0.00	700.00	700.00	0.00	0.00%
001.4045.5370.000	PRINTING & BINDING	221.45	0.00	0.00	1,000.00	1,000.00	0.00	0.00%
001.4045.5380.000	RENTS & LEASES	109.00	500.00	520.00	500.00	500.00	0.00	0.00%
001.4045.5386.000	CONTRACT LAWN CARE	0.00	0.00	0.00	2,025.00	4,050.00	2,025.00	100.00%
001.4045.5410.000	REPAIRS & MAINTENANCE	1,276.12	3,500.00	622.15	3,500.00	3,500.00	0.00	0.00%
001.4045.5450.000	TELEPHONE/OTHR COMMNCTN	716.11	700.00	443.58	700.00	700.00	0.00	0.00%
001.4045.5460.000	CONFERENCE EXPENSE	368.00	250.00	90.00	250.00	250.00	0.00	0.00%
001.4045.5481.000	ELECTRICITY	23,858.16	23,000.00	18,733.31	23,000.00	23,000.00	0.00	0.00%
001.4045.5482.000	NATURAL GAS	8,282.49	13,000.00	7,116.80	9,000.00	9,000.00	0.00	0.00%
001.4045.5600.000	OPERATING SUPPLIES	1,692.63	1,000.00	456.47	2,500.00	2,500.00	0.00	0.00%
001.4045.5601.000	PROMOTION/PROGRAM SPPLY	56.00	0.00	32.67	0.00	0.00	0.00	0.00%
001.4045.5607.000	CHEMICAL SPPLY	9,136.58	12,000.00	4,826.10	12,000.00	12,000.00	0.00	0.00%
001.4045.5611.000	BLDG,GRD OPER/MAINT SPLY	5,427.05	2,500.00	1,639.24	1,500.00	1,500.00	0.00	0.00%
001.4045.5718.000	MINOR EQUIP, UNCLASSFIED	4,468.00	2,000.00	1,792.45	2,000.00	4,000.00	2,000.00	100.00%
001.4045.5980.000	REFUNDS/REIMB	0.00	0.00	0.00	0.00	0.00	0.00	0.00%
001.4060.5331.000	PAYMENTS-OTHER ENTITIES	76,760.00	76,760.00	44,776.62	76,760.00	76,760.00	0.00	0.00%
001.5010.5010.010	REGULAR-NON UNION	4,074.93	4,186.00	2,121.95	4,186.00	4,515.00	329.00	7.86%
001.5010.5010.090	REGULAR-P&R UNION	255.61	0.00	0.00	0.00	0.00	0.00	0.00%
001.5010.5101.010	SOCIAL SECURITY-NON UNION	252.88	260.00	132.11	260.00	280.00	20.00	7.69%
001.5010.5101.090	SOCIAL SECURITY-P&R UNION	15.33	0.00	0.00	0.00	0.00	0.00	0.00%
001.5010.5102.010	MEDICARE-NON UNION	59.08	60.00	30.95	60.00	65.00	5.00	8.33%
001.5010.5102.090	MEDICARE-P&R UNION	3.59	0.00	0.00	0.00	0.00	0.00	0.00%
001.5010.5111.010	IPERS-NON UNION	363.91	374.00	189.47	374.00	426.00	52.00	13.90%
001.5010.5111.090	IPERS-P&R UNION	22.83	0.00	0.00	0.00	0.00	0.00	0.00%
001.5010.5121.010	GRP INSUR-NON UNION	2.75	0.00	0.00	0.00	0.00	0.00	0.00%
001.5010.5121.090	GRP INSUR-P&R UNION	47.29	0.00	0.00	0.00	0.00	0.00	0.00%
001.5010.5123.010	WORKCOMP-NON UNION	10.38	167.00	3.19	167.00	116.00	-51.00	-30.54%
001.5010.5123.090	WORKCOMP-P&R UNION	10.19	0.00	0.00	0.00	0.00	0.00	0.00%
001.5010.5300.000	INSURANCE - TORT LIAB	30.02	70.00	0.00	70.00	70.00	0.00	0.00%
001.5010.5342.000	CONTRACT-OUTSIDE HELP	2,200.00	3,000.00	1,200.00	3,000.00	5,300.00	2,300.00	76.67%
001.5010.5410.000	REPAIRS & MAINTENANCE	227.17	1,500.00	1,221.21	1,500.00	1,500.00	0.00	0.00%
001.5010.5562.000	GROUNDS EQUIP MAINT SPLY	3,645.88	6,000.00	96.26	3,500.00	6,000.00	2,500.00	71.43%
001.5010.5600.000	OPERATING SUPPLIES	1,395.15	2,200.00	1,770.91	2,200.00	2,200.00	0.00	0.00%
001.5010.5611.000	BLDG,GRD OPER/MAINT SPLY	106.96	0.00	0.00	0.00	0.00	0.00	0.00%
001.5020.5210.000	ADVERTISING & LEGAL PUB	215.07	0.00	0.00	0.00	0.00	0.00	0.00%
001.5020.5234.000	LEGAL EXPENSES	487.50	0.00	0.00	0.00	0.00	0.00	0.00%
001.5020.5250.000	COURT, RECORD & FILING FEES	7.00	0.00	0.00	0.00	0.00	0.00	0.00%
001.5020.5410.000	REPAIRS & MAINTENANCE	3,575.00	5,000.00	8,500.00	37,265.00	40,000.00	2,735.00	7.34%

Budget Comparison Report

Account Number		2016-2017 Total Activity	2017-2018 Total Budget	2017-2018 YTD Activity Through Dec	Parent Budget 2017-2018 2017-2018Work...	Comparison 1 Budget 2018-2019 FY2019 No PolFire	Comparison 1 to Parent Budget Increase / (Decrease)	%
001.5040.5010.010	REGULAR-NON UNION	36,817.05	47,255.00	16,854.43	47,255.00	45,971.00	-1,284.00	-2.72%
001.5040.5101.010	SOCIAL SECURITY-NON UNION	2,186.94	2,930.00	996.38	2,930.00	2,850.00	-80.00	-2.73%
001.5040.5102.010	MEDICARE-NON UNION	511.45	685.00	233.03	685.00	667.00	-18.00	-2.63%
001.5040.5111.010	IPERS-NON UNION	3,287.78	4,220.00	1,505.10	4,220.00	4,340.00	120.00	2.84%
001.5040.5121.010	GRP INSUR-NON UNION	4,620.93	5,734.00	2,093.52	5,734.00	5,734.00	0.00	0.00%
001.5040.5123.010	WORKCOMP-NON UNION	497.57	104.00	25.21	104.00	69.00	-35.00	-33.65%
001.5040.5210.000	ADVERTISING & LEGAL PUB	359.54	500.00	69.04	500.00	500.00	0.00	0.00%
001.5040.5250.000	COURT, RECORD & FILING FEES	12.00	100.00	0.00	100.00	100.00	0.00	0.00%
001.5040.5280.000	DUES, MEMBER, SUBSCRIPTN	13,131.40	13,000.00	0.00	13,000.00	13,000.00	0.00	0.00%
001.5040.5300.000	INSURANCE - TORT LIAB	139.71	243.00	0.00	243.00	243.00	0.00	0.00%
001.5040.5342.000	CONTRACT-OUTSIDE HELP	57.58	0.00	0.00	0.00	0.00	0.00	0.00%
001.5040.5347.000	CONTRACT-SOFTWARE MAINT	400.00	400.00	400.00	400.00	400.00	0.00	0.00%
001.5040.5450.000	TELEPHONE/OTHR COMMNCTN	379.83	400.00	98.37	400.00	400.00	0.00	0.00%
001.5040.5460.000	CONFERENCE EXPENSE	50.00	0.00	0.00	0.00	0.00	0.00	0.00%
001.5040.5472.000	MILEAGE REIMBURSE	262.08	300.00	65.52	300.00	300.00	0.00	0.00%
001.5040.5600.000	OPERATING SUPPLIES	103.48	100.00	14.92	100.00	100.00	0.00	0.00%
001.5040.5605.000	OFFICE SUPPLIES	51.25	50.00	0.00	50.00	50.00	0.00	0.00%
001.5900.5331.000	PAYMENTS-OTHER ENTITIES	344,914.01	291,450.00	154,384.49	274,000.00	309,540.00	35,540.00	12.97%
001.6010.5030.070	PART-TIME TEMPORARY	7,500.00	7,500.00	3,756.00	7,500.00	7,500.00	0.00	0.00%
001.6010.5102.070	MEDICARE-TEMPORARY	108.85	109.00	54.51	109.00	109.00	0.00	0.00%
001.6010.5111.070	IPERS-PT TEMP	669.79	670.00	335.43	670.00	708.00	38.00	5.67%
001.6010.5123.070	WORKCOMP-TEMPORARY	16.41	16.00	5.61	16.00	11.00	-5.00	-31.25%
001.6010.5280.000	DUES, MEMBER, SUBSCRIPTN	1,090.00	2,500.00	0.00	1,500.00	1,000.00	-500.00	-33.33%
001.6010.5300.000	INSURANCE - TORT LIAB	77.76	135.00	0.00	135.00	135.00	0.00	0.00%
001.6010.5342.000	CONTRACT-OUTSIDE HELP	60.37	0.00	0.00	0.00	0.00	0.00	0.00%
001.6010.5450.000	TELEPHONE/OTHR COMMNCTN	446.76	400.00	281.22	400.00	400.00	0.00	0.00%
001.6010.5460.000	CONFERENCE EXPENSE	32.64	2,500.00	31.63	1,000.00	2,500.00	1,500.00	150.00%
001.6010.5600.000	OPERATING SUPPLIES	0.00	250.00	89.88	250.00	250.00	0.00	0.00%
001.6011.5030.070	PART-TIME TEMPORARY	20,711.60	21,000.00	10,501.60	21,000.00	21,000.00	0.00	0.00%
001.6011.5101.070	SOCIAL SECURITY-PT TEMP	632.73	744.00	371.92	744.00	744.00	0.00	0.00%
001.6011.5102.070	MEDICARE-TEMPORARY	300.04	305.00	152.03	305.00	305.00	0.00	0.00%
001.6011.5111.070	IPERS-PT TEMP	803.58	804.00	401.88	804.00	850.00	46.00	5.72%
001.6011.5123.070	WORKCOMP-TEMPORARY	72.06	46.00	15.47	46.00	31.00	-15.00	-32.61%
001.6011.5230.000	CONSULTING & PROF FEES	0.00	200.00	0.00	200.00	200.00	0.00	0.00%
001.6011.5300.000	INSURANCE - TORT LIAB	480.97	648.00	0.00	648.00	648.00	0.00	0.00%
001.6011.5460.000	CONFERENCE EXPENSE	0.00	1,750.00	0.00	1,750.00	1,750.00	0.00	0.00%
001.6011.5600.000	OPERATING SUPPLIES	0.00	200.00	43.88	200.00	200.00	0.00	0.00%
001.6012.5010.010	REGULAR-NON UNION	74,405.30	94,654.00	47,127.23	94,654.00	114,288.00	19,634.00	20.74%
001.6012.5057.010	CAR REIMB-NON UNION	1,292.50	3,600.00	1,170.00	3,600.00	2,700.00	-900.00	-25.00%

Budget Comparison Report

Account Number		2016-2017 Total Activity	2017-2018 Total Budget	2017-2018 YTD Activity Through Dec	Parent Budget 2017-2018 2017-2018Work...	Comparison 1 Budget 2018-2019 FY2019 No PolFire	Comparison 1 to Parent Budget Increase / (Decrease)	%
001.6012.5057.100	PHONE REIMB-NON UNION	125.00	750.00	0.00	750.00	750.00	0.00	0.00%
001.6012.5060.010	TERM PAYOUTS-NON UNION	9,722.96	0.00	0.00	0.00	0.00	0.00	0.00%
001.6012.5101.010	SOCIAL SECURITY-NON UNION	5,237.91	5,126.00	2,226.86	5,126.00	6,152.00	1,026.00	20.02%
001.6012.5102.010	MEDICARE-NON UNION	1,225.01	1,406.00	692.97	1,406.00	1,696.00	290.00	20.63%
001.6012.5111.010	IPERS-NON UNION	6,582.61	8,452.00	4,208.51	8,452.00	11,044.00	2,592.00	30.67%
001.6012.5121.010	GRP INSUR-NON UNION	3,041.72	3,510.00	1,710.62	3,510.00	4,050.00	540.00	15.38%
001.6012.5123.010	WORKCOMP-NON UNION	200.19	208.00	72.13	208.00	171.00	-37.00	-17.79%
001.6012.5210.000	ADVERTISING & LEGAL PUB	445.50	450.00	3,489.58	450.00	450.00	0.00	0.00%
001.6012.5280.000	DUES, MEMBER, SUBSCRIPTN	0.00	1,500.00	1,876.00	1,500.00	1,500.00	0.00	0.00%
001.6012.5300.000	INSURANCE - TORT LIAB	238.48	551.00	0.00	551.00	551.00	0.00	0.00%
001.6012.5331.000	PAYMENTS-OTHER ENTITIES	30.00	0.00	30.00	0.00	0.00	0.00	0.00%
001.6012.5342.000	CONTRACT-OUTSIDE HELP	21,116.62	0.00	0.00	0.00	0.00	0.00	0.00%
001.6012.5450.000	TELEPHONE/OTHR COMMNCTN	445.48	500.00	268.31	500.00	500.00	0.00	0.00%
001.6012.5460.000	CONFERENCE EXPENSE	1,650.00	2,000.00	0.00	2,000.00	1,000.00	-1,000.00	-50.00%
001.6012.5463.000	TRAVEL-MOVING REIMBRSMT	2,187.59	0.00	0.00	0.00	0.00	0.00	0.00%
001.6012.5464.000	TRAVEL-PER DIEM	0.00	0.00	0.00	0.00	250.00	250.00	0.00%
001.6012.5465.000	TRAVEL - HOTEL/MOTEL	211.28	0.00	615.22	0.00	750.00	750.00	0.00%
001.6012.5470.000	TRAINING	111.10	0.00	220.00	0.00	0.00	0.00	0.00%
001.6012.5475.000	RECRUITING EXPENSES	701.87	0.00	0.00	0.00	0.00	0.00	0.00%
001.6012.5600.000	OPERATING SUPPLIES	29.50	350.00	0.00	350.00	350.00	0.00	0.00%
001.6012.5605.000	OFFICE SUPPLIES	204.54	250.00	177.75	250.00	250.00	0.00	0.00%
001.6012.5703.000	MINOR COMPUTER	0.00	0.00	14.99	0.00	0.00	0.00	0.00%
001.6020.5010.010	REGULAR-NON UNION	71,884.26	71,070.00	35,541.47	71,070.00	82,035.00	10,965.00	15.43%
001.6020.5101.010	SOCIAL SECURITY-NON UNION	4,236.33	4,406.00	2,103.44	4,406.00	5,086.00	680.00	15.43%
001.6020.5102.010	MEDICARE-NON UNION	990.70	1,030.00	491.98	1,030.00	1,190.00	160.00	15.53%
001.6020.5111.010	IPERS-NON UNION	6,419.22	6,346.00	3,173.90	6,346.00	7,744.00	1,398.00	22.03%
001.6020.5121.010	GRP INSUR-NON UNION	11,849.99	12,743.00	5,624.44	12,743.00	12,743.00	0.00	0.00%
001.6020.5122.000	RETIREES GRP HLTH INS	4,489.20	4,601.00	2,244.60	4,601.00	4,601.00	0.00	0.00%
001.6020.5123.010	WORKCOMP-NON UNION	157.74	156.00	53.12	156.00	123.00	-33.00	-21.15%
001.6020.5210.000	ADVERTISING & LEGAL PUB	7,016.31	8,500.00	4,078.81	8,500.00	8,500.00	0.00	0.00%
001.6020.5250.000	COURT, RECORD & FILING FEES	127.00	750.00	96.00	750.00	750.00	0.00	0.00%
001.6020.5280.000	DUES, MEMBER, SUBSCRIPTN	17,628.00	8,077.00	375.00	8,077.00	9,305.00	1,228.00	15.20%
001.6020.5300.000	INSURANCE - TORT LIAB	256.23	297.00	0.00	297.00	297.00	0.00	0.00%
001.6020.5342.000	CONTRACT-OUTSIDE HELP	117.95	0.00	0.00	0.00	0.00	0.00	0.00%
001.6020.5344.000	CONTRACT-MAINTENANCE	549.93	720.00	650.06	720.00	720.00	0.00	0.00%
001.6020.5360.000	POSTAGE & SHIPPING	7,929.36	11,000.00	3,788.59	8,000.00	8,000.00	0.00	0.00%
001.6020.5410.000	REPAIRS & MAINTENANCE	205.00	100.00	200.00	100.00	100.00	0.00	0.00%
001.6020.5450.000	TELEPHONE/OTHR COMMNCTN	800.17	750.00	331.91	750.00	750.00	0.00	0.00%
001.6020.5460.000	CONFERENCE EXPENSE	0.00	1,000.00	0.00	1,000.00	1,000.00	0.00	0.00%

Budget Comparison Report

Account Number		2016-2017 Total Activity	2017-2018 Total Budget	2017-2018 YTD Activity Through Dec	Parent Budget 2017-2018 2017-2018Work...	Comparison 1 Budget 2018-2019 FY2019 No PolFire	Comparison 1 to Parent Budget Increase / (Decrease)	%
001.6020.5600.000	OPERATING SUPPLIES	936.63	2,280.00	108.83	0.00	0.00	0.00	0.00%
001.6020.5605.000	OFFICE SUPPLIES	563.51	0.00	464.98	2,280.00	2,280.00	0.00	0.00%
001.6020.5703.000	MINOR COMPUTER	0.00	0.00	258.99	0.00	0.00	0.00	0.00%
001.6020.5870.000	FINES & SERVICE CHRGS	1,677.24	0.00	0.00	0.00	0.00	0.00	0.00%
001.6020.5980.000	REFUNDS/REIMB	0.00	0.00	100.00	0.00	0.00	0.00	0.00%
001.6020.5990.000	CASH SHORT & (OVER)	-30.17	0.00	-6.14	0.00	0.00	0.00	0.00%
001.6021.5010.010	REGULAR-NON UNION	281,963.99	298,183.00	146,696.33	298,183.00	303,892.00	5,709.00	1.91%
001.6021.5020.010	OVERTIME-NON UNION	921.80	2,000.00	955.01	2,000.00	2,000.00	0.00	0.00%
001.6021.5050.060	PART-TIME REGULAR	21,980.36	25,016.00	2,900.38	25,016.00	19,110.00	-5,906.00	-23.61%
001.6021.5101.010	SOCIAL SECURITY-NON UNION	16,338.44	18,611.00	8,480.86	18,611.00	18,841.00	230.00	1.24%
001.6021.5101.060	SOCIAL SECURITY-PT REGULAR	1,362.82	1,551.00	179.81	1,551.00	1,185.00	-366.00	-23.60%
001.6021.5102.010	MEDICARE-NON UNION	3,821.14	4,353.00	1,983.43	4,353.00	4,406.00	53.00	1.22%
001.6021.5102.060	MEDICARE-PT REGULAR	318.71	363.00	42.06	363.00	277.00	-86.00	-23.69%
001.6021.5111.010	IPERS-NON UNION	25,261.91	26,806.00	13,185.33	26,806.00	28,687.00	1,881.00	7.02%
001.6021.5111.060	IPERS-PT REGULAR	1,962.85	2,234.00	259.01	2,234.00	1,804.00	-430.00	-19.25%
001.6021.5121.010	GRP INSUR-NON UNION	53,385.61	55,075.00	26,841.73	55,075.00	54,643.00	-432.00	-0.78%
001.6021.5122.000	RETIREES GRP HLTH INS	6,307.80	6,465.00	3,153.90	6,465.00	6,465.00	0.00	0.00%
001.6021.5123.010	WORKCOMP-NON UNION	620.82	659.00	220.70	659.00	454.00	-205.00	-31.11%
001.6021.5123.060	WORKCOMP-PT REGULAR	48.24	55.00	4.34	55.00	29.00	-26.00	-47.27%
001.6021.5151.000	PHYSICALS/IMMUNIZATIONS	0.00	0.00	0.00	0.00	0.00	0.00	0.00%
001.6021.5210.000	ADVERTISING & LEGAL PUB	0.00	432.00	0.00	432.00	432.00	0.00	0.00%
001.6021.5215.000	BANK CHARGES	74.00	0.00	90.00	0.00	0.00	0.00	0.00%
001.6021.5216.000	BACKGROUND CHECKS	0.00	10.00	0.00	10.00	10.00	0.00	0.00%
001.6021.5230.000	CONSULTING & PROF FEES	14,478.58	0.00	1,800.00	1,800.00	1,800.00	0.00	0.00%
001.6021.5232.000	AUDITING FEES	32,150.00	43,069.00	36,880.00	45,080.00	50,100.00	5,020.00	11.14%
001.6021.5280.000	DUES, MEMBER, SUBSCRIPTN	1,510.00	1,800.00	0.00	1,800.00	1,800.00	0.00	0.00%
001.6021.5290.000	INSURANCE - GENERAL	0.00	0.00	0.00	1,000.00	1,000.00	0.00	0.00%
001.6021.5300.000	INSURANCE - TORT LIAB	1,155.59	1,404.00	0.00	1,404.00	1,404.00	0.00	0.00%
001.6021.5342.000	CONTRACT-OUTSIDE HELP	417.95	9,000.00	0.00	0.00	0.00	0.00	0.00%
001.6021.5344.000	CONTRACT-MAINTENANCE	602.70	2,000.00	602.70	1,500.00	1,500.00	0.00	0.00%
001.6021.5347.000	CONTRACT-SOFTWARE MAINT	47,606.21	41,890.00	32,503.29	45,110.00	47,550.00	2,440.00	5.41%
001.6021.5360.000	POSTAGE & SHIPPING	142.93	100.00	1,043.64	2,200.00	2,000.00	-200.00	-9.09%
001.6021.5370.000	PRINTING & BINDING	0.00	800.00	0.00	0.00	0.00	0.00	0.00%
001.6021.5410.000	REPAIRS & MAINTENANCE	113.15	200.00	200.00	200.00	200.00	0.00	0.00%
001.6021.5450.000	TELEPHONE/OTHR COMMNCTN	815.56	900.00	501.97	1,000.00	1,000.00	0.00	0.00%
001.6021.5460.000	CONFERENCE EXPENSE	427.93	3,750.00	195.00	1,600.00	2,000.00	400.00	25.00%
001.6021.5464.000	TRAVEL-PER DIEM	-0.38	0.00	0.00	150.00	150.00	0.00	0.00%
001.6021.5465.000	TRAVEL - HOTEL/MOTEL	0.00	0.00	0.00	700.00	500.00	-200.00	-28.57%
001.6021.5470.000	TRAINING	0.00	0.00	470.00	500.00	470.00	-30.00	-6.00%

Budget Comparison Report

Account Number		2016-2017 Total Activity	2017-2018 Total Budget	2017-2018 YTD Activity Through Dec	Parent Budget 2017-2018 2017-2018Work...	Comparison 1 Budget 2018-2019 FY2019 No PolFire	Comparison 1 to Parent Budget Increase / (Decrease)	%
001.6021.5472.000	MILEAGE REIMBURSE	193.83	40.00	110.52	400.00	400.00	0.00	0.00%
001.6021.5600.000	OPERATING SUPPLIES	534.29	100.00	277.93	200.00	200.00	0.00	0.00%
001.6021.5605.000	OFFICE SUPPLIES	1,798.27	3,000.00	733.25	2,000.00	2,000.00	0.00	0.00%
001.6021.5612.000	COMPUTER COMPONENTS	0.00	500.00	0.00	500.00	500.00	0.00	0.00%
001.6021.5702.000	MINOR OFFICE FURN/EQUIP	401.98	222.00	222.42	100.00	100.00	0.00	0.00%
001.6021.5703.000	MINOR COMPUTER	0.00	400.00	0.00	200.00	200.00	0.00	0.00%
001.6021.5704.000	MINOR SOFTWARE <$5,000	838.00	0.00	0.00	0.00	0.00	0.00	0.00%
001.6021.5718.000	MINOR EQUIP, UNCLASSFIED	184.32	500.00	0.00	100.00	100.00	0.00	0.00%
001.6021.5870.000	FINES & SERVICE CHRGS	42.03	0.00	26.87	25.00	25.00	0.00	0.00%
001.6021.5990.000	CASH SHORT & (OVER)	0.00	0.00	1.79	10.00	10.00	0.00	0.00%
001.6025.5010.010	REGULAR-NON UNION	72,018.03	75,702.00	37,197.20	75,702.00	78,663.00	2,961.00	3.91%
001.6025.5101.010	SOCIAL SECURITY-NON UNION	4,220.47	4,693.00	2,181.39	4,693.00	4,877.00	184.00	3.92%
001.6025.5102.010	MEDICARE-NON UNION	986.98	1,098.00	510.13	1,098.00	1,141.00	43.00	3.92%
001.6025.5111.010	IPERS-NON UNION	6,431.10	6,760.00	3,321.73	6,760.00	7,426.00	666.00	9.85%
001.6025.5121.010	GRP INSUR-NON UNION	10,686.38	10,959.00	5,343.19	10,959.00	10,959.00	0.00	0.00%
001.6025.5123.010	WORKCOMP-NON UNION	158.13	166.00	55.66	166.00	118.00	-48.00	-28.92%
001.6025.5280.000	DUES, MEMBER, SUBSCRIPTN	315.00	1,000.00	614.00	1,000.00	1,000.00	0.00	0.00%
001.6025.5300.000	INSURANCE - TORT LIAB	229.90	270.00	0.00	270.00	270.00	0.00	0.00%
001.6025.5342.000	CONTRACT-OUTSIDE HELP	57.58	0.00	0.00	0.00	0.00	0.00	0.00%
001.6025.5360.000	POSTAGE & SHIPPING	14.61	0.00	0.21	0.00	0.00	0.00	0.00%
001.6025.5450.000	TELEPHONE/OTHR COMMNCTN	408.59	500.00	253.89	500.00	500.00	0.00	0.00%
001.6025.5460.000	CONFERENCE EXPENSE	605.00	2,000.00	982.50	1,500.00	1,500.00	0.00	0.00%
001.6025.5472.000	MILEAGE REIMBURSE	165.20	0.00	185.07	500.00	500.00	0.00	0.00%
001.6025.5600.000	OPERATING SUPPLIES	166.65	2,086.00	383.46	100.00	100.00	0.00	0.00%
001.6025.5605.000	OFFICE SUPPLIES	666.03	0.00	75.61	2,000.00	2,000.00	0.00	0.00%
001.6025.5700.100	MINOR EQUIP 500-4999	627.00	0.00	0.00	0.00	0.00	0.00	0.00%
001.6030.5365.000	ELECTION EXPENSE	0.00	8,900.00	19,862.35	26,000.00	0.00	-26,000.00	-100.00%
001.6040.5234.000	LEGAL EXPENSES	57,556.54	80,000.00	61,974.83	70,000.00	70,000.00	0.00	0.00%
001.6040.5235.000	UNION NEGOTING FEES	2,191.07	0.00	0.00	0.00	0.00	0.00	0.00%
001.6040.5236.000	LEGAL-PERSONNEL	4,857.25	10,000.00	4,851.14	7,000.00	7,000.00	0.00	0.00%
001.6040.5250.000	COURT, RECORD & FILING FEES	85.00	0.00	0.00	0.00	0.00	0.00	0.00%
001.6040.5331.000	PAYMENTS-OTHER ENTITIES	10,000.00	10,000.00	5,000.00	10,000.00	10,000.00	0.00	0.00%
001.6050.5050.060	PART-TIME REGULAR	11,853.07	12,328.00	6,302.70	12,328.00	12,089.00	-239.00	-1.94%
001.6050.5101.060	SOCIAL SECURITY-PT REGULAR	734.83	764.00	390.74	764.00	750.00	-14.00	-1.83%
001.6050.5102.060	MEDICARE-PT REGULAR	171.90	179.00	91.40	179.00	175.00	-4.00	-2.23%
001.6050.5111.060	IPERS-PT REGULAR	1,058.48	1,101.00	562.83	1,101.00	1,141.00	40.00	3.63%
001.6050.5123.060	WORKCOMP-PT REGULAR	456.61	475.00	173.68	475.00	333.00	-142.00	-29.89%
001.6050.5251.000	LICENSE & PERMITS	325.00	0.00	0.00	325.00	325.00	0.00	0.00%
001.6050.5290.000	INSURANCE - GENERAL	2,239.28	4,428.00	0.00	4,428.00	4,428.00	0.00	0.00%

Budget Comparison Report

Account Number		2016-2017 Total Activity	2017-2018 Total Budget	2017-2018 YTD Activity Through Dec	Parent Budget 2017-2018 2017-2018Work...	Comparison 1 Budget 2018-2019 FY2019 No PolFire	Comparison 1 to Parent Budget Increase / (Decrease)	%
001.6050.5300.000	INSURANCE - TORT LIAB	92.25	324.00	0.00	324.00	324.00	0.00	0.00%
001.6050.5342.000	CONTRACT-OUTSIDE HELP	2,230.52	0.00	1,422.58	2,700.00	2,700.00	0.00	0.00%
001.6050.5344.000	CONTRACT-MAINTENANCE	5,006.18	5,600.00	2,761.35	5,600.00	5,600.00	0.00	0.00%
001.6050.5410.000	REPAIRS & MAINTENANCE	2,636.80	6,000.00	2,923.52	3,300.00	3,300.00	0.00	0.00%
001.6050.5450.000	TELEPHONE/OTHR COMMNCTN	1,550.45	0.00	1,344.44	2,700.00	2,700.00	0.00	0.00%
001.6050.5481.000	ELECTRICITY	4,184.10	12,000.00	2,011.97	5,000.00	5,000.00	0.00	0.00%
001.6050.5482.000	NATURAL GAS	4,292.22	8,000.00	1,176.44	5,000.00	5,000.00	0.00	0.00%
001.6050.5600.000	OPERATING SUPPLIES	6,059.33	4,800.00	2,563.82	6,000.00	6,000.00	0.00	0.00%
001.6050.5605.000	OFFICE SUPPLIES	0.00	1,200.00	0.00	0.00	0.00	0.00	0.00%
001.6050.5611.000	BLDG,GRD OPER/MAINT SPLY	324.44	0.00	262.10	100.00	100.00	0.00	0.00%
001.6050.5718.000	MINOR EQUIP, UNCLASSFIED	315.84	0.00	3,076.58	1,200.00	1,200.00	0.00	0.00%
001.6051.5290.000	INSURANCE - GENERAL	1,997.46	0.00	0.00	0.00	0.00	0.00	0.00%
001.6051.5344.000	CONTRACT-MAINTENANCE	3,418.78	3,800.00	1,677.84	3,800.00	3,800.00	0.00	0.00%
001.6051.5410.000	REPAIRS & MAINTENANCE	3,648.13	1,200.00	6,792.00	1,200.00	1,200.00	0.00	0.00%
001.6051.5481.000	ELECTRICITY	11,916.08	22,000.00	7,567.21	13,000.00	13,000.00	0.00	0.00%
001.6051.5482.000	NATURAL GAS	2,614.06	2,600.00	801.45	2,600.00	2,600.00	0.00	0.00%
001.6051.5600.000	OPERATING SUPPLIES	784.67	660.00	480.75	660.00	660.00	0.00	0.00%
001.6051.5605.000	OFFICE SUPPLIES	305.96	0.00	0.00	0.00	0.00	0.00	0.00%
001.6051.5611.000	BLDG,GRD OPER/MAINT SPLY	399.98	200.00	217.30	200.00	200.00	0.00	0.00%
001.6070.5230.000	CONSULTING & PROF FEES	0.00	0.00	400.00	0.00	0.00	0.00	0.00%
001.6070.5300.000	INSURANCE - TORT LIAB	116.55	324.00	0.00	324.00	324.00	0.00	0.00%
001.6070.5342.000	CONTRACT-OUTSIDE HELP	54.74	0.00	0.00	0.00	0.00	0.00	0.00%
001.6070.5344.000	CONTRACT-MAINTENANCE	0.00	0.00	0.00	0.00	4,638.00	4,638.00	0.00%
001.6070.5347.000	CONTRACT-SOFTWARE MAINT	47,199.80	73,000.00	27,422.63	55,100.00	55,100.00	0.00	0.00%
001.6070.5347.150	CONTRACT-CMPTR TECH SPPRT	14,534.18	0.00	0.00	0.00	0.00	0.00	0.00%
001.6070.5360.000	POSTAGE & SHIPPING	0.00	25.00	0.00	25.00	25.00	0.00	0.00%
001.6070.5450.000	TELEPHONE/OTHR COMMNCTN	357.31	400.00	160.96	400.00	400.00	0.00	0.00%
001.6070.5600.000	OPERATING SUPPLIES	11.26	1,025.00	0.00	1,025.00	1,025.00	0.00	0.00%
001.6070.5612.000	COMPUTER COMPONENTS	97.35	3,600.00	374.52	3,600.00	3,600.00	0.00	0.00%
001.6070.5702.000	MINOR OFFICE FURN/EQUIP	0.00	0.00	3,380.00	0.00	0.00	0.00	0.00%
001.6070.5703.000	MINOR COMPUTER	1,636.18	1,000.00	2,567.94	1,000.00	1,000.00	0.00	0.00%
001.6075.5010.080	REGULAR-OTHER AGENCIES	27,139.08	29,065.00	15,849.62	31,800.00	31,800.00	0.00	0.00%
001.6075.5199.080	BENEFITES-OTHER AGENCIES	9,137.87	8,935.00	2,744.17	5,490.00	5,490.00	0.00	0.00%
001.6075.5230.000	CONSULTING & PROF FEES	7,500.00	7,500.00	3,750.00	7,500.00	7,500.00	0.00	0.00%
001.6075.5300.000	INSURANCE - TORT LIAB	77.21	130.00	0.00	130.00	130.00	0.00	0.00%
001.6075.5410.000	REPAIRS & MAINTENANCE	0.00	0.00	360.00	0.00	0.00	0.00	0.00%
001.6075.5460.000	CONFERENCE EXPENSE	200.00	200.00	0.00	200.00	200.00	0.00	0.00%
001.6075.5600.000	OPERATING SUPPLIES	4,228.45	2,300.00	41.62	2,300.00	2,300.00	0.00	0.00%
001.6075.5612.000	COMPUTER COMPONENTS	0.00	0.00	104.85	0.00	0.00	0.00	0.00%

Budget Comparison Report

Account Number		2016-2017 Total Activity	2017-2018 Total Budget	2017-2018 YTD Activity Through Dec	Parent Budget 2017-2018 2017-2018Work...	Comparison 1 Budget 2018-2019 FY2019 No PolFire	Comparison 1 to Parent Budget Increase / (Decrease)	%
001.6075.5718.000	MINOR EQUIP, UNCLASSFIED	0.00	3,500.00	154.00	3,500.00	3,500.00	0.00	0.00%
001.6900.5061.000	RHSA PAYOUTS	0.00	189,808.00	0.00	189,808.00	109,594.00	-80,214.00	-42.26%
001.6900.5215.000	BANK CHARGES	791.93	1,400.00	316.28	1,400.00	1,400.00	0.00	0.00%
001.6900.5230.000	CONSULTING & PROF FEES	512.50	550.00	0.00	550.00	550.00	0.00	0.00%
001.6900.5290.000	INSURANCE - GENERAL	0.09	12,560.00	0.00	12,560.00	12,560.00	0.00	0.00%
001.6900.5300.000	INSURANCE - TORT LIAB	42.46	0.00	0.00	0.00	0.00	0.00	0.00%
001.6900.5341.000	FLEXIBLE BENEFIT CLAIMS	519.20	0.00	559.29	0.00	0.00	0.00	0.00%
001.6900.5342.000	CONTRACT-OUTSIDE HELP	290.62	600.00	0.00	600.00	600.00	0.00	0.00%
001.6900.5386.000	CONTRACT LAWN CARE	0.00	0.00	105.00	0.00	0.00	0.00	0.00%
001.6900.5450.000	TELEPHONE/OTHR COMMNCTN	1,946.61	2,100.00	576.54	2,100.00	2,100.00	0.00	0.00%
001.6900.5485.000	STORM WATER FEES	289.60	263.00	799.01	263.00	263.00	0.00	0.00%
001.6900.5600.000	OPERATING SUPPLIES	-1,408.87	2,800.00	-991.16	2,800.00	2,800.00	0.00	0.00%
001.6900.5605.000	OFFICE SUPPLIES	606.08	0.00	1,399.50	0.00	0.00	0.00	0.00%
001.6900.5700.000	MINOR EQUIP 500-4999	2,000.00	1,000.00	0.00	1,000.00	1,000.00	0.00	0.00%
001.6900.5718.000	MINOR EQUIP, UNCLASSIFIED	-1,000.00	0.00	0.00	0.00	0.00	0.00	0.00%
001.6900.5980.000	REFUNDS/REIMB	348.75	100.00	633.75	100.00	100.00	0.00	0.00%
001.6900.5991.000	CHECKS RETURNED & COLLECTEI	-563.46	100.00	-77.11	100.00	100.00	0.00	0.00%
001.9000.7500.050	TR TO COLISEUM	0.00	0.00	0.00	12,247.00	11,502.00	-745.00	-6.08%
001.9000.7500.179	TRANSFER OUT - OTHER COMM	0.00	0.00	0.00	14,250.00	0.00	-14,250.00	-100.00%
001.9000.7500.690	TR TO TRANSIT	175,516.58	179,847.00	98,220.83	179,847.00	256,481.00	76,634.00	42.61%
	Total Expense:	**14,438,609.16**	**15,574,133.00**	**7,627,313.06**	**15,759,055.00**	**15,194,506.00**	**-564,549.00**	**-3.58%**
	Total Fund: 001 - GENERAL FUND:	**-14,417.03**	**-253,337.00**	**653,215.72**	**125,095.00**	**0.00**	**-125,095.00**	**-100.00%**

Budget Comparison Report

Account Number		2016-2017 Total Activity	2017-2018 Total Budget	2017-2018 YTD Activity Through Dec	Parent Budget 2017-2018 2017-2018Work...	Comparison 1 Budget 2018-2019 FY2019 No PolFire	Comparison 1 to Parent Budget Increase / (Decrease)	%
Fund: 010 - CASH FLOW RESERVE FUND								
Revenue								
010.6021.4610.000	INTEREST ON INVESTMENTS	13,550.93	5,000.00	8,341.86	16,000.00	16,000.00	0.00	0.00%
010.9000.6500.121	TR FROM LOCAL OPTION	215,124.44	0.00	0.00	0.00	158,683.00	158,683.00	0.00%
	Total Revenue:	**228,675.37**	**5,000.00**	**8,341.86**	**16,000.00**	**174,683.00**	**158,683.00**	**991.77%**
	Total Fund: 010 - CASH FLOW RESERVE FUND:	**228,675.37**	**5,000.00**	**8,341.86**	**16,000.00**	**174,683.00**	**158,683.00**	**991.77%**

Budget Comparison Report

Account Number		2016-2017 Total Activity	2017-2018 Total Budget	2017-2018 YTD Activity Through Dec	Parent Budget 2017-2018 2017-2018Work...	Comparison 1 Budget 2018-2019 FY2019 No PolFire	Comparison 1 to Parent Budget Increase / (Decrease)	%
Fund: 030 - CAPITAL RESERVE								
Revenue								
030.1050.4330.000	STATE GRANT	62,587.03	0.00	0.00	0.00	0.00	0.00	0.00%
030.6021.4610.000	INTEREST ON INVESTMENTS	612.20	250.00	361.91	500.00	500.00	0.00	0.00%
030.9000.6500.300	TR FRM CIP (CAP IMPR	868,578.54	614,739.00	463,335.14	588,226.00	644,929.00	56,703.00	9.64%
	Total Revenue:	**931,777.77**	**614,989.00**	**463,697.05**	**588,726.00**	**645,429.00**	**56,703.00**	**9.63%**
Expense								
030.1010.5347.000	CONTRACT-SOFTWARE MAINT	65.00	0.00	11,061.00	10,875.00	10,275.00	-600.00	-5.52%
030.1010.5410.000	REPAIRS & MAINTENANCE	0.00	0.00	10,438.10	0.00	0.00	0.00	0.00%
030.1010.5565.000	VEHICLE OPER/MAINT SPPLY	0.00	0.00	0.00	0.00	0.00	0.00	0.00%
030.1010.5600.000	OPERATING SUPPLIES	0.00	0.00	70.00	0.00	0.00	0.00	0.00%
030.1010.5612.000	COMPUTER COMPONENTS for v	0.00	0.00	471.64	0.00	0.00	0.00	0.00%
030.1010.5703.000	MINOR COMPUTER	0.00	0.00	3,900.00	0.00	0.00	0.00	0.00%
030.1010.5704.000	MINOR SOFTWARE <$5,000	1,405.00	0.00	0.00	0.00	0.00	0.00	0.00%
030.1010.5718.000	MINOR EQUIP, UNCLASSFIED	27,160.64	56,000.00	50,886.28	62,383.00	21,383.00	-41,000.00	-65.72%
030.1010.5740.000	COMPUTER EQUIP > $5,000	8,519.60	0.00	0.00	0.00	0.00	0.00	0.00%
030.1010.5741.000	COMPUTER SOFTWARE > 5,000	11,447.00	0.00	0.00	0.00	0.00	0.00	0.00%
030.1010.5750.000	OTHER CAP EQUIP > $5,000	140,901.83	163,875.00	97,172.67	131,224.00	134,600.00	3,376.00	2.57%
030.1050.5718.000	MINOR EQUIP, UNCLASSFIED	0.00	0.00	3,864.23	0.00	0.00	0.00	0.00%
030.1050.5741.000	CONTRACT SOFTWARE>5,000	0.00	0.00	0.00	5,500.00	0.00	-5,500.00	-100.00%
030.1050.5742.000	RADIOS/SIRENS => $5,000	125,174.06	0.00	0.00	0.00	0.00	0.00	0.00%
030.1050.5750.000	OTHER CAP EQUIP > $5,000	17,249.30	11,700.00	0.00	11,700.00	60,000.00	48,300.00	412.82%
030.1050.5810.000	PRINCIPAL REDEMPTION	14,243.00	28,486.00	0.00	0.00	0.00	0.00	0.00%
030.1070.5750.000	OTHER CAP EQUIP > $5,000	0.00	20,000.00	0.00	20,000.00	20,000.00	0.00	0.00%
030.1071.5750.000	OTHER CAP EQUIP > $5,000	0.00	20,000.00	0.00	20,000.00	20,000.00	0.00	0.00%
030.2080.5776.000	BUILDINGS & IMPROVEMENTS	0.00	37,300.00	0.00	37,300.00	5,000.00	-32,300.00	-86.60%
030.4010.5380.000	RENTS & LEASES	4,105.46	0.00	2,078.88	0.00	0.00	0.00	0.00%
030.4010.5740.000	COMPUTER EQUIP > $5,000	7,961.30	0.00	0.00	0.00	0.00	0.00	0.00%
030.4010.5741.000	COMPUTER SOFTWARE > 5,000	0.00	15,378.00	27,251.24	27,251.00	15,671.00	-11,580.00	-42.49%
030.4010.5750.000	OTHER CAP EQUIP > $5,000	58,700.00	0.00	0.00	0.00	0.00	0.00	0.00%
030.4030.5230.000	CONSULTING & PROF FEES	0.00	0.00	24,555.00	0.00	0.00	0.00	0.00%
030.4030.5342.000	CONTRACT-OUTSIDE HELP	4,334.60	0.00	8,587.00	0.00	210,000.00	210,000.00	0.00%
030.4030.5410.000	REPAIRS & MAINTENANCE	12,478.00	0.00	0.00	0.00	0.00	0.00	0.00%
030.4030.5562.000	GROUNDS EQUIP MAINT SPLY	0.00	0.00	45.72	0.00	0.00	0.00	0.00%
030.4030.5704.000	MINOR SOFTWARE <$5,000	4,800.00	0.00	0.00	0.00	0.00	0.00	0.00%
030.4030.5750.000	OTHER CAP EQUIP > $5,000	57,500.00	154,500.00	55,500.00	188,932.00	103,000.00	-85,932.00	-45.48%
030.4030.5785.000	LAND IMPROVEMENTS	45,874.80	0.00	59,876.70	59,877.00	0.00	-59,877.00	-100.00%
030.4040.5750.000	OTHER CAP EQUIP > $5,000	18,675.00	0.00	0.00	0.00	0.00	0.00	0.00%
030.4045.5342.000	CONTRACT-OUTSIDE HELP	0.00	0.00	21,736.00	21,736.00	0.00	-21,736.00	-100.00%

Budget Comparison Report

Account Number		2016-2017 Total Activity	2017-2018 Total Budget	2017-2018 YTD Activity Through Dec	Parent Budget 2017-2018 2017-2018Work...	Comparison 1 Budget 2018-2019 FY2019 No PolFire	Comparison 1 to Parent Budget Increase / (Decrease)	%
030.4045.5750.000	OTHER CAP EQUIP > $5,000	14,972.99	0.00	0.00	0.00	0.00	0.00	0.00%
030.4065.5718.000	MINOR EQUIP, UNCLASSFIED	3,000.00	0.00	0.00	0.00	0.00	0.00	0.00%
030.6020.5703.000	MINOR COMPUTER	0.00	0.00	0.00	0.00	0.00	0.00	0.00%
030.6020.5704.000	MINOR SOFTWARE <$5,000	0.00	40,000.00	0.00	40,390.00	0.00	-40,390.00	-100.00%
030.6020.5741.000	COMPUTER SOFTWARE > 5,000	0.00	0.00	0.00	0.00	0.00	0.00	0.00%
030.6021.5347.000	CONTRACT-SOFTWARE MAINT	2,800.00	0.00	0.00	0.00	0.00	0.00	0.00%
030.6021.5612.000	COMPUTER COMPONENTS	291.32	0.00	0.00	0.00	0.00	0.00	0.00%
030.6021.5703.000	MINOR COMPUTER	2,451.38	0.00	0.00	0.00	0.00	0.00	0.00%
030.6021.5741.000	COMPUTER SOFTWARE > 5,000	197,620.18	0.00	2,398.18	30,562.00	0.00	-30,562.00	-100.00%
030.6021.5750.000	OTHER CAP EQUIP > $5,000	0.00	8,000.00	0.00	8,000.00	0.00	-8,000.00	-100.00%
030.6070.5230.000	CONSULTING & PROF FEES	5,400.00	0.00	14,078.50	28,157.00	0.00	-28,157.00	-100.00%
030.6070.5344.000	CONTRACT - MAINT	119.99	0.00	0.00	0.00	0.00	0.00	0.00%
030.6070.5347.000	CONTRACT-CMPTR TECH SPPRT	4,319.00	0.00	0.00	0.00	0.00	0.00	0.00%
030.6070.5410.000	REPAIRS & MAINTENANCE	0.00	0.00	80.00	0.00	0.00	0.00	0.00%
030.6070.5600.000	OPERATING SUPPLIES	0.00	0.00	1,064.58	0.00	0.00	0.00	0.00%
030.6070.5612.000	COMPUTER COMPONENTS	15,621.86	0.00	224.55	0.00	0.00	0.00	0.00%
030.6070.5703.000	MINOR COMPUTER	10,140.80	27,000.00	0.00	39,000.00	39,000.00	0.00	0.00%
030.6070.5704.000	MINOR SOFTWARE <$5,000	27,180.36	0.00	0.00	0.00	6,000.00	6,000.00	0.00%
030.6070.5740.000	COMPUTER EQUIP > $5,000	0.00	35,000.00	0.00	0.00	0.00	0.00	0.00%
030.6070.5750.000	OTHER CAP EQUIP > $5,000	23,000.00	0.00	67,994.87	67,995.00	0.00	-67,995.00	-100.00%
	Total Expense:	**867,512.47**	**617,239.00**	**463,335.14**	**810,882.00**	**644,929.00**	**-165,953.00**	**-20.47%**
	Total Fund: 030 - CAPITAL RESERVE:	**64,265.30**	**-2,250.00**	**361.91**	**-222,156.00**	**500.00**	**222,656.00**	**-100.23%**

Budget Comparison Report

Account Number		2016-2017 Total Activity	2017-2018 Total Budget	2017-2018 YTD Activity Through Dec	Parent Budget 2017-2018 2017-2018Work...	Comparison 1 Budget 2018-2019 FY2019 No PolFire	Comparison 1 to Parent Budget Increase / (Decrease)	%
Fund: 031 - CAPITAL RSRV-BLDG MAINT								
Revenue								
031.6021.4610.000	INTEREST ON INVESTMENTS	2,196.57	750.00	1,879.51	3,000.00	3,000.00	0.00	0.00%
031.6050.4878.000	REFUNDS/REIMB	0.00	0.00	9,009.50	0.00	0.00	0.00	0.00%
	Total Revenue:	**2,196.57**	**750.00**	**10,889.01**	**3,000.00**	**3,000.00**	**0.00**	**0.00%**
Expense								
031.1010.5410.000	REPAIRS & MAINTENANCE	0.00	0.00	0.00	0.00	0.00	0.00	0.00%
031.2080.5344.000	CONTRACT - MAINT	12,000.00	0.00	0.00	12,000.00	0.00	-12,000.00	-100.00%
031.4010.5410.000	REPAIRS & MAINTENANCE	5,474.50	0.00	0.00	0.00	0.00	0.00	0.00%
031.4030.5380.000	RENTS & LEASES	486.00	0.00	0.00	0.00	0.00	0.00	0.00%
031.4030.5410.000	REPAIRS & MAINTENANCE	0.00	15,000.00	0.00	0.00	0.00	0.00	0.00%
031.4065.5410.000	REPAIRS & MAINTENANCE	0.00	0.00	12,300.00	12,300.00	0.00	-12,300.00	-100.00%
031.6050.5776.000	BUILDINGS & IMPROVEMENTS	10,306.93	11,750.00	0.00	48,000.00	0.00	-48,000.00	-100.00%
031.6051.5410.000	REPAIRS & MAINTENANCE	0.00	0.00	0.00	185,000.00	0.00	-185,000.00	-100.00%
031.6051.5776.000	BUILDINGS & IMPROVEMENTS	1,377.77	0.00	0.00	0.00	0.00	0.00	0.00%
	Total Expense:	**29,645.20**	**26,750.00**	**12,300.00**	**257,300.00**	**0.00**	**-257,300.00**	**-100.00%**
	Total Fund: 031 - CAPITAL RSRV-BLDG MAINT:	**-27,448.63**	**-26,000.00**	**-1,410.99**	**-254,300.00**	**3,000.00**	**257,300.00**	**-101.18%**

Budget Comparison Report

Account Number		2017-2018 Total Budget	2017-2018 YTD Activity Through Dec	Parent Budget 2017-2018 2017-2018Work...	Comparison 1 Budget 2018-2019 FY2019 No PolFire	Comparison 1 to Parent Budget Increase / (Decrease)	%
Fund: 032 - CIP LARGE VEHICLE/EQUIPMENT							
Revenue							
032.9000.6500.300	TR FRM CIP (CAP IMPR	0.00	0.00	0.00	106,000.00	106,000.00	0.00	0.00%
	Total Revenue:	**0.00**	**0.00**	**0.00**	**106,000.00**	**106,000.00**	**0.00**	**0.00%**
Total Fund: 032 - CIP LARGE VEHICLE/EQUIPMENT:		**0.00**	**0.00**	**0.00**	**106,000.00**	**106,000.00**	**0.00**	**0.00%**

Budget Comparison Report

Account Number		2016-2017 Total Activity	2017-2018 Total Budget	2017-2018 YTD Activity Through Dec	Parent Budget 2017-2018 2017-2018Work...	Comparison 1 Budget 2018-2019 FY2019 No PolFire	Comparison 1 to Parent Budget Increase / (Decrease)	%
Fund: 050 - COLISEUM ACTIVITY FUND								
Revenue								
050.4065.4483.000	CONCESSIONS	4,967.05	4,000.00	521.00	4,000.00	4,000.00	0.00	0.00%
050.4065.4621.000	COLISEUM RENTAL	13,776.48	10,000.00	9,138.52	13,000.00	13,000.00	0.00	0.00%
050.4065.4820.000	COLISEUM CONTRIBS	10,610.01	5,000.00	8,763.43	9,000.00	9,000.00	0.00	0.00%
050.4065.4875.000	RFNDS/REIMB: COLISEUM	50.86	0.00	-250.00	0.00	0.00	0.00	0.00%
050.9000.6500.001	TR FRM GENERAL FUND	0.00	0.00	0.00	12,247.00	11,502.00	-745.00	-6.08%
050.9000.6500.112	TR FRM EMPLOYEE BENE	3,719.38	2,926.00	1,589.79	2,926.00	2,768.00	-158.00	-5.40%
	Total Revenue:	**33,123.78**	**21,926.00**	**19,762.74**	**41,173.00**	**40,270.00**	**-903.00**	**-2.19%**
Expense								
050.4065.5010.010	REGULAR-NON UNION	6,576.05	6,519.00	3,388.06	6,519.00	6,930.00	411.00	6.30%
050.4065.5010.090	REGULAR-P&R UNION	2,240.52	2,391.00	969.15	2,391.00	2,241.00	-150.00	-6.27%
050.4065.5030.070	PART-TIME TEMPORARY	7,015.39	0.00	2,572.21	0.00	2,000.00	2,000.00	0.00%
050.4065.5050.060	PART-TIME REGULAR	876.44	2,000.00	0.00	2,000.00	2,000.00	0.00	0.00%
050.4065.5101.010	SOCIAL SECURITY-NON UNION	398.44	404.00	208.78	404.00	430.00	26.00	6.44%
050.4065.5101.060	SOCIAL SECURITY-PT REGULAR	54.34	0.00	0.00	0.00	0.00	0.00	0.00%
050.4065.5101.070	SOCIAL SECURITY-PT TEMP	427.65	124.00	159.50	124.00	124.00	0.00	0.00%
050.4065.5101.090	SOCIAL SECURITY-P&R UNION	126.33	148.00	55.52	148.00	139.00	-9.00	-6.08%
050.4065.5102.010	MEDICARE-NON UNION	93.21	96.00	48.64	96.00	100.00	4.00	4.17%
050.4065.5102.060	MEDICARE-PT REGULAR	12.70	0.00	0.00	0.00	0.00	0.00	0.00%
050.4065.5102.070	MEDICARE-TEMPORARY	100.03	29.00	37.29	29.00	29.00	0.00	0.00%
050.4065.5102.090	MEDICARE-P&R UNION	29.56	35.00	12.98	35.00	32.00	-3.00	-8.57%
050.4065.5111.010	IPERS-NON UNION	586.54	582.00	302.52	582.00	654.00	72.00	12.37%
050.4065.5111.060	IPERS-PT REGULAR	78.27	0.00	0.00	0.00	0.00	0.00	0.00%
050.4065.5111.070	IPERS-PT TEMP	348.67	0.00	191.39	0.00	0.00	0.00	0.00%
050.4065.5111.090	IPERS-P&R UNION	200.10	214.00	86.55	214.00	212.00	-2.00	-0.93%
050.4065.5121.010	GRP INSUR-NON UNION	284.92	270.00	139.69	270.00	270.00	0.00	0.00%
050.4065.5121.090	GRP INSUR-P&R UNION	550.99	591.00	255.48	591.00	490.00	-101.00	-17.09%
050.4065.5123.010	WORKCOMP-NON UNION	24.68	260.00	7.90	260.00	178.00	-82.00	-31.54%
050.4065.5123.060	WORKCOMP-PT REGULAR	34.93	0.00	0.00	0.00	0.00	0.00	0.00%
050.4065.5123.070	WORKCOMP-TEMPORARY	277.96	80.00	58.59	80.00	51.00	-29.00	-36.25%
050.4065.5123.090	WORKCOMP-P&R UNION	90.06	95.00	24.96	95.00	58.00	-37.00	-38.95%
050.4065.5210.000	ADVERTISING & LEGAL PUB	0.00	300.00	0.00	300.00	300.00	0.00	0.00%
050.4065.5290.000	INSURANCE - GENERAL	2,534.77	1,620.00	0.00	1,620.00	1,620.00	0.00	0.00%
050.4065.5300.000	INSURANCE - TORT LIAB	80.44	162.00	0.00	162.00	162.00	0.00	0.00%
050.4065.5342.000	CONTRACT-OUTSIDE HELP	589.98	500.00	277.08	500.00	1,000.00	500.00	100.00%
050.4065.5344.000	CONTRACT-MAINTENANCE	1,028.57	800.00	899.15	800.00	800.00	0.00	0.00%
050.4065.5360.000	POSTAGE & SHIPPING	0.00	50.00	0.00	50.00	50.00	0.00	0.00%
050.4065.5380.000	RENTS & LEASES	162.00	0.00	486.00	0.00	0.00	0.00	0.00%

Budget Comparison Report

Account Number		2016-2017 Total Activity	2017-2018 Total Budget	2017-2018 YTD Activity Through Dec	Parent Budget 2017-2018 2017-2018Work...	Comparison 1 Budget 2018-2019 FY2019 No PolFire	Comparison 1 to Parent Budget Increase / (Decrease)	%
050.4065.5410.000	REPAIRS & MAINTENANCE	1,399.34	0.00	0.00	1,500.00	1,500.00	0.00	0.00%
050.4065.5411.000	RPR/MAINT - CIP	0.00	0.00	0.00	0.00	0.00	0.00	0.00%
050.4065.5450.000	TELEPHONE/OTHR COMMNCTN	375.47	400.00	559.78	400.00	400.00	0.00	0.00%
050.4065.5481.000	ELECTRICITY	4,661.88	5,000.00	6,914.61	10,000.00	5,000.00	-5,000.00	-50.00%
050.4065.5482.000	NATURAL GAS	2,016.08	5,000.00	4,068.29	5,000.00	2,500.00	-2,500.00	-50.00%
050.4065.5483.000	WATER	1,077.23	600.00	446.80	600.00	600.00	0.00	0.00%
050.4065.5600.000	OPERATING SUPPLIES	355.21	1,000.00	82.54	1,000.00	1,000.00	0.00	0.00%
050.4065.5611.000	BLDG,GRD OPER/MAINT SPLY	1,219.40	1,000.00	532.89	1,000.00	1,000.00	0.00	0.00%
050.4065.5613.000	MERCHANDISE FOR RESALE	2,875.66	2,400.00	519.06	2,400.00	2,400.00	0.00	0.00%
050.4065.5718.000	MINOR EQUIP, UNCLASSFIED	2,204.84	6,000.00	619.92	6,000.00	6,000.00	0.00	0.00%
	Total Expense:	**41,008.65**	**38,670.00**	**23,925.33**	**45,170.00**	**40,270.00**	**-4,900.00**	**-10.85%**
	Total Fund: 050 - COLISEUM ACTIVITY FUND:	**-7,884.87**	**-16,744.00**	**-4,162.59**	**-3,997.00**	**0.00**	**3,997.00**	**-100.00%**

Budget Comparison Report

Account Number		2016-2017 Total Activity	2017-2018 Total Budget	2017-2018 YTD Activity Through Dec	Parent Budget 2017-2018 2017-2018Work...	Comparison 1 Budget 2018-2019 FY2019 No PolFire	Comparison 1 to Parent Budget Increase / (Decrease)	%
Fund: 110 - ROAD USE TAX								
Revenue								
110.2010.4320.000	STATE ROAD USE TAXES	3,420,431.78	3,300,000.00	1,917,183.38	3,400,000.00	3,400,000.00	0.00	0.00%
	Total Revenue:	**3,420,431.78**	**3,300,000.00**	**1,917,183.38**	**3,400,000.00**	**3,400,000.00**	**0.00**	**0.00%**
Expense								
110.2010.5010.010	REGULAR-NON UNION	10,137.07	10,490.00	5,188.77	10,490.00	10,659.00	169.00	1.61%
110.2010.5101.010	SOCIAL SECURITY-NON UNION	607.34	650.00	311.83	650.00	661.00	11.00	1.69%
110.2010.5102.010	MEDICARE-NON UNION	142.03	153.00	72.94	153.00	155.00	2.00	1.31%
110.2010.5111.010	IPERS-NON UNION	905.21	937.00	463.40	937.00	1,006.00	69.00	7.36%
110.2010.5121.010	GRP INSUR-NON UNION	1,052.69	1,080.00	526.35	1,080.00	1,080.00	0.00	0.00%
110.2010.5123.010	WORKCOMP-NON UNION	22.23	245.00	7.76	245.00	174.00	-71.00	-28.98%
110.2010.5132.000	CLOTHING EXPENSE	5,923.02	6,500.00	4,109.73	6,500.00	6,500.00	0.00	0.00%
110.2010.5151.000	PHYSICALS/IMMUNIZATIONS	37.00	1,000.00	0.00	1,000.00	1,000.00	0.00	0.00%
110.2010.5210.000	ADVERTISING & LEGAL PUB	260.00	0.00	0.00	0.00	0.00	0.00	0.00%
110.2010.5230.000	CONSULTING & PROF FEES	1,500.00	2,000.00	1,008.00	2,000.00	2,000.00	0.00	0.00%
110.2010.5233.000	ENGINEERING FEES	963.00	5,000.00	0.00	5,000.00	5,000.00	0.00	0.00%
110.2010.5251.000	LICENSE & PERMITS	23.00	200.00	227.50	200.00	250.00	50.00	25.00%
110.2010.5261.000	RESIDENTIAL CLEANUP	0.00	0.00	32.10	0.00	0.00	0.00	0.00%
110.2010.5280.000	DUES, MEMBER, SUBSCRIPTN	0.00	0.00	100.00	0.00	0.00	0.00	0.00%
110.2010.5290.000	INSURANCE - GENERAL	18,409.83	972.00	0.00	972.00	972.00	0.00	0.00%
110.2010.5342.000	CONTRACT-OUTSIDE HELP	12,115.52	30,000.00	11,297.67	30,000.00	30,000.00	0.00	0.00%
110.2010.5344.000	CONTRACT-MAINTENANCE	3,930.55	3,500.00	1,327.64	3,500.00	3,500.00	0.00	0.00%
110.2010.5347.000	CONTRACT-SOFTWARE MAINT	2,108.57	3,000.00	3,360.95	3,000.00	3,000.00	0.00	0.00%
110.2010.5351.000	CONTRACT-CONCRETE REPAIR	0.00	0.00	0.00	0.00	0.00	0.00	0.00%
110.2010.5352.000	CONTRACT-TREE REMOVAL	26,215.00	30,000.00	21,440.00	30,000.00	30,000.00	0.00	0.00%
110.2010.5359.000	TOWING SERVICES	0.00	0.00	250.00	0.00	0.00	0.00	0.00%
110.2010.5360.000	POSTAGE & SHIPPING	41.21	50.00	9.28	50.00	100.00	50.00	100.00%
110.2010.5380.000	RENTS & LEASES	93.14	300.00	54.64	300.00	300.00	0.00	0.00%
110.2010.5386.000	CONTRACT LAWN CARE	11,321.00	13,000.00	7,631.00	13,000.00	13,000.00	0.00	0.00%
110.2010.5410.000	REPAIRS & MAINTENANCE	10,158.04	7,000.00	3,348.56	7,000.00	8,000.00	1,000.00	14.29%
110.2010.5450.000	TELEPHONE/OTHR COMMNCTN	3,663.49	3,100.00	2,369.78	3,100.00	3,500.00	400.00	12.90%
110.2010.5460.000	CONFERENCE EXPENSE	0.00	3,500.00	200.00	3,500.00	4,500.00	1,000.00	28.57%
110.2010.5481.000	ELECTRICITY	13,014.97	10,000.00	4,386.31	10,000.00	12,000.00	2,000.00	20.00%
110.2010.5482.000	NATURAL GAS	7,304.74	12,000.00	1,800.27	12,000.00	10,000.00	-2,000.00	-16.67%
110.2010.5489.000	SAFETY EQUIP/SUPPLY	223.00	0.00	74.00	0.00	200.00	200.00	0.00%
110.2010.5565.000	VEHICLE OPER/MAINT SPPLY	22,687.21	0.00	20,363.80	28,050.00	22,000.00	-6,050.00	-21.57%
110.2010.5570.000	VEHICLE GAS	21,841.21	90,000.00	5,519.00	50,000.00	50,000.00	0.00	0.00%
110.2010.5571.000	VEHICLE DIESEL FUEL	8,499.91	0.00	5,743.66	10,000.00	10,000.00	0.00	0.00%
110.2010.5600.000	OPERATING SUPPLIES	28,062.18	35,000.00	10,315.59	35,000.00	35,000.00	0.00	0.00%

Budget Comparison Report

Account Number		2016-2017 Total Activity	2017-2018 Total Budget	2017-2018 YTD Activity Through Dec	Parent Budget 2017-2018 2017-2018Work...	Comparison 1 Budget 2018-2019 FY2019 No PolFire	Comparison 1 to Parent Budget Increase / (Decrease)	%
110.2010.5605.000	OFFICE SUPPLIES	31.89	0.00	0.00	200.00	200.00	0.00	0.00%
110.2010.5611.000	BLDG,GRD OPER/MAINT SPLY	745.16	0.00	77.37	750.00	750.00	0.00	0.00%
110.2010.5612.000	COMPUTER COMPONENTS	1,653.95	0.00	460.49	1,000.00	1,000.00	0.00	0.00%
110.2010.5616.000	MOSQUITO SPRAYING	67.30	3,000.00	0.00	3,000.00	3,000.00	0.00	0.00%
110.2010.5617.000	RM-OTHER	7,297.59	20,000.00	0.00	20,000.00	18,000.00	-2,000.00	-10.00%
110.2010.5618.000	RM-ASPHALT	15,262.24	30,000.00	23,093.68	30,000.00	30,000.00	0.00	0.00%
110.2010.5619.000	RM-HOTMIX ASPHALT	490.80	5,500.00	3,713.45	5,500.00	5,500.00	0.00	0.00%
110.2010.5620.000	RM-CRUSHED ROCK	10,592.14	10,000.00	5,799.35	10,000.00	12,000.00	2,000.00	20.00%
110.2010.5622.820	SR-SODIUM CHLORIDE	18,637.87	0.00	0.00	0.00	0.00	0.00	0.00%
110.2010.5626.000	TS-SIGNS, POSTS & SPPLYS	17,579.08	25,000.00	2,813.69	25,000.00	25,000.00	0.00	0.00%
110.2010.5627.000	TS-BARRICADES, SUPPLIES	853.38	2,500.00	1,230.04	2,500.00	5,000.00	2,500.00	100.00%
110.2010.5628.000	TS-PAVEMENT MARKING	19,388.10	34,000.00	22,915.91	34,000.00	30,000.00	-4,000.00	-11.76%
110.2010.5703.000	MINOR COMPUTER	583.83	1,000.00	0.00	1,000.00	1,000.00	0.00	0.00%
110.2010.5718.000	MINOR EQUIP, UNCLASSFIED	7,803.56	3,500.00	1,164.79	3,500.00	3,500.00	0.00	0.00%
110.2010.5740.000	COMPUTER EQUIP > $5,000	76.55	0.00	0.00	0.00	0.00	0.00	0.00%
110.2010.5750.000	OTHER CAP EQUIP > $5,000	43,916.78	281,000.00	7,668.12	281,000.00	719,000.00	438,000.00	155.87%
110.2010.5776.000	BUILDINGS & IMPROVEMENTS	22,101.98	0.00	0.00	0.00	0.00	0.00	0.00%
110.2011.5351.000	CONTRACT-CONCRETE REPAIR	0.00	50,000.00	0.00	50,000.00	50,000.00	0.00	0.00%
110.2012.5230.000	CONSULTING & PROF FEES	0.00	1,000.00	0.00	1,000.00	1,000.00	0.00	0.00%
110.2012.5233.000	ENGINEERING FEES	0.00	5,000.00	22,597.88	25,000.00	5,000.00	-20,000.00	-80.00%
110.2012.5348.000	CONTRACT-OTHER	0.00	0.00	2,250.00	0.00	0.00	0.00	0.00%
110.2012.5349.000	CONTRACT-BRIDGE & CULVRT	0.00	30,000.00	0.00	30,000.00	30,000.00	0.00	0.00%
110.2012.5350.000	CONTRACT-ASPHALT RESURF	7,009.40	460,000.00	0.00	150,000.00	100,000.00	-50,000.00	-33.33%
110.2012.5351.000	CONTRACT-CONCRETE REPAIR	6,262.32	200,000.00	1,080.00	150,000.00	100,000.00	-50,000.00	-33.33%
110.2012.5410.000	REPAIRS & MAINTENANCE	112.50	0.00	0.00	0.00	0.00	0.00	0.00%
110.2012.5750.000	CAPITAL PURCH > $5,000	0.00	10,000.00	0.00	10,000.00	10,000.00	0.00	0.00%
110.2012.5779.000	CAPITAL CONSTRCT-STREETS	0.00	225,000.00	0.00	233,000.00	225,000.00	-8,000.00	-3.43%
110.2030.5290.000	INSURANCE - GENERAL	31.96	0.00	0.00	0.00	0.00	0.00	0.00%
110.2030.5342.000	CONTRACT-OUTSIDE HELP	58.00	2,000.00	0.00	2,000.00	2,000.00	0.00	0.00%
110.2030.5481.000	ELECTRICITY	208,674.41	200,000.00	93,755.79	200,000.00	200,000.00	0.00	0.00%
110.2030.5600.000	OPERATING SUPPLIES	11,027.70	3,000.00	399.14	3,000.00	3,000.00	0.00	0.00%
110.2040.5132.000	CLOTHING EXPENSE	2,697.07	2,000.00	1,234.07	2,000.00	2,200.00	200.00	10.00%
110.2040.5230.000	CONSULTING & PROF FEES	15.00	480.00	0.00	480.00	480.00	0.00	0.00%
110.2040.5290.000	INSURANCE - GENERAL	114.12	0.00	0.00	0.00	0.00	0.00	0.00%
110.2040.5342.000	CONTRACT-OUTSIDE HELP	119.68	0.00	645.52	1,000.00	1,000.00	0.00	0.00%
110.2040.5344.000	CONTRACT-MAINTENANCE	99.00	0.00	0.00	0.00	0.00	0.00	0.00%
110.2040.5347.000	CONTRACT-CMPTR TECH SPPRT	9.99	0.00	0.00	0.00	0.00	0.00	0.00%
110.2040.5360.000	POSTAGE & SHIPPING	12.10	0.00	0.00	0.00	10.00	10.00	0.00%
110.2040.5410.000	REPAIRS & MAINTENANCE	3,889.61	1,500.00	226.51	1,500.00	1,500.00	0.00	0.00%

Budget Comparison Report

Account Number		2016-2017 Total Activity	2017-2018 Total Budget	2017-2018 YTD Activity Through Dec	Parent Budget 2017-2018 2017-2018Work...	Comparison 1 Budget 2018-2019 FY2019 No PolFire	Comparison 1 to Parent Budget Increase / (Decrease)	%
110.2040.5450.000	TELEPHONE/OTHR COMMNCTN	1,755.36	1,100.00	969.56	1,100.00	1,600.00	500.00	45.45%
110.2040.5460.000	CONFERENCE EXPENSE	0.00	250.00	0.00	250.00	250.00	0.00	0.00%
110.2040.5481.000	ELECTRICITY	13,879.87	40,000.00	7,129.17	30,000.00	30,000.00	0.00	0.00%
110.2040.5482.000	NATURAL GAS	0.00	600.00	0.00	600.00	600.00	0.00	0.00%
110.2040.5565.000	VEHICLE OPER/MAINT SPPLY	2,492.45	0.00	1,775.60	0.00	3,000.00	3,000.00	0.00%
110.2040.5570.000	VEHICLE GAS	1,885.22	7,000.00	940.60	3,000.00	3,000.00	0.00	0.00%
110.2040.5571.000	VEHICLE DIESEL FUEL	504.69	0.00	410.04	0.00	1,000.00	1,000.00	0.00%
110.2040.5600.000	OPERATING SUPPLIES	8,061.95	15,000.00	4,273.11	15,000.00	12,000.00	-3,000.00	-20.00%
110.2040.5605.000	OFFICE SUPPLIES	0.00	0.00	38.52	0.00	100.00	100.00	0.00%
110.2040.5718.000	MINOR EQUIP, UNCLASSFIED	15,083.77	10,000.00	12,272.28	24,000.00	10,000.00	-14,000.00	-58.33%
110.2040.5750.000	OTHER CAP EQUIP > $5,000	0.00	82,000.00	76,426.88	81,000.00	82,000.00	1,000.00	1.23%
110.2040.5780.000	TRAFFIC SIGNALS	15.99	0.00	0.00	0.00	0.00	0.00	0.00%
110.2050.5342.000	CONTRACT-OUTSIDE HELP	0.00	8,000.00	0.00	8,000.00	8,000.00	0.00	0.00%
110.2050.5410.000	REPAIRS & MAINTENANCE	0.00	1,000.00	0.00	1,000.00	1,000.00	0.00	0.00%
110.2050.5565.000	VEHICLE OPER/MAINT SPPLY	13.55	0.00	1,037.49	1,500.00	0.00	-1,500.00	-100.00%
110.2050.5570.000	VEHICLE GAS	673.50	26,000.00	0.00	24,500.00	26,000.00	1,500.00	6.12%
110.2050.5571.000	VEHICLE DIESEL FUEL	4,901.45	0.00	0.00	0.00	0.00	0.00	0.00%
110.2050.5600.000	OPERATING SUPPLIES	4,890.70	5,000.00	0.00	5,000.00	5,000.00	0.00	0.00%
110.2050.5622.000	SR-SODIUM CHLORIDE	106,085.12	150,000.00	74,625.16	150,000.00	150,000.00	0.00	0.00%
110.2050.5622.820	SR-SODIUM CHLORIDE	0.00	0.00	11,863.30	0.00	0.00	0.00	0.00%
110.2050.5623.000	SR-CALCIUM CHLORIDE	0.00	5,000.00	599.88	5,000.00	5,000.00	0.00	0.00%
110.2050.5625.000	SR-ANTI ICING-NEW STRTS	0.00	5,000.00	0.00	5,000.00	5,000.00	0.00	0.00%
110.2050.5750.000	OTHER CAP EQUIP > $5,000	136,150.00	0.00	0.00	0.00	0.00	0.00	0.00%
110.2060.5132.000	CLOTHING EXPENSE	19.99	200.00	39.60	200.00	200.00	0.00	0.00%
110.2060.5151.000	PHYSICALS/IMMUNIZATIONS	0.00	100.00	0.00	100.00	100.00	0.00	0.00%
110.2060.5210.000	ADVERTISING & LEGAL PUB	300.25	600.00	0.00	600.00	600.00	0.00	0.00%
110.2060.5230.000	CONSULTING & PROF FEES	513.00	500.00	5,000.00	5,000.00	500.00	-4,500.00	-90.00%
110.2060.5233.000	ENGINEERING FEES	455.40	0.00	8,220.19	9,000.00	8,000.00	-1,000.00	-11.11%
110.2060.5251.000	LICENSE & PERMITS	0.00	0.00	240.00	0.00	0.00	0.00	0.00%
110.2060.5280.000	DUES, MEMBER, SUBSCRIPTN	1,230.00	1,500.00	960.00	1,500.00	2,500.00	1,000.00	66.67%
110.2060.5342.000	CONTRACT-OUTSIDE HELP	60.37	0.00	0.00	0.00	0.00	0.00	0.00%
110.2060.5344.000	CONTRACT-MAINTENANCE	19.00	3,000.00	495.00	3,000.00	3,000.00	0.00	0.00%
110.2060.5347.000	CONTRACT-SOFTWARE MAINT	19,246.56	17,300.00	10,741.40	17,300.00	19,300.00	2,000.00	11.56%
110.2060.5351.000	CONTRACT-CONCRETE REPAIR	0.00	0.00	507.00	0.00	0.00	0.00	0.00%
110.2060.5360.000	POSTAGE & SHIPPING	69.27	100.00	11.41	100.00	100.00	0.00	0.00%
110.2060.5410.000	REPAIRS & MAINTENANCE	495.00	8,000.00	0.00	500.00	8,000.00	7,500.00	1,500.00%
110.2060.5450.000	TELEPHONE/OTHR COMMNCTN	5,024.35	5,000.00	2,157.07	5,000.00	5,500.00	500.00	10.00%
110.2060.5460.000	CONFERENCE EXPENSE	2,485.00	2,500.00	0.00	2,500.00	5,000.00	2,500.00	100.00%
110.2060.5465.000	TRAVEL - HOTEL/MOTEL	166.64	0.00	0.00	0.00	0.00	0.00	0.00%

Budget Comparison Report

Account Number		2016-2017 Total Activity	2017-2018 Total Budget	2017-2018 YTD Activity Through Dec	Parent Budget 2017-2018 2017-2018Work...	Comparison 1 Budget 2018-2019 FY2019 No PolFire	Comparison 1 to Parent Budget Increase / (Decrease)	%
110.2060.5472.000	MILEAGE REIMBURSE	46.80	0.00	0.00	0.00	0.00	0.00	0.00%
110.2060.5485.000	STORM WATER FEES	144.84	132.00	48.00	132.00	132.00	0.00	0.00%
110.2060.5565.000	VEHICLE OPER/MAINT SPPLY	12.99	0.00	-228.05	0.00	1,000.00	1,000.00	0.00%
110.2060.5570.000	VEHICLE GAS	1,211.20	3,000.00	1,063.07	2,000.00	2,000.00	0.00	0.00%
110.2060.5600.000	OPERATING SUPPLIES	1,062.95	3,500.00	132.27	3,500.00	3,500.00	0.00	0.00%
110.2060.5605.000	OFFICE SUPPLIES	195.64	0.00	206.35	0.00	200.00	200.00	0.00%
110.2060.5612.000	COMPUTER COMPONENTS	724.87	500.00	501.91	500.00	1,500.00	1,000.00	200.00%
110.2060.5685.000	SURVEY SUPPLIES	0.00	2,500.00	0.00	2,500.00	1,500.00	-1,000.00	-40.00%
110.2060.5702.000	MINOR OFFICE FURN/EQUIP	439.18	3,000.00	0.00	500.00	2,000.00	1,500.00	300.00%
110.2060.5703.000	MINOR COMPUTER	4,778.16	5,000.00	3,000.73	1,000.00	5,000.00	4,000.00	400.00%
110.2060.5704.000	MINOR SOFTWARE <$5,000	1,834.95	500.00	1,865.98	2,000.00	500.00	-1,500.00	-75.00%
110.2060.5718.000	MINOR EQUIP, UNCLASSFIED	3,407.54	8,000.00	31.96	8,000.00	8,000.00	0.00	0.00%
110.2060.5740.000	COMPUTER EQUIP > $5,000	0.00	0.00	0.00	0.00	0.00	0.00	0.00%
110.2060.5741.000	COMPUTER SOFTWARE > 5,000	6,305.00	0.00	9,357.06	0.00	0.00	0.00	0.00%
110.2060.5750.000	OTHER CAP EQUIP > $5,000	28,390.00	55,000.00	0.00	55,000.00	55,000.00	0.00	0.00%
110.2070.5565.000	VEHICLE OPER/MAINT SPPLY	1,494.32	0.00	3,126.51	3,000.00	3,000.00	0.00	0.00%
110.2070.5570.000	VEHICLE GAS	2,445.05	7,500.00	0.00	2,000.00	4,500.00	2,500.00	125.00%
110.2070.5600.000	OPERATING SUPPLIES	2,128.46	0.00	2,513.96	2,500.00	2,500.00	0.00	0.00%
110.9000.7500.001	TR TO GENERAL	955,717.00	1,126,664.00	549,876.69	1,126,664.00	1,217,588.00	90,924.00	8.07%
110.9000.7500.310	TRANSFER TO FED. STREET GRAN	0.00	0.00	0.00	0.00	0.00	0.00	0.00%
110.9000.7500.356	TRANSFER OUT - 16 BONDS	0.00	0.00	687,954.26	687,954.00	0.00	-687,954.00	-100.00%
110.9000.7500.357	TRANSFER OUT - CY18 STREET PI	0.00	0.00	0.00	0.00	625,000.00	625,000.00	0.00%
110.9000.7500.610	TR TO WPC	0.00	0.00	7,430.34	7,431.00	0.00	-7,431.00	-100.00%
	Total Expense:	**1,955,294.62**	**3,485,203.00**	**1,790,280.63**	**3,848,588.00**	**4,178,967.00**	**330,379.00**	**8.58%**
	Total Fund: 110 - ROAD USE TAX:	**1,465,137.16**	**-185,203.00**	**126,902.75**	**-448,588.00**	**-778,967.00**	**-330,379.00**	**73.65%**

Budget Comparison Report

Account Number		2016-2017 Total Activity	2017-2018 Total Budget	2017-2018 YTD Activity Through Dec	Parent Budget 2017-2018 2017-2018Work...	Comparison 1 Budget 2018-2019 FY2019 No PolFire	Comparison 1 to Parent Budget Increase / (Decrease)	%
Fund: 112 - EMPLOYEE BENEFITS FUND								
Revenue								
112.6021.4010.000	PROPERTY TAXES-CURRENT	223,415.01	310,119.00	156,044.90	310,119.00	2,278,010.00	1,967,891.00	634.56%
112.6021.4011.000	DELIQUENT PROPERTY TAXES	33.84	0.00	4.27	0.00	0.00	0.00	0.00%
112.6021.4110.000	UTILITY EXCISE TAX	20,790.51	30,351.00	15,050.60	30,351.00	253,396.00	223,045.00	734.89%
112.6021.4150.000	CURRENT MOBILE HOME TAXES	283.43	0.00	231.26	0.00	0.00	0.00	0.00%
112.6021.4151.000	DELIQ MOBILE HOME TAXES	17.44	0.00	10.20	0.00	0.00	0.00	0.00%
112.6021.4332.000	AGED INCOME CREDIT	300.46	0.00	320.68	0.00	0.00	0.00	0.00%
112.6021.4333.000	DISABLED HOMESTEAD CREDIT	323.48	0.00	258.08	0.00	0.00	0.00	0.00%
112.6021.4335.000	HOMESTEAD CREDIT	9,698.27	0.00	5,970.77	0.00	0.00	0.00	0.00%
112.6021.4336.000	MILITARY CREDIT	137.65	0.00	166.16	0.00	0.00	0.00	0.00%
112.6021.4337.000	MOBILE HOME CREDIT	4.54	0.00	0.00	0.00	0.00	0.00	0.00%
112.6021.4338.000	BUSINESS PROP TAX CREDIT	9,101.42	0.00	0.00	0.00	0.00	0.00	0.00%
112.6021.4339.000	SF295 BACKFILL	9,524.08	13,596.00	11,161.29	13,596.00	82,474.00	68,878.00	506.60%
112.9000.6500.121	TR FRM LOCAL OPTION	2,250,000.00	2,250,000.00	1,174,523.78	2,250,000.00	0.00	-2,250,000.00	-100.00%
	Total Revenue:	**2,523,630.13**	**2,604,066.00**	**1,363,741.99**	**2,604,066.00**	**2,613,880.00**	**9,814.00**	**0.38%**
Expense								
112.9000.7500.001	TR TO GENERAL	2,187,326.54	2,625,614.00	1,185,749.40	2,754,798.00	2,528,638.00	-226,160.00	-8.21%
112.9000.7500.050	TR TO COLISEUM FUND	3,719.38	2,926.00	1,589.79	2,926.00	2,768.00	-158.00	-5.40%
	Total Expense:	**2,191,045.92**	**2,628,540.00**	**1,187,339.19**	**2,757,724.00**	**2,531,406.00**	**-226,318.00**	**-8.21%**
	Total Fund: 112 - EMPLOYEE BENEFITS FUND:	**332,584.21**	**-24,474.00**	**176,402.80**	**-153,658.00**	**82,474.00**	**236,132.00**	**-153.67%**

Budget Comparison Report

Account Number		2016-2017 Total Activity	2017-2018 Total Budget	2017-2018 YTD Activity Through Dec	Parent Budget 2017-2018 2017-2018Work...	Comparison 1 Budget 2018-2019 FY2019 No PolFire	Comparison 1 to Parent Budget Increase / (Decrease)	%
Fund: 117 - POLICE/FIRE RETIREMENT								
Revenue								
117.6021.4010.000	PROPERTY TAXES-CURRENT	940,270.83	1,017,034.00	513,087.79	1,017,034.00	1,062,659.00	45,625.00	4.49%
117.6021.4011.000	DELIQUENT PROPERTY TAXES	142.38	0.00	17.17	0.00	0.00	0.00	0.00%
117.6021.4110.000	UTILITY EXCISE TAX	87,493.35	99,526.00	49,268.22	99,526.00	118,206.00	18,680.00	18.77%
117.6021.4150.000	CURRENT MOBILE HOME TAXES	1,193.07	0.00	767.49	0.00	0.00	0.00	0.00%
117.6021.4151.000	DELIQ MOBILE HOME TAXES	73.40	0.00	19,579.86	0.00	0.00	0.00	0.00%
117.6021.4332.000	AGED INCOME CREDIT	1,264.41	0.00	1,349.54	0.00	0.00	0.00	0.00%
117.6021.4333.000	DISABLED HOMESTEAD CREDIT	1,361.28	0.00	844.83	0.00	0.00	0.00	0.00%
117.6021.4335.000	HOMESTEAD CREDIT	40,813.57	0.00	0.00	0.00	0.00	0.00	0.00%
117.6021.4336.000	MILITARY CREDIT	579.27	0.00	543.94	0.00	0.00	0.00	0.00%
117.6021.4337.000	MOBILE HOME CREDIT	19.10	0.00	0.00	0.00	0.00	0.00	0.00%
117.6021.4338.000	BUSINESS PROP TAX CREDIT	38,301.82	0.00	17,676.58	0.00	0.00	0.00	0.00%
117.6021.4339.000	SF295 BACKFILL	40,080.50	44,590.00	18,859.96	44,590.00	38,473.00	-6,117.00	-13.72%
117.6021.4610.000	INTEREST ON INVESTMENTS	2,988.57	0.00	2,847.58	4,000.00	4,000.00	0.00	0.00%
	Total Revenue:	**1,154,581.55**	**1,161,150.00**	**624,842.96**	**1,165,150.00**	**1,223,338.00**	**58,188.00**	**4.99%**
Expense								
117.1010.5114.000	CITY SHARE PENSION	9,189.36	9,193.00	5,497.17	9,193.00	9,500.00	307.00	3.34%
117.9000.7500.001	TR TO GENERAL	998,102.19	1,139,169.00	566,964.38	1,139,169.00	1,180,865.00	41,696.00	3.66%
	Total Expense:	**1,007,291.55**	**1,148,362.00**	**572,461.55**	**1,148,362.00**	**1,190,365.00**	**42,003.00**	**3.66%**
	Total Fund: 117 - POLICE/FIRE RETIREMENT:	**147,290.00**	**12,788.00**	**52,381.41**	**16,788.00**	**32,973.00**	**16,185.00**	**96.41%**

Budget Comparison Report

Account Number		2016-2017 Total Activity	2017-2018 Total Budget	2017-2018 YTD Activity Through Dec	Parent Budget 2017-2018 2017-2018Work...	Comparison 1 Budget 2018-2019 FY2019 No PolFire	Comparison 1 to Parent Budget Increase / (Decrease)	%
Fund: 119 - EMERGENCY FUND								
Revenue								
119.6021.4010.000	PROPERTY TAXES-CURRENT	178,190.24	201,468.00	101,594.89	201,468.00	202,610.00	1,142.00	0.57%
119.6021.4011.000	DELIQUENT PROPERTY TAXES	26.86	0.00	3.28	0.00	0.00	0.00	0.00%
119.6021.4110.000	UTILITY EXCISE TAX	16,584.59	19,715.00	9,763.91	19,715.00	22,537.00	2,822.00	14.31%
119.6021.4150.000	CURRENT MOBILE HOME TAXES	225.90	0.00	151.69	0.00	0.00	0.00	0.00%
119.6021.4151.000	DELIQ MOBILE HOME TAXES	13.92	0.00	6.79	0.00	0.00	0.00	0.00%
119.6021.4332.000	AGED INCOME CREDIT	234.28	0.00	255.81	0.00	0.00	0.00	0.00%
119.6021.4333.000	DISABLED HOMESTEAD CREDIT	258.02	0.00	167.42	0.00	0.00	0.00	0.00%
119.6021.4335.000	HOMESTEAD CREDIT	7,736.29	0.00	3,873.47	0.00	0.00	0.00	0.00%
119.6021.4336.000	MILITARY CREDIT	109.80	0.00	107.79	0.00	0.00	0.00	0.00%
119.6021.4337.000	MOBILE HOME CREDIT	3.62	0.00	0.00	0.00	0.00	0.00	0.00%
119.6021.4338.000	BUSINESS PROP TAX CREDIT	7,260.24	0.00	3,503.12	0.00	0.00	0.00	0.00%
119.6021.4339.000	SF295 BACKFILL	7,597.40	7,596.00	3,737.66	7,596.00	7,335.00	-261.00	-3.44%
	Total Revenue:	**218,241.16**	**228,779.00**	**123,165.83**	**228,779.00**	**232,482.00**	**3,703.00**	**1.62%**
Expense								
119.9000.7500.001	TR TO GENERAL	218,241.16	228,779.00	123,165.83	228,779.00	232,482.00	3,703.00	1.62%
	Total Expense:	**218,241.16**	**228,779.00**	**123,165.83**	**228,779.00**	**232,482.00**	**3,703.00**	**1.62%**
	Total Fund: 119 - EMERGENCY FUND:	**0.00**	**0.00**	**0.00**	**0.00**	**0.00**	**0.00**	**0.00%**

Budget Comparison Report

Account Number		2016-2017 Total Activity	2017-2018 Total Budget	2017-2018 YTD Activity Through Dec	Parent Budget 2017-2018 2017-2018Work...	Comparison 1 Budget 2018-2019 FY2019 No PolFire	Comparison 1 to Parent Budget Increase / (Decrease)	%
Fund: 121 - LOCAL OPTION SALES TAX								
Revenue								
121.6021.4170.000	LOCAL OPTION TAXES	4,388,070.76	3,400,000.00	1,664,117.44	3,400,000.00	3,100,000.00	-300,000.00	-8.82%
121.6021.4610.000	INTEREST ON INVESTMENTS	15,017.53	2,690.00	29,645.59	45,000.00	45,000.00	0.00	0.00%
121.9000.6500.741	TR FRM 2016 GO STORM WATEF	1,219,193.49	700,000.00	77,790.24	75,000.00	0.00	-75,000.00	-100.00%
	Total Revenue:	**5,622,281.78**	**4,102,690.00**	**1,771,553.27**	**3,520,000.00**	**3,145,000.00**	**-375,000.00**	**-10.65%**
Expense								
121.1040.5233.000	ENGINEERING FEES	51,317.00	0.00	8,673.34	0.00	0.00	0.00	0.00%
121.2010.5350.000	CONTRACT-ASPHALT RESURF	0.00	0.00	0.00	23,000.00	0.00	-23,000.00	-100.00%
121.2900.5342.000	CONTRACT-OUTSIDE HELP	0.00	0.00	31,127.27	31,127.00	0.00	-31,127.00	-100.00%
121.6011.5331.000	PAYMENTS-OTHER ENTITIES	3,000.00	0.00	23,000.00	44,770.00	0.00	-44,770.00	-100.00%
121.6011.5703.000	MINOR COMPUTER	0.00	0.00	0.00	0.00	12,000.00	12,000.00	0.00%
121.6011.5704.000	MINOR SOFTWARE < $5000	0.00	0.00	0.00	0.00	2,392.00	2,392.00	0.00%
121.8065.5233.000	ENGINEERING FEES	21,553.00	0.00	0.00	0.00	0.00	0.00	0.00%
121.8066.5210.000	ADVERTISING & LEGAL PUB	0.00	0.00	0.00	0.00	0.00	0.00	0.00%
121.8066.5230.000	CONSULTING & PROF FEES	0.00	0.00	0.00	0.00	0.00	0.00	0.00%
121.8066.5233.000	ENGINEERING FEES	53,875.37	0.00	0.00	63.00	0.00	-63.00	-100.00%
121.8066.5234.000	LEGAL EXPENSES	300.00	0.00	136.33	137.00	0.00	-137.00	-100.00%
121.8066.5342.000	CONTRACT-OUTSIDE HELP	0.00	550,000.00	0.00	0.00	0.00	0.00	0.00%
121.8066.5344.000	CONTRACT-MAINTENANCE	713,851.54	0.00	68,980.57	69,981.00	0.00	-69,981.00	-100.00%
121.8066.5777.000	STORM SEWERS	0.00	150,000.00	0.00	0.00	0.00	0.00	0.00%
121.8067.5609.000	AGRICULTURAL SUPPLIES	95.00	0.00	0.00	0.00	0.00	0.00	0.00%
121.9000.7500.001	TR TO GENERAL	223,573.92	170,000.00	289,975.01	449,269.00	14,840.00	-434,429.00	-96.70%
121.9000.7500.010	TR TO CASH FLOW RESERVE	215,124.44	0.00	0.00	0.00	158,683.00	158,683.00	0.00%
121.9000.7500.112	TR TO EMPLOYEE BNFT	2,250,000.00	2,250,000.00	1,174,523.78	2,250,000.00	0.00	-2,250,000.00	-100.00%
121.9000.7500.132	TR TO GRANTS STATE/LOCAL	0.00	0.00	0.00	45,000.00	0.00	-45,000.00	-100.00%
121.9000.7500.200	TRANSFER OUT - DEBT SERV	0.00	900,000.00	0.00	900,000.00	3,051,375.00	2,151,375.00	239.04%
121.9000.7500.356	TRANSFER OUT - 16 BONDS	0.00	0.00	687,954.26	687,954.00	0.00	-687,954.00	-100.00%
121.9000.7500.357	TRANSFER OUT - CY18 STREET PI	0.00	0.00	0.00	250,000.00	375,000.00	125,000.00	50.00%
	Total Expense:	**3,532,690.27**	**4,020,000.00**	**2,284,370.56**	**4,751,301.00**	**3,614,290.00**	**-1,137,011.00**	**-23.93%**
	Total Fund: 121 - LOCAL OPTION SALES TAX:	**2,089,591.51**	**82,690.00**	**-512,817.29**	**-1,231,301.00**	**-469,290.00**	**762,011.00**	**-61.89%**

Budget Comparison Report

Account Number		2016-2017 Total Activity	2017-2018 Total Budget	2017-2018 YTD Activity Through Dec	Parent Budget 2017-2018 2017-2018Work...	Comparison 1 Budget 2018-2019 FY2019 No PolFire	Comparison 1 to Parent Budget Increase / (Decrease)	%
Fund: 125 - TAX INCREMENT FINANCING								
Revenue								
125.6021.4091.000	PROP TAXES, TIF REG	437,233.35	185,519.00	97,366.31	185,519.00	837,649.00	652,130.00	351.52%
125.6021.4092.000	PROP TAXES,TIF AGLAND	2,437.91	0.00	0.00	0.00	0.00	0.00	0.00%
125.6021.4093.000	PROP TAXES, TIF DELINQUENT	0.00	0.00	4,792.35	0.00	0.00	0.00	0.00%
125.6021.4332.000	AGED INCOME CREDIT	1,169.57	0.00	802.73	0.00	0.00	0.00	0.00%
125.6021.4333.000	DISABLED HOMESTEAD CREDIT	0.00	0.00	21.82	0.00	0.00	0.00	0.00%
125.6021.4335.000	HOMESTEAD CREDIT	6,850.62	0.00	684.64	0.00	0.00	0.00	0.00%
125.6021.4338.000	BUSINESS PROP TAX CREDIT	50,743.68	0.00	6,228.81	0.00	0.00	0.00	0.00%
125.6021.4610.000	INTEREST ON INVESTMENTS	4,518.04	1,000.00	3,183.23	5,000.00	5,000.00	0.00	0.00%
	Total Revenue:	**502,953.17**	**186,519.00**	**113,079.89**	**190,519.00**	**842,649.00**	**652,130.00**	**342.29%**
Expense								
125.5020.5230.000	CONSULTING & PROF FEES	0.00	0.00	1,900.00	1,900.00	0.00	-1,900.00	-100.00%
125.5020.5234.000	LEGAL EXPENSES	0.00	0.00	5,123.00	5,123.00	0.00	-5,123.00	-100.00%
125.5020.5331.000	PAYMENTS-OTHER ENTITIES	74,000.00	233,583.00	119,572.13	205,914.00	275,350.00	69,436.00	33.72%
125.9000.7500.001	TR TO GENERAL	0.00	10,000.00	0.00	51,515.00	40,000.00	-11,515.00	-22.35%
125.9000.7500.200	TR TO GO DEBT SRV	252,461.00	321,560.00	0.00	304,215.00	365,600.00	61,385.00	20.18%
125.9000.7500.393	TR TO TIF DISTRICT IV	0.00	50,000.00	88,907.90	106,727.00	163,250.00	56,523.00	52.96%
	Total Expense:	**326,461.00**	**615,143.00**	**215,503.03**	**675,394.00**	**844,200.00**	**168,806.00**	**24.99%**
	Total Fund: 125 - TAX INCREMENT FINANCING:	**176,492.17**	**-428,624.00**	**-102,423.14**	**-484,875.00**	**-1,551.00**	**483,324.00**	**-99.68%**

Budget Comparison Report

Account Number		2016-2017 Total Activity	2017-2018 Total Budget	2017-2018 YTD Activity Through Dec	Parent Budget 2017-2018 2017-2018Work...	Comparison 1 Budget 2018-2019 FY2019 No PolFire	Comparison 1 to Parent Budget Increase / (Decrease)	%
Fund: 130 - CITY TORT LIABILITY								
Revenue								
130.1010.4875.000	RFNDS/REIMB: POLICE	31,233.27	0.00	4,320.53	4,321.00	0.00	-4,321.00	-100.00%
130.2010.4875.000	RFNDS/REIMB: STREETS	316.50	0.00	0.00	0.00	0.00	0.00	0.00%
130.2040.4875.000	REFND/REIMB: T SIGNALS	161.00	0.00	0.00	0.00	0.00	0.00	0.00%
130.2080.4875.000	RFNDS/REIMB	0.00	0.00	53,821.25	53,821.00	0.00	-53,821.00	-100.00%
130.4030.4875.000	RFNDS/REIMB: P&R	0.00	0.00	11,217.18	11,217.00	0.00	-11,217.00	-100.00%
130.6021.4610.000	INTEREST ON INVESTMENTS	549.92	200.00	486.23	1,000.00	1,000.00	0.00	0.00%
130.6900.4875.000	RFNDS/REIMB: GEN GVT	88.05	0.00	0.00	0.00	0.00	0.00	0.00%
	Total Revenue:	**32,348.74**	**200.00**	**69,845.19**	**70,359.00**	**1,000.00**	**-69,359.00**	**-98.58%**
Expense								
130.1010.5260.000	DAMAGES/TORT LIAB CLAIMS	32,586.09	5,000.00	5,582.04	5,582.00	5,000.00	-582.00	-10.43%
130.2080.5410.000	REPAIRS & MAINTENANCE	1,906.25	0.00	70,701.50	70,702.00	0.00	-70,702.00	-100.00%
130.3900.5300.000	INSURANCE - TORT LIAB	5,000.00	0.00	0.00	0.00	0.00	0.00	0.00%
130.4030.5260.000	DAMAGES/TORT LIAB CLAIMS	9,422.75	0.00	0.00	0.00	0.00	0.00	0.00%
130.4030.5410.000	REPAIRS & MAINTENANCE	804.00	10,000.00	0.00	10,000.00	10,000.00	0.00	0.00%
130.4045.5260.000	DAMAGES/TORT LIAB CLAIMS	11,056.04	0.00	37.42	37.00	0.00	-37.00	-100.00%
130.9000.7500.510	TR TO STORM WATER	3,200.00	0.00	0.00	0.00	0.00	0.00	0.00%
130.9000.7500.520	TR TO SAN SEWER	4,800.00	0.00	0.00	0.00	0.00	0.00	0.00%
	Total Expense:	**68,775.13**	**15,000.00**	**76,320.96**	**86,321.00**	**15,000.00**	**-71,321.00**	**-82.62%**
	Total Fund: 130 - CITY TORT LIABILITY:	**-36,426.39**	**-14,800.00**	**-6,475.77**	**-15,962.00**	**-14,000.00**	**1,962.00**	**-12.29%**

Budget Comparison Report

Account Number		2016-2017 Total Activity	2017-2018 Total Budget	2017-2018 YTD Activity Through Dec	Parent Budget 2017-2018 2017-2018Work...	Comparison 1 Budget 2018-2019 FY2019 No PolFire	Comparison 1 to Parent Budget Increase / (Decrease)	%
Fund: 132 - GRANTS-STATE/LOCAL AGENCIES								
Revenue								
132.4065.4820.000	COLISEUM CONTRIBS	25,000.00	0.00	0.00	0.00	0.00	0.00	0.00%
132.5010.4330.000	COMM BEAUTFCTN GRANT	0.00	0.00	25,000.00	50,000.00	0.00	-50,000.00	-100.00%
132.5010.4350.000	LOCAL GRANTS	0.00	0.00	0.00	20,000.00	0.00	-20,000.00	-100.00%
132.6021.4610.000	INTEREST ON INVESTMENTS	61.71	0.00	124.76	200.00	200.00	0.00	0.00%
132.9000.6500.121	TR FROM LOCAL OPTION	0.00	0.00	0.00	45,000.00	0.00	-45,000.00	-100.00%
	Total Revenue:	**25,061.71**	**0.00**	**25,124.76**	**115,200.00**	**200.00**	**-115,000.00**	**-99.83%**
Expense								
132.4065.5230.000	CONSULTING & PROF FEES	25,000.00	0.00	0.00	0.00	0.00	0.00	0.00%
132.4065.5234.000	LEGAL EXPENSES	225.00	0.00	0.00	0.00	0.00	0.00	0.00%
132.5020.5230.000	CONSULTING & PROF FEES	0.00	0.00	0.00	75,000.00	0.00	-75,000.00	-100.00%
132.5040.5230.000	CONSULTING & PROF FEES	0.00	0.00	0.00	40,000.00	0.00	-40,000.00	-100.00%
	Total Expense:	**25,225.00**	**0.00**	**0.00**	**115,000.00**	**0.00**	**-115,000.00**	**-100.00%**
	Total Fund: 132 - GRANTS-STATE/LOCAL AGENCIES:	**-163.29**	**0.00**	**25,124.76**	**200.00**	**200.00**	**0.00**	**0.00%**

Budget Comparison Report

Account Number		2016-2017 Total Activity	2017-2018 Total Budget	2017-2018 YTD Activity Through Dec	Parent Budget 2017-2018 2017-2018Work...	Comparison 1 Budget 2018-2019 FY2019 No PolFire	Comparison 1 to Parent Budget Increase / (Decrease)	%
Fund: 140 - PARK & REC DONATION FUND								
Revenue								
140.4030.4350.000	LOCAL GRANTS - PARKS	70,315.03	0.00	38,800.00	38,800.00	0.00	-38,800.00	-100.00%
140.4030.4620.000	RENTS	50.00	0.00	0.00	0.00	0.00	0.00	0.00%
140.4030.4820.000	PARK & REC CONTRIBS	173,910.46	13,000.00	93,899.70	92,000.00	4,900.00	-87,100.00	-94.67%
140.4030.4875.000	RFNDS/REIMB: P&R	3.49	0.00	0.00	0.00	0.00	0.00	0.00%
140.6021.4610.000	INTEREST ON INVESTMENTS	758.15	0.00	456.34	900.00	900.00	0.00	0.00%
	Total Revenue:	**245,037.13**	**13,000.00**	**133,156.04**	**131,700.00**	**5,800.00**	**-125,900.00**	**-95.60%**
Expense								
140.4020.5132.000	CLOTHING EXPENSE	294.50	0.00	0.00	0.00	0.00	0.00	0.00%
140.4020.5331.000	PAYMENTS-OTHER ENTITIES	971.68	0.00	0.00	0.00	0.00	0.00	0.00%
140.4030.5132.000	CLOTHING EXPENSE	352.00	400.00	0.00	0.00	0.00	0.00	0.00%
140.4030.5210.000	ADVERTISING & LEGAL PUB	0.00	0.00	14.91	15.00	0.00	-15.00	-100.00%
140.4030.5230.000	CONSULTING & PROF FEES	0.00	0.00	30,000.00	30,000.00	0.00	-30,000.00	-100.00%
140.4030.5233.000	ENGINEERING FEES	0.00	0.00	2,975.00	2,975.00	0.00	-2,975.00	-100.00%
140.4030.5234.000	LEGAL EXPENSES	375.00	0.00	0.00	0.00	0.00	0.00	0.00%
140.4030.5331.000	PAYMENTS-OTHER ENTITIES	0.00	9,000.00	0.00	2,150.00	0.00	-2,150.00	-100.00%
140.4030.5342.000	CONTRACT-OUTSIDE HELP	0.00	500.00	1,387.90	1,400.00	0.00	-1,400.00	-100.00%
140.4030.5360.000	POSTAGE & SHIPPING	215.00	0.00	0.00	0.00	0.00	0.00	0.00%
140.4030.5370.000	PRINTING & BINDING	1,200.00	2,000.00	0.00	0.00	0.00	0.00	0.00%
140.4030.5380.000	RENTS & LEASES	260.00	0.00	87.00	90.00	0.00	-90.00	-100.00%
140.4030.5410.000	REPAIRS & MAINTENANCE	0.00	0.00	5,923.24	5,800.00	0.00	-5,800.00	-100.00%
140.4030.5450.000	TELEPHONE/OTHR COMMNCTN	985.25	1,347.00	419.70	350.00	0.00	-350.00	-100.00%
140.4030.5481.010	ELECTRICITY	-701.34	0.00	0.00	0.00	0.00	0.00	0.00%
140.4030.5600.000	OPERATING SUPPLIES	243.08	1,000.00	144.80	150.00	0.00	-150.00	-100.00%
140.4030.5601.000	PROMOTION/PROGRAM SPPLY	0.00	0.00	156.13	160.00	0.00	-160.00	-100.00%
140.4030.5609.000	AGRICULTURAL SUPPLIES	5,520.73	2,000.00	341.92	350.00	2,000.00	1,650.00	471.43%
140.4030.5611.000	BLDG,GRD OPER/MAINT SPLY	21,539.25	2,000.00	6,674.88	5,710.00	2,000.00	-3,710.00	-64.97%
140.4030.5718.000	MINOR EQUIP, UNCLASSFIED	2,533.96	900.00	0.00	0.00	900.00	900.00	0.00%
140.4030.5750.000	OTHER CAP EQUIP > $5,000	172,775.00	0.00	0.00	0.00	0.00	0.00	0.00%
140.4030.5785.000	LAND IMPROVEMENTS	0.00	0.00	135,270.00	135,270.00	0.00	-135,270.00	-100.00%
	Total Expense:	**206,564.11**	**19,147.00**	**183,395.48**	**184,420.00**	**4,900.00**	**-179,520.00**	**-97.34%**
	Total Fund: 140 - PARK & REC DONATION FUND:	**38,473.02**	**-6,147.00**	**-50,239.44**	**-52,720.00**	**900.00**	**53,620.00**	**-101.71%**

Budget Comparison Report

Account Number		2016-2017 Total Activity	2017-2018 Total Budget	2017-2018 YTD Activity Through Dec	Parent Budget 2017-2018 2017-2018Work...	Comparison 1 Budget 2018-2019 FY2019 No PolFire	Comparison 1 to Parent Budget Increase / (Decrease)	%
Fund: 141 - MTOWN TENNIS ASSOC								
Revenue								
141.6021.4610.000	INTEREST ON INVESTMENTS	8.00	0.00	7.27	12.00	0.00	-12.00	-100.00%
	Total Revenue:	**8.00**	**0.00**	**7.27**	**12.00**	**0.00**	**-12.00**	**-100.00%**
	Total Fund: 141 - MTOWN TENNIS ASSOC:	**8.00**	**0.00**	**7.27**	**12.00**	**0.00**	**-12.00**	**-100.00%**

Budget Comparison Report

Account Number		2016-2017 Total Activity	2017-2018 Total Budget	2017-2018 YTD Activity Through Dec	Parent Budget 2017-2018 2017-2018Work...	Comparison 1 Budget 2018-2019 FY2019 No PolFire	Comparison 1 to Parent Budget Increase / (Decrease)	%
Fund: 142 - SOFTBALL ASSOCIATION FUND								
Revenue								
142.4030.4471.000	ENTRY FEES/GATE RECEIPTS	5,873.88	0.00	1,000.00	0.00	0.00	0.00	0.00%
142.4030.4482.000	RECRTN ADVERTISING FEES	1,000.00	0.00	0.00	0.00	0.00	0.00	0.00%
142.4030.4483.000	CONCESSION REVENUE	9,297.78	0.00	0.00	0.00	0.00	0.00	0.00%
142.4030.4620.000	RENTS-P&R	20.00	0.00	0.00	0.00	0.00	0.00	0.00%
142.4030.4820.000	PARK & REC CONTRIBS	890.00	0.00	0.00	0.00	0.00	0.00	0.00%
142.4030.4875.000	RFNDS/REIMB: P&R	208.99	0.00	0.00	26,818.00	29,320.00	2,502.00	9.33%
142.4040.4620.000	RENTS-P&R	450.00	0.00	0.00	0.00	0.00	0.00	0.00%
142.6021.4610.000	INTEREST ON INVESTMENTS	102.41	0.00	11.87	12.00	12.00	0.00	0.00%
	Total Revenue:	**17,843.06**	**0.00**	**1,011.87**	**26,830.00**	**29,332.00**	**2,502.00**	**9.33%**
Expense								
142.4030.5010.010	REGULAR-NON UNION	0.00	0.00	39.22	0.00	0.00	0.00	0.00%
142.4030.5010.090	REGULAR-P&R UNION	421.98	0.00	135.57	0.00	0.00	0.00	0.00%
142.4030.5030.070	PART-TIME TEMPORARY	10,804.02	0.00	4,372.75	12,000.00	14,500.00	2,500.00	20.83%
142.4030.5101.010	SOCIAL SECURITY-NON UNION	0.00	0.00	2.40	0.00	0.00	0.00	0.00%
142.4030.5101.070	SOCIAL SECURITY-PT TEMP	669.85	0.00	271.10	745.00	899.00	154.00	20.67%
142.4030.5101.090	SOCIAL SECURITY-P&R UNION	22.70	0.00	7.20	0.00	0.00	0.00	0.00%
142.4030.5102.010	MEDICARE-NON UNION	0.00	0.00	0.56	0.00	0.00	0.00	0.00%
142.4030.5102.070	MEDICARE-TEMPORARY	156.66	0.00	63.41	175.00	210.00	35.00	20.00%
142.4030.5102.090	MEDICARE-P&R UNION	5.31	0.00	1.68	0.00	0.00	0.00	0.00%
142.4030.5111.010	IPERS-NON UNION	0.00	0.00	3.50	0.00	0.00	0.00	0.00%
142.4030.5111.070	IPERS-PT TEMP	206.12	0.00	0.00	0.00	0.00	0.00	0.00%
142.4030.5111.090	IPERS-P&R UNION	37.68	0.00	12.10	0.00	0.00	0.00	0.00%
142.4030.5121.010	GRP INSUR-NON UNION	0.00	0.00	2.74	0.00	0.00	0.00	0.00%
142.4030.5121.090	GRP INSUR-P&R UNION	144.19	0.00	41.58	0.00	0.00	0.00	0.00%
142.4030.5123.010	WORKCOMP-NON UNION	0.00	0.00	1.01	0.00	0.00	0.00	0.00%
142.4030.5123.070	WORKCOMP-TEMPORARY	427.96	0.00	112.57	400.00	373.00	-27.00	-6.75%
142.4030.5123.090	WORKCOMP-P&R UNION	16.83	0.00	3.49	0.00	0.00	0.00	0.00%
142.4030.5210.000	ADVERTISING & LEGAL PUB	0.00	0.00	0.00	0.00	0.00	0.00	0.00%
142.4030.5331.000	PAYMENTS-OTHER ENTITIES	8,225.00	0.00	0.00	0.00	0.00	0.00	0.00%
142.4030.5342.000	CONTRACT-OUTSIDE HELP	6,579.74	0.00	3,599.52	4,600.00	4,600.00	0.00	0.00%
142.4030.5344.000	CONTRACT-MAINTENANCE	0.00	0.00	89.00	200.00	200.00	0.00	0.00%
142.4030.5354.000	RECR SRV-UMPIRES	3,094.00	0.00	0.00	0.00	0.00	0.00	0.00%
142.4030.5356.000	RECR SRV-ASA SANCT	1,417.50	0.00	0.00	0.00	0.00	0.00	0.00%
142.4030.5360.000	POSTAGE & SHIPPING	42.53	0.00	0.00	0.00	0.00	0.00	0.00%
142.4030.5370.000	PRINTING & BINDING	0.00	0.00	0.00	0.00	0.00	0.00	0.00%
142.4030.5380.000	RENTS & LEASES	30.00	0.00	0.00	0.00	0.00	0.00	0.00%
142.4030.5410.000	REPAIRS & MAINTENANCE	511.00	0.00	458.57	600.00	600.00	0.00	0.00%

Budget Comparison Report

Account Number		2016-2017 Total Activity	2017-2018 Total Budget	2017-2018 YTD Activity Through Dec	Parent Budget 2017-2018 2017-2018Work...	Comparison 1 Budget 2018-2019 FY2019 No PolFire	Comparison 1 to Parent Budget Increase / (Decrease)	%
142.4030.5450.000	TELEPHONE/OTHR COMMNCTN	581.18	0.00	-2.96	0.00	0.00	0.00	0.00%
142.4030.5460.000	CONFERENCE EXPENSE	0.00	0.00	0.00	0.00	0.00	0.00	0.00%
142.4030.5481.000	ELECTRICITY	5,633.13	0.00	3,659.02	6,160.00	5,800.00	-360.00	-5.84%
142.4030.5562.000	GROUNDS EQUIP MAINT SPLY	851.92	0.00	333.24	800.00	900.00	100.00	12.50%
142.4030.5600.000	OPERATING SUPPLIES	707.00	0.00	177.71	600.00	700.00	100.00	16.67%
142.4030.5601.000	PROMOTION/PROGRAM SPPLY	103.94	0.00	0.00	0.00	0.00	0.00	0.00%
142.4030.5609.000	AGRICULTURAL SUPPLIES	0.00	0.00	0.00	0.00	0.00	0.00	0.00%
142.4030.5611.000	BLDG,GRD OPER/MAINT SPLY	278.45	0.00	282.94	400.00	400.00	0.00	0.00%
142.4030.5718.000	MINOR EQUIP, UNCLASSFIED	0.00	0.00	129.99	150.00	150.00	0.00	0.00%
	Total Expense:	**40,968.69**	**0.00**	**13,797.91**	**26,830.00**	**29,332.00**	**2,502.00**	**9.33%**
Total Fund: 142 - SOFTBALL ASSOCIATION FUND:		**-23,125.63**	**0.00**	**-12,786.04**	**0.00**	**0.00**	**0.00**	**0.00%**

Budget Comparison Report

Account Number		2016-2017 Total Activity	2017-2018 Total Budget	2017-2018 YTD Activity Through Dec	Parent Budget 2017-2018 2017-2018Work...	Comparison 1 Budget 2018-2019 FY2019 No PolFire	Comparison 1 to Parent Budget Increase / (Decrease)	%
Fund: 144 - LIVE HEALTHY IOWA								
Revenue								
144.4030.4820.000	PARK & REC CONTRIBS	2,510.55	0.00	0.00	0.00	0.00	0.00	0.00%
144.4040.4820.000	HERSEY CONTRIBUTIONS	2,547.00	6,400.00	0.00	6,400.00	6,400.00	0.00	0.00%
144.6021.4610.000	INTEREST ON INVESTMENTS	39.07	0.00	21.49	35.00	0.00	-35.00	-100.00%
	Total Revenue:	**5,096.62**	**6,400.00**	**21.49**	**6,435.00**	**6,400.00**	**-35.00**	**-0.54%**
Expense								
144.4030.5030.070	PART-TIME TEMPORARY	477.25	0.00	0.00	0.00	0.00	0.00	0.00%
144.4030.5101.070	SOCIAL SECURITY-PT TEMP	29.60	0.00	0.00	0.00	0.00	0.00	0.00%
144.4030.5102.070	MEDICARE-TEMPORARY	6.92	0.00	0.00	0.00	0.00	0.00	0.00%
144.4030.5111.070	IPERS PT-TEMP	8.93	0.00	0.00	0.00	0.00	0.00	0.00%
144.4030.5123.070	WORKCOMP-TEMPORARY	19.03	0.00	0.00	0.00	0.00	0.00	0.00%
144.4040.5030.070	PART-TIME TEMPORARY	0.00	500.00	0.00	500.00	500.00	0.00	0.00%
144.4040.5101.070	SOCIAL SECURITY-PT TEMP	0.00	31.00	0.00	31.00	31.00	0.00	0.00%
144.4040.5102.070	MEDICARE-TEMPORARY	0.00	7.00	0.00	7.00	7.00	0.00	0.00%
144.4040.5123.070	WORKCOMP-TEMPORARY	0.00	20.00	0.00	20.00	13.00	-7.00	-35.00%
144.4040.5132.000	CLOTHING EXPENSE	5,148.82	200.00	0.00	5,000.00	5,000.00	0.00	0.00%
144.4040.5331.000	PAYMENTS-OTHER ENTITIES	0.00	300.00	0.00	0.00	0.00	0.00	0.00%
144.4040.5342.000	CONTRACT-OUTSIDE HELP	1,015.00	1,300.00	0.00	1,300.00	1,300.00	0.00	0.00%
144.4040.5360.000	POSTAGE & SHIPPING	54.81	100.00	0.00	0.00	0.00	0.00	0.00%
144.4040.5370.000	PRINTING & BINDING	0.00	200.00	0.00	200.00	200.00	0.00	0.00%
144.4040.5460.000	CONFERENCE EXPENSE	0.00	200.00	0.00	0.00	0.00	0.00	0.00%
144.4040.5600.000	OPERATING SUPPLIES	40.27	3,000.00	381.48	500.00	500.00	0.00	0.00%
	Total Expense:	**6,800.63**	**5,858.00**	**381.48**	**7,558.00**	**7,551.00**	**-7.00**	**-0.09%**
	Total Fund: 144 - LIVE HEALTHY IOWA :	**-1,704.01**	**542.00**	**-359.99**	**-1,123.00**	**-1,151.00**	**-28.00**	**2.49%**

Budget Comparison Report

Account Number		2016-2017 Total Activity	2017-2018 Total Budget	2017-2018 YTD Activity Through Dec	Parent Budget 2017-2018 2017-2018Work...	Comparison 1 Budget 2018-2019 FY2019 No PolFire	Comparison 1 to Parent Budget Increase / (Decrease)	%
Fund: 150 - COPS FAST GRANTS								
Revenue								
150.1010.4310.000	POLICE FED OPER GRNT/REIMB	0.00	0.00	0.00	44,201.00	0.00	-44,201.00	-100.00%
150.1010.4350.000	CONTRIB TO POLICE PRJ	46,133.20	49,000.00	25,412.26	0.00	49,402.00	49,402.00	0.00%
	Total Revenue:	**46,133.20**	**49,000.00**	**25,412.26**	**44,201.00**	**49,402.00**	**5,201.00**	**11.77%**
Expense								
150.1010.5010.020	REGULAR-POLICE UNION	44,309.63	29,622.00	23,766.32	29,622.00	33,314.00	3,692.00	12.46%
150.1010.5020.020	OVERTIME-POLICE UNION	263.91	0.00	0.00	0.00	0.00	0.00	0.00%
150.1010.5102.020	MEDICARE-POLICE UNION	0.00	430.00	0.00	430.00	483.00	53.00	12.33%
150.1010.5113.020	RETIREMENT-POLICE UNION	0.00	7,678.00	0.00	7,678.00	8,668.00	990.00	12.89%
150.1010.5121.020	GRP INSUR-POLICE UNION	0.00	6,371.00	0.00	6,371.00	6,371.00	0.00	0.00%
150.1010.5123.020	WORKCOMP-POLICE UNION	0.00	0.00	0.00	0.00	466.00	466.00	0.00%
150.1010.5460.000	CONFERENCE EXPENSE	25.00	0.00	0.00	0.00	0.00	0.00	0.00%
150.1010.5570.000	VEHICLE GAS	109.84	100.00	45.97	100.00	100.00	0.00	0.00%
150.1010.5718.000	MINOR EQUIP, UNCLASSFIED	1,179.19	0.00	0.00	0.00	0.00	0.00	0.00%
	Total Expense:	**45,887.57**	**44,201.00**	**23,812.29**	**44,201.00**	**49,402.00**	**5,201.00**	**11.77%**
	Total Fund: 150 - COPS FAST GRANTS:	**245.63**	**4,799.00**	**1,599.97**	**0.00**	**0.00**	**0.00**	**0.00%**

Budget Comparison Report

Account Number		2016-2017 Total Activity	2017-2018 Total Budget	2017-2018 YTD Activity Through Dec	Parent Budget 2017-2018 2017-2018Work...	Comparison 1 Budget 2018-2019 FY2019 No PolFire	Comparison 1 to Parent Budget Increase / (Decrease)	%
Fund: 151 - DEPT OF JUSTICE GRANTS								
Revenue								
151.1010.4310.000	POLICE FED OPER GRNT/REIMB	2,044.77	3,000.00	2,476.73	3,000.00	3,000.00	0.00	0.00%
151.1010.4315.000	POLICE FED CAP GRT	29,616.50	20,000.00	10,312.50	20,000.00	20,000.00	0.00	0.00%
151.6021.4610.000	INTEREST ON INVESTMENTS	2.64	0.00	0.00	0.00	0.00	0.00	0.00%
	Total Revenue:	**31,663.91**	**23,000.00**	**12,789.23**	**23,000.00**	**23,000.00**	**0.00**	**0.00%**
Expense								
151.1010.5331.000	PAYMENTS-OTHER ENTITIES	9,652.00	10,000.00	10,312.50	10,000.00	10,000.00	0.00	0.00%
151.1010.5347.000	CONTRACT-SOFTWARE MAINT	1,595.00	0.00	0.00	0.00	0.00	0.00	0.00%
151.1010.5718.000	MINOR EQUIP, UNCLASSFIED	21,507.01	13,000.00	2,093.24	13,000.00	13,000.00	0.00	0.00%
	Total Expense:	**32,754.01**	**23,000.00**	**12,405.74**	**23,000.00**	**23,000.00**	**0.00**	**0.00%**
	Total Fund: 151 - DEPT OF JUSTICE GRANTS:	**-1,090.10**	**0.00**	**383.49**	**0.00**	**0.00**	**0.00**	**0.00%**

Budget Comparison Report

Account Number		2016-2017 Total Activity	2017-2018 Total Budget	2017-2018 YTD Activity Through Dec	Parent Budget 2017-2018 2017-2018Work...	Comparison 1 Budget 2018-2019 FY2019 No PolFire	Comparison 1 to Parent Budget Increase / (Decrease)	%
Fund: 152 - POLICE UNDESIGNATED GRANTS								
Revenue								
152.1010.4310.000	POLICE FED OPER GRNT/REIMB	69,685.03	86,762.00	36,157.00	97,490.00	91,553.00	-5,937.00	-6.09%
152.1010.4330.000	POLICE STATE OPER GRNT/REIM	1,640.32	0.00	1,214.50	0.00	0.00	0.00	0.00%
152.1010.4350.000	CONTRIB TO POLICE PRJ	982.39	0.00	0.00	0.00	0.00	0.00	0.00%
	Total Revenue:	**72,307.74**	**86,762.00**	**37,371.50**	**97,490.00**	**91,553.00**	**-5,937.00**	**-6.09%**
Expense								
152.1010.5010.020	REGULAR-POLICE UNION	68,740.00	68,740.00	46,739.54	68,740.00	66,803.00	-1,937.00	-2.82%
152.1010.5020.020	OVERTIME-POLICE UNION	0.00	8,000.00	0.00	0.00	0.00	0.00	0.00%
152.1010.5021.010	EXTRA DUTY-NON UNION	342.00	0.00	0.00	0.00	0.00	0.00	0.00%
152.1010.5021.020	EXTRA DUTY-POLICE UNION	9,575.03	0.00	4,721.06	7,000.00	7,000.00	0.00	0.00%
152.1010.5102.020	MEDICARE-POLICE UNION	0.00	0.00	0.00	0.00	0.00	0.00	0.00%
152.1010.5113.020	RETIREMENT-POLICE UNION	0.00	0.00	0.00	0.00	0.00	0.00	0.00%
152.1010.5121.020	GRP INSUR-POLICE UNION	0.00	0.00	0.00	0.00	0.00	0.00	0.00%
152.1010.5123.010	WORKCOMP-NON UNION	0.00	0.00	-181.82	0.00	0.00	0.00	0.00%
152.1010.5123.020	WORKCOMP-POLICE UNION	0.00	0.00	181.82	0.00	0.00	0.00	0.00%
152.1010.5460.000	CONFERENCE EXPENSE	495.00	750.00	0.00	750.00	750.00	0.00	0.00%
152.1010.5464.000	TRAVEL - PER DIEM	25.25	0.00	0.00	0.00	0.00	0.00	0.00%
152.1010.5465.000	TRAVEL - HOTEL/MOTEL	959.26	0.00	141.12	0.00	0.00	0.00	0.00%
152.1010.5570.000	VEHICLE GAS	215.38	0.00	99.25	0.00	0.00	0.00	0.00%
152.1010.5703.000	MINOR COMPUTER	802.39	0.00	0.00	0.00	0.00	0.00	0.00%
152.1010.5718.000	MINOR EQUIP, UNCLASSFIED	1,214.50	0.00	1,500.00	1,500.00	8,000.00	6,500.00	433.33%
152.1010.5750.000	OTHER CAP EQUIP > $5,000	0.00	0.00	9,000.00	19,500.00	9,000.00	-10,500.00	-53.85%
	Total Expense:	**82,368.81**	**77,490.00**	**62,200.97**	**97,490.00**	**91,553.00**	**-5,937.00**	**-6.09%**
Total Fund: 152 - POLICE UNDESIGNATED GRANTS:		**-10,061.07**	**9,272.00**	**-24,829.47**	**0.00**	**0.00**	**0.00**	**0.00%**

Budget Comparison Report

Account Number		2016-2017 Total Activity	2017-2018 Total Budget	2017-2018 YTD Activity Through Dec	Parent Budget 2017-2018 2017-2018Work...	Comparison 1 Budget 2018-2019 FY2019 No PolFire	Comparison 1 to Parent Budget Increase / (Decrease)	%
Fund: 153 - POLICE DEPT DONATION FUND								
Revenue								
153.1010.4820.000	POLICE DEPT CONTRIBS	82,098.73	2,000.00	6,370.00	7,000.00	2,000.00	-5,000.00	-71.43%
153.6021.4610.000	INTEREST ON INVESTMENTS	391.12	400.00	443.34	700.00	700.00	0.00	0.00%
	Total Revenue:	**82,489.85**	**2,400.00**	**6,813.34**	**7,700.00**	**2,700.00**	**-5,000.00**	**-64.94%**
Expense								
153.1010.5230.000	CONSULTING & PROF FEES	0.00	0.00	0.00	0.00	0.00	0.00	0.00%
153.1010.5280.000	DUES, MEMBER, SUBSCRIPTN	100.00	200.00	168.00	200.00	200.00	0.00	0.00%
153.1010.5370.000	PRINTING & BINDING	610.68	0.00	0.00	0.00	0.00	0.00	0.00%
153.1010.5380.000	RENTS & LEASES	15.00	0.00	0.00	0.00	0.00	0.00	0.00%
153.1010.5430.000	SUSTENANCE/CARE PERSONS	0.00	500.00	0.00	0.00	0.00	0.00	0.00%
153.1010.5460.000	CONFERENCE EXPENSE	925.86	3,000.00	200.00	1,000.00	1,000.00	0.00	0.00%
153.1010.5464.000	TRAVEL - PER DIEM	0.00	0.00	47.04	200.00	250.00	50.00	25.00%
153.1010.5465.000	TRAVEL - HOTEL/MOTEL	0.00	0.00	394.24	1,500.00	1,500.00	0.00	0.00%
153.1010.5570.000	VEHICLE GAS	0.00	500.00	78.71	500.00	500.00	0.00	0.00%
153.1010.5600.000	OPERATING SUPPLIES	3,255.41	2,500.00	1,005.55	2,500.00	2,500.00	0.00	0.00%
153.1010.5601.000	PROMOTION/PROGRAM SPPLY	1,642.75	0.00	1,424.05	2,500.00	2,500.00	0.00	0.00%
153.1010.5718.000	MINOR EQUIP, UNCLASSFIED	11,699.17	1,500.00	3,959.94	4,500.00	1,000.00	-3,500.00	-77.78%
	Total Expense:	**18,248.87**	**8,200.00**	**7,277.53**	**12,900.00**	**9,450.00**	**-3,450.00**	**-26.74%**
	Total Fund: 153 - POLICE DEPT DONATION FUND:	**64,240.98**	**-5,800.00**	**-464.19**	**-5,200.00**	**-6,750.00**	**-1,550.00**	**29.81%**

Budget Comparison Report

Account Number		2016-2017 Total Activity	2017-2018 Total Budget	2017-2018 YTD Activity Through Dec	Parent Budget 2017-2018 2017-2018Work...	Comparison 1 Budget 2018-2019 FY2019 No PolFire	Comparison 1 to Parent Budget Increase / (Decrease)	%
Fund: 156 - FIRE DEPT DONATION FUND								
Revenue								
156.1050.4820.000	FIRE DEPT CONTRIBS	2,247.00	0.00	19,150.00	20,000.00	5,000.00	-15,000.00	-75.00%
156.1050.4878.000	REFUNDS/REIMBURSMNTS	0.74	0.00	0.00	0.00	0.00	0.00	0.00%
156.6021.4610.000	INTEREST ON INVESTMENTS	15.58	0.00	53.15	70.00	0.00	-70.00	-100.00%
	Total Revenue:	**2,263.32**	**0.00**	**19,203.15**	**20,070.00**	**5,000.00**	**-15,070.00**	**-75.09%**
Expense								
156.1050.5347.000	CONTRACT-CMPT TECH SUPPOR	0.00	0.00	0.00	5,080.00	0.00	-5,080.00	-100.00%
156.1050.5450.000	TELEPHONE/OTHER COMMCTN	0.00	0.00	0.00	0.00	0.00	0.00	0.00%
156.1050.5600.000	OPERATING SUPPLIES	0.00	0.00	0.00	0.00	0.00	0.00	0.00%
156.1050.5601.000	PROMOTION/PROGRAM SPPLY	1,898.77	0.00	0.00	0.00	5,000.00	5,000.00	0.00%
156.1050.5703.000	MINOR COMPUTER	0.00	0.00	4,260.18	6,000.00	0.00	-6,000.00	-100.00%
156.1050.5741.000	CONTRACT SOFTWARE>5,000	0.00	0.00	0.00	8,920.00	0.00	-8,920.00	-100.00%
	Total Expense:	**1,898.77**	**0.00**	**4,260.18**	**20,000.00**	**5,000.00**	**-15,000.00**	**-75.00%**
	Total Fund: 156 - FIRE DEPT DONATION FUND:	**364.55**	**0.00**	**14,942.97**	**70.00**	**0.00**	**-70.00**	**-100.00%**

Budget Comparison Report

Account Number		2016-2017 Total Activity	2017-2018 Total Budget	2017-2018 YTD Activity Through Dec	Parent Budget 2017-2018 2017-2018Work...	Comparison 1 Budget 2018-2019 FY2019 No PolFire	Comparison 1 to Parent Budget Increase / (Decrease)	%
Fund: 157 - FIRE DEPT GRANTS								
Revenue								
157.1050.4961.140	FIRE-NONCAPLZD ASSTS	4,500.00	0.00	0.00	0.00	0.00	0.00	0.00%
157.6021.4610.000	INTEREST ON INVESTMENTS	66.34	0.00	19.86	30.00	0.00	-30.00	-100.00%
157.6021.4980.000	PROCEEDS OF LT DEBT	141,005.70	0.00	0.00	0.00	0.00	0.00	0.00%
	Total Revenue:	**145,572.04**	**0.00**	**19.86**	**30.00**	**0.00**	**-30.00**	**-100.00%**
Expense								
157.1050.5210.000	ADVERTISING & LEGAL PUB	17.47	0.00	0.00	0.00	0.00	0.00	0.00%
157.1050.5750.000	OTHER CAP EQUIP > $5,000	141,005.70	0.00	0.00	0.00	0.00	0.00	0.00%
	Total Expense:	**141,023.17**	**0.00**	**0.00**	**0.00**	**0.00**	**0.00**	**0.00%**
	Total Fund: 157 - FIRE DEPT GRANTS:	**4,548.87**	**0.00**	**19.86**	**30.00**	**0.00**	**-30.00**	**-100.00%**

Budget Comparison Report

Account Number		2016-2017 Total Activity	2017-2018 Total Budget	2017-2018 YTD Activity Through Dec	Parent Budget 2017-2018 2017-2018Work...	Comparison 1 Budget 2018-2019 FY2019 No PolFire	Comparison 1 to Parent Budget Increase / (Decrease)	%
Fund: 160 - ECONOMIC DEVELOPMENT GIFT								
Revenue								
160.6021.4610.000	INTEREST ON INVESTMENTS	239.88	0.00	215.33	350.00	350.00	0.00	0.00%
	Total Revenue:	**239.88**	**0.00**	**215.33**	**350.00**	**350.00**	**0.00**	**0.00%**
Total Fund: 160 - ECONOMIC DEVELOPMENT GIFT:		**239.88**	**0.00**	**215.33**	**350.00**	**350.00**	**0.00**	**0.00%**

Budget Comparison Report

Account Number		2016-2017 Total Activity	2017-2018 Total Budget	2017-2018 YTD Activity Through Dec	Parent Budget 2017-2018 2017-2018Work...	Comparison 1 Budget 2018-2019 FY2019 No PolFire	Comparison 1 to Parent Budget Increase / (Decrease)	%
Fund: 161 - SURETY DEPOSITS/SUBDIVIDER								
Revenue								
161.6021.4610.000	INTEREST ON INVESTMENTS	50.08	0.00	44.92	70.00	70.00	0.00	0.00%
	Total Revenue:	**50.08**	**0.00**	**44.92**	**70.00**	**70.00**	**0.00**	**0.00%**
Total Fund: 161 - SURETY DEPOSITS/SUBDIVIDER:		**50.08**	**0.00**	**44.92**	**70.00**	**70.00**	**0.00**	**0.00%**

Budget Comparison Report

Account Number		2016-2017 Total Activity	2017-2018 Total Budget	2017-2018 YTD Activity Through Dec	Parent Budget 2017-2018 2017-2018Work...	Comparison 1 Budget 2018-2019 FY2019 No PolFire	Comparison 1 to Parent Budget Increase / (Decrease)	%
Fund: 170 - LIBRARY DONATION FUND								
Revenue								
170.4010.4820.000	LIBRARY DONATIONS	46,415.71	20,000.00	20,396.04	20,000.00	20,000.00	0.00	0.00%
170.4010.4822.000	LIBRARY GENELOGY DONATNS	81.10	0.00	147.35	0.00	0.00	0.00	0.00%
170.4010.4823.000	MEMORIAL BOOK DONATIONS	1,911.74	0.00	121.55	0.00	0.00	0.00	0.00%
170.4010.4875.000	RFNDS/REIMB: LIBRARY	2.24	0.00	0.00	0.00	0.00	0.00	0.00%
170.6021.4610.000	INTEREST ON INVESTMENTS	317.92	0.00	386.98	625.00	625.00	0.00	0.00%
	Total Revenue:	**48,728.71**	**20,000.00**	**21,051.92**	**20,625.00**	**20,625.00**	**0.00**	**0.00%**
Expense								
170.4010.5280.000	DUES, MEMBER, SUBSCRIPTN	199.75	0.00	0.00	0.00	0.00	0.00	0.00%
170.4010.5343.000	CONTRACT-PROMOTIONS/PGMS	425.88	0.00	0.00	0.00	0.00	0.00	0.00%
170.4010.5460.000	CONFERENCE EXPENSE	250.00	0.00	0.00	0.00	0.00	0.00	0.00%
170.4010.5600.000	OPERATING SUPPLIES	2,833.94	1,500.00	93.48	1,500.00	1,500.00	0.00	0.00%
170.4010.5601.000	PROMOTION/PROGRAM SPPLY	1,351.76	1,100.00	316.48	1,100.00	10,000.00	8,900.00	809.09%
170.4010.5612.000	COMPUTER COMPONENTS	0.00	1,100.00	0.00	1,100.00	1,100.00	0.00	0.00%
170.4010.5732.000	LIBRARY BOOKS, FILM RCRD	10,575.60	10,000.00	11,529.19	20,000.00	20,000.00	0.00	0.00%
170.4010.5734.000	MEMORIAL BOOKS	2,494.85	0.00	178.41	0.00	0.00	0.00	0.00%
	Total Expense:	**18,131.78**	**13,700.00**	**12,117.56**	**23,700.00**	**32,600.00**	**8,900.00**	**37.55%**
	Total Fund: 170 - LIBRARY DONATION FUND:	**30,596.93**	**6,300.00**	**8,934.36**	**-3,075.00**	**-11,975.00**	**-8,900.00**	**289.43%**

Budget Comparison Report

Account Number		2016-2017 Total Activity	2017-2018 Total Budget	2017-2018 YTD Activity Through Dec	Parent Budget 2017-2018	Comparison 1 Budget 2018-2019 FY2019 No PolFire	Comparison 1 to Parent Budget Increase / (Decrease)	%
Fund: 177 - SEIZED ASSETS (POLICE)								
Revenue								
177.1010.4820.000	$ SEIZED/ABANDONED ASSETS	0.00	3,000.00	0.00	0.00	0.00	0.00	0.00%
177.1010.4862.000	$ SEIZED ASSETS	1,000.00	0.00	625.00	625.00	0.00	-625.00	-100.00%
177.1010.4863.000	ABANDONED ASSETS	28,423.00	0.00	8,490.67	9,000.00	3,000.00	-6,000.00	-66.67%
177.6021.4610.000	INTEREST ON INVESTMENTS	360.70	400.00	336.34	625.00	625.00	0.00	0.00%
	Total Revenue:	**29,783.70**	**3,400.00**	**9,452.01**	**10,250.00**	**3,625.00**	**-6,625.00**	**-64.63%**
Expense								
177.1010.5331.000	PAYMENTS-OTHER ENTITIES	14,356.00	1,000.00	5,323.31	1,000.00	1,000.00	0.00	0.00%
177.1010.5347.000	CONTRACT-SOFTWARE MAINT	3,400.00	0.00	0.00	0.00	0.00	0.00	0.00%
177.1010.5460.000	CONFERENCE EXPENSE	0.00	0.00	0.00	0.00	0.00	0.00	0.00%
177.1010.5600.000	OPERATING SUPPLIES	0.00	2,000.00	0.00	2,000.00	2,000.00	0.00	0.00%
177.1010.5718.000	MINOR EQUIP, UNCLASSFIED	0.00	0.00	0.00	0.00	0.00	0.00	0.00%
177.1010.5750.000	OTHER CAP EQUIP > $5,000	5,199.00	0.00	0.00	0.00	0.00	0.00	0.00%
	Total Expense:	**22,955.00**	**3,000.00**	**5,323.31**	**3,000.00**	**3,000.00**	**0.00**	**0.00%**
	Total Fund: 177 - SEIZED ASSETS (POLICE):	**6,828.70**	**400.00**	**4,128.70**	**7,250.00**	**625.00**	**-6,625.00**	**-91.38%**

Budget Comparison Report

Account Number		2017-2018 Total Budget	2017-2018 YTD Activity Through Dec	Parent Budget 2017-2018 2017-2018Work...	Comparison 1 Budget 2018-2019 FY2019 No PolFire	Comparison 1 to Parent Budget Increase / (Decrease)	%
Fund: 179 - OTHER COMM AND ECON DEVELOPMENT							
Revenue							
179.5900.4350.000	LOCAL GRANTS - HOUSING	0.00	0.00	0.00	50,000.00	0.00	-50,000.00	-100.00%
179.5900.4875.000	RFNDS/REIMB: HOUSING	0.00	0.00	0.00	0.00	0.00	0.00	0.00%
179.9000.6500.001	TRANSFER IN - GEN FUND	0.00	0.00	0.00	14,250.00	0.00	-14,250.00	-100.00%
179.9000.6500.180	TRANSFER IN - HOUSING GRANT	0.00	0.00	0.00	7,000.00	0.00	-7,000.00	-100.00%
179.9000.6500.186	TRANSFER IN - NSP GRANT	0.00	0.00	0.00	57,900.00	0.00	-57,900.00	-100.00%
179.9000.6500.188	TRANSFER IN - #5 HUD LEAD	0.00	0.00	0.00	26,000.00	0.00	-26,000.00	-100.00%
	Total Revenue:	**0.00**	**0.00**	**0.00**	**155,150.00**	**0.00**	**-155,150.00**	**-100.00%**
Expense							
179.5900.5010.010	REGULAR-NON UNION	0.00	0.00	0.00	35,318.00	37,287.00	1,969.00	5.58%
179.5900.5101.010	SOCIAL SECURITY-NON UNION	0.00	0.00	0.00	2,702.00	2,312.00	-390.00	-14.43%
179.5900.5102.010	MEDICARE-NON UNION	0.00	0.00	0.00	512.00	541.00	29.00	5.66%
179.5900.5111.010	IPERS-NON UNION	0.00	0.00	0.00	3,154.00	3,520.00	366.00	11.60%
179.5900.5121.010	GRP INSUR-NON UNION	0.00	0.00	0.00	6,372.00	6,372.00	0.00	0.00%
179.5900.5123.010	WORKCOMP-NON UNION	0.00	0.00	0.00	110.00	55.00	-55.00	-50.00%
179.5900.5210.000	ADVERTISING & LEGAL PUB	0.00	0.00	0.00	1,000.00	250.00	-750.00	-75.00%
179.5900.5342.000	CONTRACT-OUTSIDE HELP	0.00	0.00	0.00	5,000.00	2,500.00	-2,500.00	-50.00%
179.5900.5360.000	POSTAGE & SHIPPING	0.00	0.00	0.00	600.00	150.00	-450.00	-75.00%
179.5900.5410.000	REPAIRS & MAINTENANCE	0.00	0.00	0.00	20,000.00	21,939.00	1,939.00	9.70%
179.5900.5450.000	TELEPHONE/OTHER COMMNCTN	0.00	0.00	0.00	200.00	100.00	-100.00	-50.00%
179.5900.5472.000	MILEAGE REIMBURSE	0.00	0.00	0.00	100.00	50.00	-50.00	-50.00%
179.5900.5600.000	OPERATING SUPPLIES	0.00	0.00	0.00	500.00	250.00	-250.00	-50.00%
179.5900.5601.000	PROMOTION/PROGRAM SPPLY	0.00	0.00	0.00	2,500.00	1,006.00	-1,494.00	-59.76%
179.5900.5605.000	OFFICE SUPPLIES	0.00	0.00	0.00	500.00	250.00	-250.00	-50.00%
	Total Expense:	**0.00**	**0.00**	**0.00**	**78,568.00**	**76,582.00**	**-1,986.00**	**-2.53%**
Total Fund: 179 - OTHER COMM AND ECON DEVELOPMENT:		**0.00**	**0.00**	**0.00**	**76,582.00**	**-76,582.00**	**-153,164.00**	**-200.00%**

Budget Comparison Report

Account Number		2016-2017 Total Activity	2017-2018 Total Budget	2017-2018 YTD Activity Through Dec	Parent Budget 2017-2018 2017-2018Work...	Comparison 1 Budget 2018-2019 FY2019 No PolFire	Comparison 1 to Parent Budget Increase / (Decrease)	%
Fund: 180 - HOUSING GRANTS								
Revenue								
180.5030.4820.000	HOUSING CONTRIBS	0.00	5,000.00	0.00	0.00	0.00	0.00	0.00%
180.5030.4875.000	RFNDS/REIMB: HOUSING	349.40	0.00	0.00	0.00	0.00	0.00	0.00%
180.6021.4610.000	INTEREST ON INVESTMENTS	172.44	0.00	153.75	175.00	0.00	-175.00	-100.00%
	Total Revenue:	**521.84**	**5,000.00**	**153.75**	**175.00**	**0.00**	**-175.00**	**-100.00%**
Expense								
180.3040.5010.010	REGULAR-NON UNION	370.49	1,555.00	1,338.85	1,555.00	1,555.00	0.00	0.00%
180.3040.5101.010	SOCIAL SECURITY-NON UNION	21.74	96.00	81.16	96.00	96.00	0.00	0.00%
180.3040.5102.010	MEDICARE-NON UNION	5.08	23.00	18.98	23.00	23.00	0.00	0.00%
180.3040.5111.010	IPERS-NON UNION	33.08	139.00	119.56	139.00	139.00	0.00	0.00%
180.3040.5121.010	GRP INSUR-NON UNION	45.30	54.00	74.43	54.00	54.00	0.00	0.00%
180.3040.5123.010	WORKCOMP-NON UNION	8.66	3.00	21.84	3.00	3.00	0.00	0.00%
180.3040.5251.000	LICENSE & PERMITS	120.00	60.00	0.00	60.00	60.00	0.00	0.00%
180.3040.5360.000	POSTAGE & SHIPPING	0.00	40.00	0.00	40.00	40.00	0.00	0.00%
180.3040.5460.000	CONFERENCE EXPENSE	400.00	0.00	0.00	0.00	0.00	0.00	0.00%
180.3040.5472.000	MILEAGE REIMBURSE	230.88	20.00	54.99	20.00	20.00	0.00	0.00%
180.3040.5600.000	OPERATING SUPPLIES	3.34	80.00	12.26	80.00	80.00	0.00	0.00%
180.3040.5603.000	LAB EXPENSES	0.00	0.00	123.00	0.00	0.00	0.00	0.00%
180.9000.7500.179	TRANSFER OUT - OTHER COMM	0.00	0.00	0.00	7,000.00	0.00	-7,000.00	-100.00%
	Total Expense:	**1,238.57**	**2,070.00**	**1,845.07**	**9,070.00**	**2,070.00**	**-7,000.00**	**-77.18%**
	Total Fund: 180 - HOUSING GRANTS:	**-716.73**	**2,930.00**	**-1,691.32**	**-8,895.00**	**-2,070.00**	**6,825.00**	**-76.73%**

Budget Comparison Report

Account Number		2016-2017 Total Activity	2017-2018 Total Budget	2017-2018 YTD Activity Through Dec	Parent Budget 2017-2018 2017-2018Work...	Comparison 1 Budget 2018-2019 FY2019 No PolFire	Comparison 1 to Parent Budget Increase / (Decrease)	%
Fund: 181 - (D)HUD LEAD GRANT								
Expense								
181.3040.5482.000	NATURAL GAS	-12.37	0.00	0.00	0.00	0.00	0.00	0.00%
181.9000.7500.188	TRA NSFER OUT - LEAD	0.00	0.00	0.00	0.00	0.00	0.00	0.00%
	Total Expense:	**-12.37**	**0.00**	**0.00**	**0.00**	**0.00**	**0.00**	**0.00%**
	Total Fund: 181 - (D)HUD LEAD GRANT:	**-12.37**	**0.00**	**0.00**	**0.00**	**0.00**	**0.00**	**0.00%**

Budget Comparison Report

Account Number		2016-2017 Total Activity	2017-2018 Total Budget	2017-2018 YTD Activity Through Dec	Parent Budget 2017-2018 2017-2018Work...	Comparison 1 Budget 2018-2019 FY2019 No PolFire	Comparison 1 to Parent Budget Increase / (Decrease)	%
Fund: 182 - #4 HUD LEAD GRANT								
Revenue								
182.3040.4310.000	COMM HLTH FED OPER GRNT	0.00	112,837.00	0.00	0.00	0.00	0.00	0.00%
182.9000.6500.188	TRANSFER IN - LEAD #5	12,250.00	0.00	0.00	0.00	0.00	0.00	0.00%
	Total Revenue:	**12,250.00**	**112,837.00**	**0.00**	**0.00**	**0.00**	**0.00**	**0.00%**
	Total Fund: 182 - #4 HUD LEAD GRANT:	**12,250.00**	**112,837.00**	**0.00**	**0.00**	**0.00**	**0.00**	**0.00%**

Budget Comparison Report

Account Number		2016-2017 Total Activity	2017-2018 Total Budget	2017-2018 YTD Activity Through Dec	Parent Budget 2017-2018 2017-2018Work...	Comparison 1 Budget 2018-2019 FY2019 No PolFire	Comparison 1 to Parent Budget Increase / (Decrease)	%
Fund: 183 - FY 08 EDI (ECON DEV INCENTIVE)								
Expense								
183.5020.5262.000	RESIDENTIAL SNOW REMOVAL	150.00	0.00	0.00	0.00	0.00	0.00	0.00%
183.5020.5263.000	RESIDENTIAL WEED CONTROL	1,080.00	0.00	0.00	0.00	0.00	0.00	0.00%
183.5020.5290.000	INSURANCE - GENERAL	204.05	0.00	0.00	0.00	0.00	0.00	0.00%
	Total Expense:	**1,434.05**	**0.00**	**0.00**	**0.00**	**0.00**	**0.00**	**0.00%**
	Total Fund: 183 - FY 08 EDI (ECON DEV INCENTIVE):	**1,434.05**	**0.00**	**0.00**	**0.00**	**0.00**	**0.00**	**0.00%**

Budget Comparison Report

Account Number		2016-2017 Total Activity	2017-2018 Total Budget	2017-2018 YTD Activity Through Dec	Parent Budget 2017-2018 2017-2018Work...	Comparison 1 Budget 2018-2019 FY2019 No PolFire	Comparison 1 to Parent Budget Increase / (Decrease)	%
Fund: 184 - VOUCHERS - 002, 003								
Revenue								
184.3040.4612.000	HUD INTEREST-HAP	0.00	100.00	0.00	0.00	0.00	0.00	0.00%
184.5030.4311.000	HOUSING-FED OPER GRANT	1,199,478.00	1,200,000.00	521,844.00	1,200,000.00	1,200,000.00	0.00	0.00%
184.5030.4312.000	FED HSNG-ADMIN-HUD	225,668.00	192,000.00	95,921.00	192,000.00	170,000.00	-22,000.00	-11.46%
184.5030.4492.000	HOUSING MISC CHRGS	17.75	25.00	5.25	25.00	25.00	0.00	0.00%
184.5030.4611.000	HUD INTEREST-ADMIN	1,145.88	300.00	898.62	300.00	300.00	0.00	0.00%
184.5030.4612.000	HUD INTEREST - HAP	365.20	50.00	308.86	150.00	150.00	0.00	0.00%
184.5030.4875.000	RFNDS/REIMB: HOUSING	10,226.73	2,000.00	2,195.50	2,000.00	2,000.00	0.00	0.00%
184.5030.4876.000	MISC REV: HOUSING	664.00	0.00	0.00	0.00	0.00	0.00	0.00%
184.5030.4878.000	REFUNDS/REIMBURSMENTS	155.02	155.00	0.00	155.00	155.00	0.00	0.00%
	Total Revenue:	**1,437,720.58**	**1,394,630.00**	**621,173.23**	**1,394,630.00**	**1,372,630.00**	**-22,000.00**	**-1.58%**
Expense								
184.5030.5010.010	REGULAR-NON UNION	125,904.75	137,561.00	67,533.43	170,247.00	176,353.00	6,106.00	3.59%
184.5030.5101.010	SOCIAL SECURITY-NON UNION	7,487.28	8,529.00	4,013.45	9,907.00	10,934.00	1,027.00	10.37%
184.5030.5102.010	MEDICARE-NON UNION	1,751.09	1,995.00	938.71	2,533.00	2,557.00	24.00	0.95%
184.5030.5111.010	IPERS-NON UNION	11,243.20	12,284.00	6,030.73	15,203.00	16,648.00	1,445.00	9.50%
184.5030.5121.010	GRP INSUR-NON UNION	14,228.85	16,231.00	7,168.27	22,352.00	25,151.00	2,799.00	12.52%
184.5030.5123.010	WORKCOMP-NON UNION	1,191.30	302.00	261.59	602.00	264.00	-338.00	-56.15%
184.5030.5210.000	ADVERTISING & LEGAL PUB	0.00	200.00	0.00	200.00	200.00	0.00	0.00%
184.5030.5231.000	ACCOUNTING FEES	10,032.00	10,032.00	5,016.00	10,032.00	10,032.00	0.00	0.00%
184.5030.5232.000	AUDITING FEES	4,300.00	5,000.00	0.00	5,000.00	5,000.00	0.00	0.00%
184.5030.5238.000	PROJECT ADMIN-PHA	665.49	400.00	1,459.32	400.00	400.00	0.00	0.00%
184.5030.5242.000	SEC 8 PYMTS-OCCUPIED	1,118,571.00	1,150,000.00	585,844.00	1,150,000.00	1,150,000.00	0.00	0.00%
184.5030.5246.000	SEC 8-TENANT UTILITY REIMB	5,015.00	10,000.00	3,725.00	10,000.00	10,000.00	0.00	0.00%
184.5030.5251.000	LICENSE & PERMITS	60.00	120.00	0.00	120.00	120.00	0.00	0.00%
184.5030.5280.000	DUES, MEMBER, SUBSCRIPTN	1,385.20	1,500.00	499.00	1,500.00	1,500.00	0.00	0.00%
184.5030.5300.000	INSURANCE - TORT LIAB	470.07	621.00	0.00	621.00	621.00	0.00	0.00%
184.5030.5342.000	CONTRACT-OUTSIDE HELP	750.96	175.00	1,219.19	175.00	175.00	0.00	0.00%
184.5030.5344.000	CONTRACT-MAINTENANCE	5,400.78	7,000.00	1,885.72	7,000.00	7,000.00	0.00	0.00%
184.5030.5347.000	CONTRACT-SOFTWARE MAINT	8,648.00	10,000.00	1,833.50	10,000.00	10,000.00	0.00	0.00%
184.5030.5360.000	POSTAGE & SHIPPING	2,469.00	4,000.00	908.94	4,000.00	4,000.00	0.00	0.00%
184.5030.5430.000	INTERPRETING	0.00	0.00	0.00	0.00	0.00	0.00	0.00%
184.5030.5450.000	TELEPHONE/OTHR COMMNCTN	2,638.95	4,000.00	1,572.09	4,000.00	4,000.00	0.00	0.00%
184.5030.5460.000	CONFERENCE EXPENSE	1,223.84	3,000.00	200.00	3,000.00	3,000.00	0.00	0.00%
184.5030.5470.000	TRAINING	0.00	0.00	0.00	0.00	0.00	0.00	0.00%
184.5030.5472.000	MILEAGE REIMBURSE	1,310.40	2,000.00	691.47	2,000.00	2,000.00	0.00	0.00%
184.5030.5570.000	VEHICLE GAS	20.93	0.00	0.00	0.00	0.00	0.00	0.00%
184.5030.5600.000	OPERATING SUPPLIES	-1,734.86	1,000.00	-250.97	1,000.00	1,000.00	0.00	0.00%

Budget Comparison Report

Account Number		2016-2017 Total Activity	2017-2018 Total Budget	2017-2018 YTD Activity Through Dec	Parent Budget 2017-2018 2017-2018Work...	Comparison 1 Budget 2018-2019 FY2019 No PolFire	Comparison 1 to Parent Budget Increase / (Decrease)	%
184.5030.5605.000	OFFICE SUPPLIES	626.25	1,000.00	258.80	1,000.00	1,000.00	0.00	0.00%
184.5030.5612.000	COMPUTER COMPONENTS	0.00	200.00	0.00	200.00	200.00	0.00	0.00%
184.5030.5703.000	MINOR COMPUTER	392.61	1,000.00	0.00	1,000.00	1,000.00	0.00	0.00%
184.5030.5704.000	MINOR SOFTWARE <$5,000	0.00	500.00	440.00	500.00	500.00	0.00	0.00%
184.5030.5718.000	MINOR EQUIP, UNCLASSFIED	0.00	500.00	4,505.00	500.00	500.00	0.00	0.00%
	Total Expense:	**1,324,052.09**	**1,389,150.00**	**695,753.24**	**1,433,092.00**	**1,444,155.00**	**11,063.00**	**0.77%**
	Total Fund: 184 - VOUCHERS - 002, 003:	**113,668.49**	**5,480.00**	**-74,580.01**	**-38,462.00**	**-71,525.00**	**-33,063.00**	**85.96%**

Budget Comparison Report

Account Number		2016-2017 Total Activity	2017-2018 Total Budget	2017-2018 YTD Activity Through Dec	Parent Budget 2017-2018 2017-2018Work...	Comparison 1 Budget 2018-2019 FY2019 No PolFire	Comparison 1 to Parent Budget Increase / (Decrease)	%
Fund: 186 - CBDG GRANTS-NSP								
Revenue								
186.5030.4311.000	HOUSING-FED OPER GRANT	0.00	0.00	12,267.00	12,267.00	0.00	-12,267.00	-100.00%
186.5030.4875.000	RFNDS/REIMB: HOUSING	399.97	0.00	263.74	265.00	0.00	-265.00	-100.00%
186.5030.4961.000	HOUSING NONCAPLZD ASSTS	86,570.80	0.00	67,512.00	67,515.00	0.00	-67,515.00	-100.00%
186.6021.4610.000	INTEREST ON INVESTMENTS	0.00	0.00	196.80	200.00	0.00	-200.00	-100.00%
	Total Revenue:	**86,970.77**	**0.00**	**80,239.54**	**80,247.00**	**0.00**	**-80,247.00**	**-100.00%**
Expense								
186.5030.5210.000	ADVERTISING & LEGAL PUB	19.55	0.00	66.88	70.00	0.00	-70.00	-100.00%
186.5030.5234.000	LEGAL EXPENSES	450.00	0.00	645.00	645.00	0.00	-645.00	-100.00%
186.5030.5250.000	COURT, RECORD & FILING FEES	131.00	131.00	0.00	0.00	0.00	0.00	0.00%
186.5030.5262.000	RESIDENTIAL SNOW REMOVAL	450.00	2,000.00	0.00	0.00	0.00	0.00	0.00%
186.5030.5263.000	RESIDENTIAL WEED CONTROL	2,120.00	2,500.00	0.00	0.00	0.00	0.00	0.00%
186.5030.5290.000	INSURANCE - GENERAL	255.45	0.00	0.00	0.00	0.00	0.00	0.00%
186.5030.5320.000	LAUNDRY/OTHR SNTRY SRV	195.30	300.00	304.00	305.00	0.00	-305.00	-100.00%
186.5030.5344.000	CONTRACT-MAINTENANCE	0.00	0.00	42.13	45.00	0.00	-45.00	-100.00%
186.5030.5386.000	CONTRACT - LAW CARE	0.00	0.00	380.00	380.00	0.00	-380.00	-100.00%
186.5030.5410.000	REPAIRS & MAINTENANCE	85.50	0.00	594.50	595.00	0.00	-595.00	-100.00%
186.5030.5481.000	ELECTRICITY	1,145.13	1,200.00	271.57	275.00	0.00	-275.00	-100.00%
186.5030.5482.000	NATURAL GAS	651.68	600.00	48.49	50.00	0.00	-50.00	-100.00%
186.5030.5483.000	WATER	1,146.37	1,300.00	167.43	170.00	0.00	-170.00	-100.00%
186.5030.5600.000	OPERATING SUPPLIES	463.94	0.00	31.99	35.00	0.00	-35.00	-100.00%
186.9000.7500.179	TRANSFER OUT - OTHER COMM	0.00	0.00	0.00	57,900.00	0.00	-57,900.00	-100.00%
	Total Expense:	**7,113.92**	**8,031.00**	**2,551.99**	**60,470.00**	**0.00**	**-60,470.00**	**-100.00%**
	Total Fund: 186 - CBDG GRANTS-NSP:	**79,856.85**	**-8,031.00**	**77,687.55**	**19,777.00**	**0.00**	**-19,777.00**	**-100.00%**

Budget Comparison Report

Account Number		2016-2017 Total Activity	2017-2018 Total Budget	2017-2018 YTD Activity Through Dec	Parent Budget 2017-2018 2017-2018Work...	Comparison 1 Budget 2018-2019 FY2019 No PolFire	Comparison 1 to Parent Budget Increase / (Decrease)	%
Fund: 187 - HUD LEAD MATCH								
Expense								
187.3040.5010.010	REGULAR-NON UNION	0.00	19,057.00	0.00	0.00	0.00	0.00	0.00%
187.3040.5101.010	SOCIAL SECURITY-NON UNION	0.00	1,374.00	0.00	0.00	0.00	0.00	0.00%
187.3040.5102.010	MEDICARE-NON UNION	0.00	3,686.00	0.00	0.00	0.00	0.00	0.00%
187.3040.5111.010	IPERS-NON UNION	0.00	1,979.00	0.00	0.00	0.00	0.00	0.00%
187.3040.5123.010	WORKCOMP-NON UNION	0.00	692.00	0.00	0.00	0.00	0.00	0.00%
	Total Expense:	**0.00**	**26,788.00**	**0.00**	**0.00**	**0.00**	**0.00**	**0.00%**
	Total Fund: 187 - HUD LEAD MATCH:	**0.00**	**26,788.00**	**0.00**	**0.00**	**0.00**	**0.00**	**0.00%**

Budget Comparison Report

Account Number		2016-2017 Total Activity	2017-2018 Total Budget	2017-2018 YTD Activity Through Dec	Parent Budget 2017-2018 2017-2018Work...	Comparison 1 Budget 2018-2019 FY2019 No PolFire	Comparison 1 to Parent Budget Increase / (Decrease)	%
Fund: 188 - #5 HUD LEAD GRANT								
Revenue								
188.3040.4310.000	COMM HLTH FED OPER GRNT	1,194,877.79	1,500,000.00	731,340.07	772,910.00	0.00	-772,910.00	-100.00%
188.3040.4425.000	FEES-COMM HEALTH	101.25	0.00	140.00	140.00	0.00	-140.00	-100.00%
188.3040.4500.000	FINES-COMMUNITY HEALTH	2,013.64	0.00	980.50	980.00	0.00	-980.00	-100.00%
188.3040.4820.000	CONTRIBS FOR COMM HEALTH	41,574.32	20,000.00	30,722.00	30,722.00	0.00	-30,722.00	-100.00%
188.3040.4875.000	RFNDS/REIMB: COMM HEALTH	321.53	200.00	0.00	0.00	0.00	0.00	0.00%
188.9000.6500.181	TRANSFER IN - FUND 181	0.00	0.00	0.00	0.00	0.00	0.00	0.00%
	Total Revenue:	**1,238,888.53**	**1,520,200.00**	**763,182.57**	**804,752.00**	**0.00**	**-804,752.00**	**-100.00%**
Expense								
188.3040.5010.010	REGULAR-NON UNION	222,400.32	226,383.00	105,222.08	105,222.00	0.00	-105,222.00	-100.00%
188.3040.5101.010	SOCIAL SECURITY-NON UNION	13,278.15	14,036.00	6,249.01	6,249.00	0.00	-6,249.00	-100.00%
188.3040.5102.010	MEDICARE-NON UNION	3,105.31	3,282.00	1,461.46	1,461.00	0.00	-1,461.00	-100.00%
188.3040.5111.010	IPERS-NON UNION	19,860.24	20,216.00	9,396.33	9,396.00	0.00	-9,396.00	-100.00%
188.3040.5121.010	GRP INSUR-NON UNION	25,486.10	25,486.00	12,992.60	12,993.00	0.00	-12,993.00	-100.00%
188.3040.5123.010	WORKCOMP-NON UNION	2,791.97	5,290.00	810.90	811.00	0.00	-811.00	-100.00%
188.3040.5210.000	ADVERTISING & LEGAL PUB	149.14	1,200.00	87.76	88.00	0.00	-88.00	-100.00%
188.3040.5231.000	ACCOUNTING FEES	15,600.00	15,600.00	7,800.00	7,800.00	0.00	-7,800.00	-100.00%
188.3040.5232.000	AUDITING FEES	3,000.00	2,900.00	3,120.00	3,120.00	0.00	-3,120.00	-100.00%
188.3040.5250.000	COURT, RECORD & FILING FEES	1,054.00	1,000.00	2,158.00	2,158.00	0.00	-2,158.00	-100.00%
188.3040.5251.000	LICENSE & PERMITS	300.00	400.00	180.00	180.00	0.00	-180.00	-100.00%
188.3040.5262.000	RESIDENTIAL SNOW REMOVAL	290.00	700.00	0.00	0.00	0.00	0.00	0.00%
188.3040.5290.000	INSURANCE - GENERAL	5,310.67	0.00	1,286.74	1,287.00	0.00	-1,287.00	-100.00%
188.3040.5300.000	INSURANCE - TORT LIAB	233.19	0.00	0.00	0.00	0.00	0.00	0.00%
188.3040.5320.000	LAUNDRY/OTHR SNTRY SRV	3,353.94	5,000.00	2,121.73	2,122.00	0.00	-2,122.00	-100.00%
188.3040.5331.000	PAYMENTS TO OTHER GOVTS	2,281.43	0.00	0.00	0.00	0.00	0.00	0.00%
188.3040.5332.000	PAYMENTS-CLPPP	5,800.70	5,000.00	11,791.28	11,791.00	0.00	-11,791.00	-100.00%
188.3040.5342.000	CONTRACT-OUTSIDE HELP	178.32	200.00	0.00	0.00	0.00	0.00	0.00%
188.3040.5344.000	CONTRACT-MAINTENANCE	246.00	300.00	123.00	123.00	0.00	-123.00	-100.00%
188.3040.5347.000	CONTRACT-SOFTWARE MAINT	1,584.00	1,500.00	0.00	0.00	0.00	0.00	0.00%
188.3040.5360.000	POSTAGE & SHIPPING	3,821.44	3,500.00	2,283.53	2,284.00	0.00	-2,284.00	-100.00%
188.3040.5386.000	CONTRACT LAWN CARE	490.00	0.00	315.00	315.00	0.00	-315.00	-100.00%
188.3040.5410.000	REPAIRS & MAINTENANCE	756,591.16	800,000.00	446,780.00	446,780.00	0.00	-446,780.00	-100.00%
188.3040.5415.000	HEALTH HOME REPAIRS	117,182.00	50,000.00	71,632.84	71,633.00	0.00	-71,633.00	-100.00%
188.3040.5430.000	SUSTENANCE/CARE PERSONS	946.80	800.00	184.68	185.00	0.00	-185.00	-100.00%
188.3040.5431.000	INTERPRETING	0.00	1,300.00	0.00	0.00	0.00	0.00	0.00%
188.3040.5433.000	RELOCATION EXPENSES	8,694.99	10,000.00	2,385.53	2,386.00	0.00	-2,386.00	-100.00%
188.3040.5450.000	TELEPHONE/OTHR COMMNCTN	3,042.25	3,000.00	1,543.47	1,544.00	0.00	-1,544.00	-100.00%
188.3040.5460.000	CONFERENCE EXPENSE	4,318.00	2,500.00	300.00	300.00	0.00	-300.00	-100.00%

Budget Comparison Report

Account Number		2016-2017 Total Activity	2017-2018 Total Budget	2017-2018 YTD Activity Through Dec	Parent Budget 2017-2018 2017-2018Work...	Comparison 1 Budget 2018-2019 FY2019 No PolFire	Comparison 1 to Parent Budget Increase / (Decrease)	%
188.3040.5461.000	TRAVEL-AIRFARE	750.10	1,000.00	0.00	0.00	0.00	0.00	0.00%
188.3040.5462.000	TRAVEL EXPENSE - OTHER	26.00	0.00	120.50	121.00	0.00	-121.00	-100.00%
188.3040.5464.000	TRAVEL-PER DIEM	2,411.41	4,000.00	88.13	88.00	0.00	-88.00	-100.00%
188.3040.5465.000	TRAVEL - HOTEL/MOTEL	1,581.84	2,000.00	763.88	764.00	0.00	-764.00	-100.00%
188.3040.5472.000	MILEAGE REIMBURSE	3,146.13	4,500.00	726.96	727.00	0.00	-727.00	-100.00%
188.3040.5481.000	ELECTRICITY	730.79	2,000.00	547.49	547.00	0.00	-547.00	-100.00%
188.3040.5482.000	NATURAL GAS	1,212.96	2,000.00	248.17	248.00	0.00	-248.00	-100.00%
188.3040.5483.000	WATER	1,180.47	1,000.00	549.84	550.00	0.00	-550.00	-100.00%
188.3040.5486.000	CABLE FEES	1,417.76	1,000.00	827.88	828.00	0.00	-828.00	-100.00%
188.3040.5600.000	OPERATING SUPPLIES	1,854.30	3,000.00	391.99	392.00	0.00	-392.00	-100.00%
188.3040.5601.000	PROMOTION/PROGRAM SPPLY	2,587.82	3,000.00	0.00	0.00	0.00	0.00	0.00%
188.3040.5604.000	DUST WIPE/CLRNC SMPLNG	9,308.25	8,000.00	4,261.25	4,261.00	0.00	-4,261.00	-100.00%
188.3040.5605.000	OFFICE SUPPLIES	1,536.22	0.00	256.70	257.00	0.00	-257.00	-100.00%
188.3040.5606.000	SOIL SAMPLING	715.25	1,000.00	170.50	171.00	0.00	-171.00	-100.00%
188.3040.5703.000	MINOR COMPUTER	391.61	0.00	0.00	0.00	0.00	0.00	0.00%
188.9000.7500.179	TRANSFER OUT - OTHER COMM	0.00	0.00	0.00	26,000.00	0.00	-26,000.00	-100.00%
188.9000.7500.182	TRANSFER OUT - LEAD #4	12,250.00	0.00	0.00	0.00	0.00	0.00	0.00%
	Total Expense:	**1,262,491.03**	**1,232,093.00**	**699,179.23**	**725,182.00**	**0.00**	**-725,182.00**	**-100.00%**
	Total Fund: 188 - #5 HUD LEAD GRANT:	**-23,602.50**	**288,107.00**	**64,003.34**	**79,570.00**	**0.00**	**-79,570.00**	**-100.00%**

Budget Comparison Report

Account Number		2016-2017 Total Activity	2017-2018 Total Budget	2017-2018 YTD Activity Through Dec	Parent Budget 2017-2018 2017-2018Work...	Comparison 1 Budget 2018-2019 FY2019 No PolFire	Comparison 1 to Parent Budget Increase / (Decrease)	%
Fund: 190 - 911 SURCHARGE								
Revenue								
190.1013.4160.000	SURCHARGE E 911	127,499.01	140,000.00	108,826.82	140,000.00	0.00	-140,000.00	-100.00%
190.1013.4161.000	E911 WIRELESS STATE	179,772.64	160,000.00	48,368.93	160,000.00	0.00	-160,000.00	-100.00%
190.1013.4327.000	DISPATCH STATE OPER	100,000.00	0.00	0.00	0.00	0.00	0.00	0.00%
190.1013.4875.000	RFNDS/REIMB: DISPATCH	363.35	0.00	0.00	0.00	0.00	0.00	0.00%
190.6021.4610.000	INTEREST ON INVESTMENTS	2,148.89	0.00	2,372.04	0.00	0.00	0.00	0.00%
	Total Revenue:	**409,783.89**	**300,000.00**	**159,567.79**	**300,000.00**	**0.00**	**-300,000.00**	**-100.00%**
Expense								
190.1013.5151.000	PHYSICALS/IMMUNIZATIONS	577.12	500.00	0.00	500.00	0.00	-500.00	-100.00%
190.1013.5210.000	ADVERTISING & LEGAL PUB	735.62	1,500.00	0.00	1,500.00	0.00	-1,500.00	-100.00%
190.1013.5230.000	CONSULTING & PROF FEES	560.00	840.00	0.00	840.00	0.00	-840.00	-100.00%
190.1013.5232.000	AUDITING FEES	1,600.00	1,700.00	0.00	1,700.00	0.00	-1,700.00	-100.00%
190.1013.5280.000	DUES, MEMBER, SUBSCRIPTN	92.00	150.00	92.00	150.00	0.00	-150.00	-100.00%
190.1013.5290.000	INSURANCE - GENERAL	8,696.00	10,000.00	0.00	10,000.00	0.00	-10,000.00	-100.00%
190.1013.5300.000	INSURANCE - TORT LIAB	2,495.46	3,200.00	0.00	3,200.00	0.00	-3,200.00	-100.00%
190.1013.5331.000	PAYMENTS-OTHER ENTITIES	0.00	0.00	0.00	530,418.00	0.00	-530,418.00	-100.00%
190.1013.5342.000	CONTRACT-OUTSIDE HELP	411.42	0.00	0.00	0.00	0.00	0.00	0.00%
190.1013.5344.000	CONTRACT-MAINTENANCE	59,990.29	77,000.00	43,999.87	77,000.00	0.00	-77,000.00	-100.00%
190.1013.5347.000	CONTRACT-SOFTWARE MAINT	0.00	5,000.00	19,700.20	5,000.00	0.00	-5,000.00	-100.00%
190.1013.5347.150	CONTRACT-CMPTR TECH SPPRT	1,588.46	10,000.00	806.48	10,000.00	0.00	-10,000.00	-100.00%
190.1013.5360.000	POSTAGE & SHIPPING	0.00	200.00	0.00	200.00	0.00	-200.00	-100.00%
190.1013.5370.000	PRINTING & BINDING	17.79	0.00	0.00	0.00	0.00	0.00	0.00%
190.1013.5380.000	RENTS & LEASES	35,127.74	41,000.00	2,811.94	41,000.00	0.00	-41,000.00	-100.00%
190.1013.5410.000	REPAIRS & MAINTENANCE	0.00	5,000.00	0.00	5,000.00	0.00	-5,000.00	-100.00%
190.1013.5431.000	INTERPRETING	496.50	0.00	3,366.45	0.00	0.00	0.00	0.00%
190.1013.5450.000	TELEPHONE/OTHR COMMNCTN	47,681.60	50,000.00	20,478.94	50,000.00	0.00	-50,000.00	-100.00%
190.1013.5460.000	CONFERENCE EXPENSE	1,902.25	5,000.00	0.00	5,000.00	0.00	-5,000.00	-100.00%
190.1013.5464.000	TRAVEL-PER DIEM	9.79	200.00	16.36	200.00	0.00	-200.00	-100.00%
190.1013.5465.000	TRAVEL - HOTEL/MOTEL	0.00	600.00	213.00	600.00	0.00	-600.00	-100.00%
190.1013.5471.000	TRAINING	0.00	0.00	0.00	0.00	0.00	0.00	0.00%
190.1013.5570.000	VEHICLE GAS	0.00	0.00	67.00	0.00	0.00	0.00	0.00%
190.1013.5600.000	OPERATING SUPPLIES	2,405.54	3,500.00	396.52	3,500.00	0.00	-3,500.00	-100.00%
190.1013.5605.000	OFFICE SUPPLIES	1,599.81	5,000.00	760.47	5,000.00	0.00	-5,000.00	-100.00%
190.1013.5612.000	COMPUTER COMPONENTS	367.93	5,000.00	0.00	5,000.00	0.00	-5,000.00	-100.00%
190.1013.5718.000	MINOR EQUIP, UNCLASSFIED	304.80	5,000.00	1,116.00	5,000.00	0.00	-5,000.00	-100.00%
190.1013.5741.000	COMPUTER SOFTWARE > 5,000	5,745.00	0.00	0.00	0.00	0.00	0.00	0.00%

Budget Comparison Report

Account Number		2016-2017 Total Activity	2017-2018 Total Budget	2017-2018 YTD Activity Through Dec	Parent Budget 2017-2018 2017-2018Work...	Comparison 1 Budget 2018-2019 FY2019 No PolFire	Comparison 1 to Parent Budget Increase / (Decrease)	%
190.1013.5750.000	OTHER CAP EQUIP > $5,000	4,725.00	69,610.00	11,066.52	69,610.00	0.00	-69,610.00	-100.00%
	Total Expense:	**177,130.12**	**300,000.00**	**104,891.75**	**830,418.00**	**0.00**	**-830,418.00**	**-100.00%**
	Total Fund: 190 - 911 SURCHARGE:	**232,653.77**	**0.00**	**54,676.04**	**-530,418.00**	**0.00**	**530,418.00**	**-100.00%**

Budget Comparison Report

Account Number		2016-2017 Total Activity	2017-2018 Total Budget	2017-2018 YTD Activity Through Dec	Parent Budget 2017-2018 2017-2018Work...	Comparison 1 Budget 2018-2019 FY2019 No PolFire	Comparison 1 to Parent Budget Increase / (Decrease)	%
Fund: 200 - GO BONDS DEBT FUND								
Revenue								
200.6021.4010.000	PROPERTY TAXES-CURRENT	2,442,247.18	2,720,039.00	1,372,721.23	2,720,039.00	656,015.00	-2,064,024.00	-75.88%
200.6021.4011.000	DELIQUENT PROPERTY TAXES	356.34	0.00	44.07	0.00	0.00	0.00	0.00%
200.6021.4110.000	UTILITY EXCISE TAX	223,135.84	264,266.00	130,877.18	264,266.00	70,659.00	-193,607.00	-73.26%
200.6021.4150.000	CURRENT MOBILE HOME TAXES	3,061.90	0.00	2,033.79	0.00	0.00	0.00	0.00%
200.6021.4151.000	DELIQ MOBILE HOME TAXES	155.23	0.00	91.14	0.00	0.00	0.00	0.00%
200.6021.4332.000	AGED INCOME CREDIT	3,049.81	0.00	3,526.50	0.00	0.00	0.00	0.00%
200.6021.4333.000	DISABLED HOMESTEAD CREDIT	3,471.76	0.00	2,246.55	0.00	0.00	0.00	0.00%
200.6021.4335.000	HOMESTEAD CREDIT	104,811.09	0.00	51,993.25	0.00	0.00	0.00	0.00%
200.6021.4336.000	MILITARY CREDIT	1,477.32	0.00	1,444.92	0.00	0.00	0.00	0.00%
200.6021.4337.000	MOBILE HOME CREDIT	48.71	0.00	0.00	0.00	0.00	0.00	0.00%
200.6021.4338.000	BUSINESS PROP TAX CREDIT	103,041.52	0.00	47,616.89	0.00	0.00	0.00	0.00%
200.6021.4339.000	SF295 BACKFILL	107,564.80	107,564.00	51,053.38	107,564.00	22,999.00	-84,565.00	-78.62%
200.6021.4610.000	INTEREST ON INVESTMENTS	4,782.12	1,000.00	2,630.74	3,000.00	3,000.00	0.00	0.00%
200.9000.6500.121	TRANSFER IN - LOST - PROP TAX	0.00	900,000.00	0.00	900,000.00	3,051,375.00	2,151,375.00	239.04%
200.9000.6500.125	TR FRM TIF SPEC REV	252,461.00	321,560.00	0.00	304,215.00	365,600.00	61,385.00	20.18%
	Total Revenue:	**3,249,664.62**	**4,314,429.00**	**1,666,279.64**	**4,299,084.00**	**4,169,648.00**	**-129,436.00**	**-3.01%**
Expense								
200.7010.5810.000	PRINCIPAL REDEMPTION	2,705,000.00	3,645,000.00	14,243.00	3,673,486.00	3,338,486.00	-335,000.00	-9.12%
200.7010.5820.000	INTEREST PAYMENTS	415,424.50	501,072.00	274,436.25	745,932.00	769,796.00	23,864.00	3.20%
200.7010.5830.000	OTHER DEBT SERV EXP	4,102.00	4,500.00	2,102.00	5,000.00	5,000.00	0.00	0.00%
	Total Expense:	**3,124,526.50**	**4,150,572.00**	**290,781.25**	**4,424,418.00**	**4,113,282.00**	**-311,136.00**	**-7.03%**
	Total Fund: 200 - GO BONDS DEBT FUND:	**125,138.12**	**163,857.00**	**1,375,498.39**	**-125,334.00**	**56,366.00**	**181,700.00**	**-144.97%**

Budget Comparison Report

Account Number		2016-2017 Total Activity	2017-2018 Total Budget	2017-2018 YTD Activity Through Dec	Parent Budget 2017-2018 2017-2018Work...	Comparison 1 Budget 2018-2019 FY2019 No PolFire	Comparison 1 to Parent Budget Increase / (Decrease)	%
Fund: 300 - CIP COLLECTION FUND								
Revenue								
300.6021.4011.000	DELIQUENT PROPERTY TAXES	66.07	0.00	8.20	0.00	0.00	0.00	0.00%
300.6021.4085.000	CAPITAL IMPROVMENT LEVY	445,144.98	503,663.00	253,983.50	503,663.00	506,525.00	2,862.00	0.57%
300.6021.4110.000	UTILITY EXCISE TAX	41,461.48	49,290.00	24,409.39	49,290.00	56,343.00	7,053.00	14.31%
300.6021.4150.000	CURRENT MOBILE HOME TAXES	562.73	0.00	379.23	0.00	0.00	0.00	0.00%
300.6021.4151.000	DELIQ MOBILE HOME TAXES	34.79	0.00	16.99	0.00	0.00	0.00	0.00%
300.6021.4332.000	AGED INCOME CREDIT	539.56	0.00	639.52	0.00	0.00	0.00	0.00%
300.6021.4333.000	DISABLED HOMESTEAD CREDIT	645.10	0.00	418.57	0.00	0.00	0.00	0.00%
300.6021.4335.000	HOMESTEAD CREDIT	19,340.78	0.00	9,683.52	0.00	0.00	0.00	0.00%
300.6021.4336.000	MILITARY CREDIT	274.51	0.00	269.49	0.00	0.00	0.00	0.00%
300.6021.4337.000	MOBILE HOME CREDIT	9.05	0.00	0.00	0.00	0.00	0.00	0.00%
300.6021.4338.000	BUSINESS PROP TAX CREDIT	18,150.52	0.00	8,757.70	0.00	0.00	0.00	0.00%
300.6021.4339.000	SF295 BACKFILL	18,993.40	18,992.00	9,344.00	18,992.00	18,338.00	-654.00	-3.44%
300.6021.4610.000	INTEREST ON INVESTMENTS	2,772.35	1,750.00	1,547.90	2,500.00	2,500.00	0.00	0.00%
	Total Revenue:	**547,995.32**	**573,695.00**	**309,458.01**	**574,445.00**	**583,706.00**	**9,261.00**	**1.61%**
Expense								
300.9000.7500.030	TR TO CAP IMPR RESRV	868,578.54	614,739.00	463,335.14	588,226.00	644,929.00	56,703.00	9.64%
300.9000.7500.032	TR TO CIP LARGE EQUIP	0.00	0.00	0.00	106,000.00	106,000.00	0.00	0.00%
	Total Expense:	**868,578.54**	**614,739.00**	**463,335.14**	**694,226.00**	**750,929.00**	**56,703.00**	**8.17%**
	Total Fund: 300 - CIP COLLECTION FUND:	**-320,583.22**	**-41,044.00**	**-153,877.13**	**-119,781.00**	**-167,223.00**	**-47,442.00**	**39.61%**

Budget Comparison Report

Account Number		2016-2017 Total Activity	2017-2018 Total Budget	2017-2018 YTD Activity Through Dec	Parent Budget 2017-2018 2017-2018Work...	Comparison 1 Budget 2018-2019 FY2019 No PolFire	Comparison 1 to Parent Budget Increase / (Decrease)	%
Fund: 310 - FEDERAL STREET GRANTS								
Revenue								
310.2012.4315.000	FED CAP GRANT	989,081.85	85,800.00	340,619.13	878,716.00	500,000.00	-378,716.00	-43.10%
310.9000.6500.110	TR FRM ROAD USE TAX	0.00	0.00	0.00	0.00	0.00	0.00	0.00%
	Total Revenue:	**989,081.85**	**85,800.00**	**340,619.13**	**878,716.00**	**500,000.00**	**-378,716.00**	**-43.10%**
Expense								
310.2012.5233.000	ENGINEERING FEES	60,927.82	0.00	1,316.60	1,317.00	0.00	-1,317.00	-100.00%
310.2012.5331.000	PAYMENTS-OTHER ENTITIES	0.00	0.00	0.00	0.00	500,000.00	500,000.00	0.00%
310.2012.5350.000	CONTRACT-ASPHALT RESURF	973,535.07	0.00	0.00	0.00	0.00	0.00	0.00%
310.2012.5351.000	CONTRACT-CONCRETE REPAIR	800,599.89	0.00	0.00	0.00	0.00	0.00	0.00%
	Total Expense:	**1,835,062.78**	**0.00**	**1,316.60**	**1,317.00**	**500,000.00**	**498,683.00**	**37,865.07%**
	Total Fund: 310 - FEDERAL STREET GRANTS:	**-845,980.93**	**85,800.00**	**339,302.53**	**877,399.00**	**0.00**	**-877,399.00**	**-100.00%**

Budget Comparison Report

Account Number		2016-2017 Total Activity	2017-2018 Total Budget	2017-2018 YTD Activity Through Dec	Parent Budget 2017-2018 2017-2018Work...	Comparison 1 Budget 2018-2019 FY2019 No PolFire	Comparison 1 to Parent Budget Increase / (Decrease)	%
Fund: 311 - RISE STREET GRANTS								
Revenue								
311.2012.4330.000	STREET STATE GRANT	75,420.28	0.00	0.00	0.00	0.00	0.00	0.00%
	Total Revenue:	**75,420.28**	**0.00**	**0.00**	**0.00**	**0.00**	**0.00**	**0.00%**
Expense								
311.2012.5233.000	ENGINEERING FEES	1,213.20	0.00	0.00	0.00	0.00	0.00	0.00%
	Total Expense:	**1,213.20**	**0.00**	**0.00**	**0.00**	**0.00**	**0.00**	**0.00%**
	Total Fund: 311 - RISE STREET GRANTS:	**74,207.08**	**0.00**	**0.00**	**0.00**	**0.00**	**0.00**	**0.00%**

Budget Comparison Report

Account Number		2016-2017 Total Activity	2017-2018 Total Budget	2017-2018 YTD Activity Through Dec	Parent Budget 2017-2018 2017-2018Work...	Comparison 1 Budget 2018-2019 FY2019 No PolFire	Comparison 1 to Parent Budget Increase / (Decrease)	%
Fund: 312 - AIRPORT PROJECT FUND								
Revenue								
312.2080.4315.000	AIRPORT-FED CAP GRANT	33,119.00	0.00	858.00	461,881.00	0.00	-461,881.00	-100.00%
312.2080.4315.770	AIRPORT-FED CAP GRANT	64,936.00	313,200.00	0.00	80,737.00	45,000.00	-35,737.00	-44.26%
312.2080.4330.000	AIRPORT-STATE GRNT/REIMB	0.00	0.00	43,923.00	0.00	0.00	0.00	0.00%
	Total Revenue:	**98,055.00**	**313,200.00**	**44,781.00**	**542,618.00**	**45,000.00**	**-497,618.00**	**-91.71%**
Expense								
312.2080.5210.000	ADVERTISING & LEGAL PUB	225.50	500.00	0.00	500.00	0.00	-500.00	-100.00%
312.2080.5233.000	ENGINEERING FEES	33,138.65	25,000.00	24,686.74	48,200.00	0.00	-48,200.00	-100.00%
312.2080.5342.000	CONTRACT-OUTSIDE HELP	61,696.57	323,200.00	0.00	0.00	45,000.00	45,000.00	0.00%
312.2080.5344.000	CONTRACT-MAINTENANCE	1,000.00	0.00	0.00	0.00	0.00	0.00	0.00%
312.2080.5348.000	CONTRACT-OTHER	0.00	0.00	451,173.23	415,032.00	0.00	-415,032.00	-100.00%
	Total Expense:	**96,060.72**	**348,700.00**	**475,859.97**	**463,732.00**	**45,000.00**	**-418,732.00**	**-90.30%**
	Total Fund: 312 - AIRPORT PROJECT FUND:	**1,994.28**	**-35,500.00**	**-431,078.97**	**78,886.00**	**0.00**	**-78,886.00**	**-100.00%**

Budget Comparison Report

Account Number		2016-2017 Total Activity	2017-2018 Total Budget	2017-2018 YTD Activity Through Dec	Parent Budget 2017-2018 2017-2018Work...	Comparison 1 Budget 2018-2019 FY2019 No PolFire	Comparison 1 to Parent Budget Increase / (Decrease)	%
Fund: 320 - SPECIAL ASSESSMENT PROJECTS								
Revenue								
320.6020.4750.000	SPEC ASSESMNTS-STREET	4,500.00	25,000.00	0.00	5,000.00	5,000.00	0.00	0.00%
320.6020.4761.000	SPEC ASSESMNTS-SIDEWALK	4,479.00	0.00	5,969.00	6,000.00	5,000.00	-1,000.00	-16.67%
320.6021.4540.000	PENALTIES/DELIQUENT	343.00	0.00	0.00	0.00	0.00	0.00	0.00%
320.6021.4616.000	INT CHRGD - ACCTS REC	3,867.00	0.00	1,810.00	1,800.00	0.00	-1,800.00	-100.00%
	Total Revenue:	**13,189.00**	**25,000.00**	**7,779.00**	**12,800.00**	**10,000.00**	**-2,800.00**	**-21.88%**
Total Fund: 320 - SPECIAL ASSESSMENT PROJECTS:		**13,189.00**	**25,000.00**	**7,779.00**	**12,800.00**	**10,000.00**	**-2,800.00**	**-21.88%**

Budget Comparison Report

Account Number		2016-2017 Total Activity	2017-2018 Total Budget	2017-2018 YTD Activity Through Dec	Parent Budget 2017-2018 2017-2018Work...	Comparison 1 Budget 2018-2019 FY2019 No PolFire	Comparison 1 to Parent Budget Increase / (Decrease)	%
Fund: 340 - BIKE PATH PROJECT FUND								
Revenue								
340.4030.4310.000	P&R FED OPER GRNT	0.00	0.00	0.00	0.00	0.00	0.00	0.00%
340.4030.4315.000	P/R-FED CAP GRT	103,332.56	0.00	0.00	0.00	0.00	0.00	0.00%
340.4030.4330.000	STATE GRANTS	12,771.44	0.00	0.00	258,333.00	0.00	-258,333.00	-100.00%
340.4030.4350.000	CONTRIB TO P&R PRJ	253,035.80	378,333.00	158,776.85	120,000.00	0.00	-120,000.00	-100.00%
340.4030.4620.000	RENTS	0.00	0.00	2,800.00	0.00	0.00	0.00	0.00%
340.4030.4820.000	PARK & REC CONTRIBS	0.00	0.00	320.00	508,064.00	0.00	-508,064.00	-100.00%
340.6021.4610.000	INTEREST ON INVESTMENTS	547.64	0.00	1.86	0.00	0.00	0.00	0.00%
	Total Revenue:	**369,687.44**	**378,333.00**	**161,898.71**	**886,397.00**	**0.00**	**-886,397.00**	**-100.00%**
Expense								
340.4030.5210.000	ADVERTISING & LEGAL PUB	13.73	0.00	0.00	0.00	0.00	0.00	0.00%
340.4030.5233.000	ENGINEERING FEES	104,932.98	125,000.00	102,550.97	125,000.00	0.00	-125,000.00	-100.00%
340.4030.5342.000	CONTRACT-OUTSIDE HELP	0.00	900.00	0.00	900.00	0.00	-900.00	-100.00%
340.4030.5351.000	CONTRACT-CONCRETE REPAIR	235,270.07	0.00	850,459.42	850,459.00	0.00	-850,459.00	-100.00%
340.4030.5485.000	STORM WATER FEES	3,910.52	3,554.00	2,540.08	2,540.00	0.00	-2,540.00	-100.00%
340.4030.5785.000	LAND IMPROVEMENTS	0.00	378,333.00	0.00	0.00	0.00	0.00	0.00%
	Total Expense:	**344,127.30**	**507,787.00**	**955,550.47**	**978,899.00**	**0.00**	**-978,899.00**	**-100.00%**
	Total Fund: 340 - BIKE PATH PROJECT FUND:	**25,560.14**	**-129,454.00**	**-793,651.76**	**-92,502.00**	**0.00**	**92,502.00**	**-100.00%**

Budget Comparison Report

Account Number		2016-2017 Total Activity	2017-2018 Total Budget	2017-2018 YTD Activity Through Dec	Parent Budget 2017-2018 2017-2018Work...	Comparison 1 Budget 2018-2019 FY2019 No PolFire	Comparison 1 to Parent Budget Increase / (Decrease)	%
Fund: 341 - TREES FOREVER PROJECT								
Revenue								
341.4030.4330.000	P&R STATE GRANTS/REI	0.00	0.00	0.00	2,110.00	0.00	-2,110.00	-100.00%
341.4030.4820.000	PARK & REC CONTRIBS	2,000.00	0.00	2,110.00	0.00	0.00	0.00	0.00%
341.5010.4820.000	PARK & REC CONTRIBS	0.00	3,000.00	0.00	3,000.00	3,000.00	0.00	0.00%
341.6021.4610.000	INTEREST ON INVESTMENTS	11.50	0.00	11.42	0.00	0.00	0.00	0.00%
	Total Revenue:	**2,011.50**	**3,000.00**	**2,121.42**	**5,110.00**	**3,000.00**	**-2,110.00**	**-41.29%**
Expense								
341.4030.5370.000	PRINTING & BINDING	0.00	0.00	149.95	150.00	0.00	-150.00	-100.00%
341.5010.5132.000	CLOTHING EXPENESE	0.00	0.00	90.00	0.00	0.00	0.00	0.00%
341.5010.5370.000	PRINTING & BINDING	0.00	0.00	170.00	0.00	0.00	0.00	0.00%
341.5010.5460.000	CONFERENCE EXPENSE	85.00	0.00	0.00	0.00	0.00	0.00	0.00%
341.5010.5609.000	AGRICULTURAL SUPPLIES	3,155.00	3,000.00	689.00	3,000.00	3,000.00	0.00	0.00%
	Total Expense:	**3,240.00**	**3,000.00**	**1,098.95**	**3,150.00**	**3,000.00**	**-150.00**	**-4.76%**
	Total Fund: 341 - TREES FOREVER PROJECT:	**-1,228.50**	**0.00**	**1,022.47**	**1,960.00**	**0.00**	**-1,960.00**	**-100.00%**

Budget Comparison Report

Account Number		2016-2017 Total Activity	2017-2018 Total Budget	2017-2018 YTD Activity Through Dec	Parent Budget 2017-2018 2017-2018Work...	Comparison 1 Budget 2018-2019 FY2019 No PolFire	Comparison 1 to Parent Budget Increase / (Decrease)	%
Fund: 350 - GO BONDS CAPITAL PROJECTS								
Revenue								
350.6020.4750.000	SPEC ASSESMNTS-STREET	1,427.00	7,206.00	0.00	0.00	0.00	0.00	0.00%
350.6021.4610.000	INTEREST ON INVESTMENTS	29.19	0.00	36.59	0.00	0.00	0.00	0.00%
350.6021.4616.000	INT CHRGD - ACCTS REC	128.00	0.00	0.00	0.00	0.00	0.00	0.00%
	Total Revenue:	**1,584.19**	**7,206.00**	**36.59**	**0.00**	**0.00**	**0.00**	**0.00%**
	Total Fund: 350 - GO BONDS CAPITAL PROJECTS:	**1,584.19**	**7,206.00**	**36.59**	**0.00**	**0.00**	**0.00**	**0.00%**

Budget Comparison Report

Account Number		2016-2017 Total Activity	2017-2018 Total Budget	2017-2018 YTD Activity Through Dec	Parent Budget 2017-2018 2017-2018Work...	Comparison 1 Budget 2018-2019 FY2019 No PolFire	Comparison 1 to Parent Budget Increase / (Decrease)	%
Fund: 353 - 2014 GO BONDS								
Revenue								
353.6021.4610.000	INTEREST ON INVESTMENTS	2,382.27	0.00	0.00	0.00	0.00	0.00	0.00%
353.9000.6500.393	TRANSFER IN - TIF IV	0.00	0.00	13.73	0.00	0.00	0.00	0.00%
	Total Revenue:	**2,382.27**	**0.00**	**13.73**	**0.00**	**0.00**	**0.00**	**0.00%**
Expense								
353.2010.5210.000	ADVERTISING & LEGAL PUB	13.73	0.00	0.00	0.00	0.00	0.00	0.00%
353.2010.5233.000	ENGINEERING FEES	4,658.10	0.00	0.00	0.00	0.00	0.00	0.00%
353.2010.5350.000	CONTRACT-ASPHALT RESURF	457,928.00	0.00	0.00	0.00	0.00	0.00	0.00%
353.2010.5410.000	REPAIR/MAINT-EQUIP,VEHCL	233.63	0.00	0.00	0.00	0.00	0.00	0.00%
353.9000.7500.355	TR TO 2015 BONDS	481,712.28	0.00	0.00	0.00	0.00	0.00	0.00%
	Total Expense:	**944,545.74**	**0.00**	**0.00**	**0.00**	**0.00**	**0.00**	**0.00%**
	Total Fund: 353 - 2014 GO BONDS:	**-942,163.47**	**0.00**	**13.73**	**0.00**	**0.00**	**0.00**	**0.00%**

Budget Comparison Report

Account Number		2016-2017 Total Activity	2017-2018 Total Budget	2017-2018 YTD Activity Through Dec	Parent Budget 2017-2018 2017-2018Work...	Comparison 1 Budget 2018-2019 FY2019 No PolFire	Comparison 1 to Parent Budget Increase / (Decrease)	%
Fund: 354 - POLICE & FIRE STATIONS								
Revenue								
354.1099.4820.000	POLICE CONTRIBUTIONS FOR BU	0.00	0.00	600.00	600.00	0.00	-600.00	-100.00%
354.1099.4878.000	REFUNDS/REIMB	687.89	1,000.00	0.00	1,000.00	0.00	-1,000.00	-100.00%
354.6021.4610.000	INTEREST ON INVESTMENTS	3,020.10	70,000.00	19,239.47	70,000.00	20,000.00	-50,000.00	-71.43%
354.6021.4990.000	DEBT ISSUANCE	4,864,398.70	12,630,000.00	12,810,099.65	12,630,000.00	0.00	-12,630,000.00	-100.00%
354.9000.6500.611	TR FROM WPCP REVENUE	300,000.00	0.00	0.00	0.00	0.00	0.00	0.00%
	Total Revenue:	**5,168,106.69**	**12,701,000.00**	**12,829,939.12**	**12,701,600.00**	**20,000.00**	**-12,681,600.00**	**-99.84%**
Expense								
354.1010.5230.000	CONSULTING & PROF FEES	15,309.38	0.00	0.00	0.00	0.00	0.00	0.00%
354.1010.5233.000	ENGINEERING FEES	19,575.17	0.00	0.00	0.00	0.00	0.00	0.00%
354.1010.5234.000	LEGAL EXPENSES	2,632.50	0.00	0.00	0.00	0.00	0.00	0.00%
354.1010.5290.000	GENERAL LIABILITY INSURANCE	102.00	0.00	0.00	0.00	0.00	0.00	0.00%
354.1010.5342.000	CONTRACT-OUTSIDE HELP	50.00	0.00	0.00	0.00	0.00	0.00	0.00%
354.1010.5365.000	ELECTION EXPENSE	5,147.95	0.00	0.00	0.00	0.00	0.00	0.00%
354.1010.5386.000	CONTRACT LAWN CARE	0.00	0.00	0.00	0.00	0.00	0.00	0.00%
354.1010.5481.000	ELECTRICITY	160.96	0.00	0.00	0.00	0.00	0.00	0.00%
354.1010.5483.000	WATER UTILITY	55.67	0.00	0.00	0.00	0.00	0.00	0.00%
354.1010.5781.000	LAND ACQUISITION	92,500.00	0.00	0.00	0.00	0.00	0.00	0.00%
354.1050.5230.000	CONSULTING & PROF FEES	4,484.37	0.00	0.00	0.00	0.00	0.00	0.00%
354.1050.5290.000	GENERAL LIABILITY INSURANCE	102.00	0.00	0.00	0.00	0.00	0.00	0.00%
354.1050.5365.000	ELECTION EXPENSE	5,147.95	0.00	0.00	0.00	0.00	0.00	0.00%
354.1050.5481.000	ELECTRICITY	160.96	0.00	0.00	0.00	0.00	0.00	0.00%
354.1050.5483.000	WATER UTILITY	55.68	0.00	0.00	0.00	0.00	0.00	0.00%
354.1050.5781.000	LAND ACQUISITION	92,500.00	0.00	0.00	0.00	0.00	0.00	0.00%
354.1099.5210.000	ADVERTISING & LEGAL PUB	0.00	0.00	105.57	105.00	0.00	-105.00	-100.00%
354.1099.5230.000	CONSULTING & PROF FEES	628,766.52	497,500.00	660,533.22	1,000,000.00	0.00	-1,000,000.00	-100.00%
354.1099.5234.000	LEGAL EXPENSES	21,357.21	2,500.00	17,839.10	17,840.00	0.00	-17,840.00	-100.00%
354.1099.5251.000	LICENSE & PERMITS	0.00	0.00	350.00	350.00	0.00	-350.00	-100.00%
354.1099.5342.000	CONTRACT-OUTSIDE HELP	1,610.00	8,500,000.00	413,983.50	619,240.00	4,472,374.00	3,853,134.00	622.24%
354.1099.5342.002	CONTRACT - CONCRETE - FOUNI	0.00	0.00	0.00	667,000.00	0.00	-667,000.00	-100.00%
354.1099.5342.003	CONTRACT - MASONRY	0.00	0.00	203,395.00	1,251,000.00	0.00	-1,251,000.00	-100.00%
354.1099.5342.004	CONTRACT - STEEL	0.00	0.00	42,315.93	795,500.00	0.00	-795,500.00	-100.00%
354.1099.5342.005	CONTRACT - GENERAL	0.00	0.00	17,019.25	347,189.00	849,811.00	502,622.00	144.77%
354.1099.5342.006	CONTRACT - ROOFING & WALL F	0.00	0.00	0.00	68,589.00	500,000.00	431,411.00	628.98%
354.1099.5342.007	CONTRACT - ALUM STOREFRONT	0.00	0.00	0.00	636,900.00	0.00	-636,900.00	-100.00%
354.1099.5342.008	CONTRACT - GYPSUM WALLS	0.00	0.00	0.00	1,092,350.00	0.00	-1,092,350.00	-100.00%
354.1099.5342.010	CONTRACT - PAINTING	0.00	0.00	0.00	0.00	175,315.00	175,315.00	0.00%
354.1099.5342.011	CONTRACT - ELEVATORS	0.00	0.00	0.00	71,255.00	0.00	-71,255.00	-100.00%

Budget Comparison Report

Account Number		2016-2017 Total Activity	2017-2018 Total Budget	2017-2018 YTD Activity Through Dec	Parent Budget 2017-2018 2017-2018Work...	Comparison 1 Budget 2018-2019 FY2019 No PolFire	Comparison 1 to Parent Budget Increase / (Decrease)	%
354.1099.5342.012	CONTRACT - AUTO SPRINKLER	0.00	0.00	0.00	106,050.00	0.00	-106,050.00	-100.00%
354.1099.5342.013	CONTRACT - PLUMBING	0.00	0.00	35,362.80	1,811,761.00	0.00	-1,811,761.00	-100.00%
354.1099.5342.014	CONTRACT - ELECTRIC	0.00	0.00	0.00	513,000.00	500,000.00	-13,000.00	-2.53%
354.1099.5342.015	CONTRACT-Communications Tov	0.00	0.00	0.00	0.00	227,500.00	227,500.00	0.00%
354.1099.5386.000	CONTRACT LAWN CARE	75.00	0.00	100.00	100.00	0.00	-100.00	-100.00%
354.1099.5440.000	TAXES PAID	0.00	0.00	771.00	771.00	0.00	-771.00	-100.00%
354.1099.5481.000	ELECTRICITY	0.00	0.00	343.65	500.00	0.00	-500.00	-100.00%
354.1099.5485.000	STORM WATER FEES	85.92	0.00	0.00	0.00	0.00	0.00	0.00%
354.1099.5750.000	OTHER CAP EQUIP>$5,000	0.00	0.00	0.00	0.00	17,000.00	17,000.00	0.00%
354.1099.5781.000	LAND ACQUISITION	470,000.00	470,000.00	0.00	0.00	0.00	0.00	0.00%
354.1099.5830.000	OTHER DEBT SERV EXP	265.00	300.00	250.00	500.00	0.00	-500.00	-100.00%
354.6021.5215.000	BANK CHARGES	15.00	0.00	15.00	0.00	0.00	0.00	0.00%
354.9000.7500.611	TR TO WPCP	300,000.00	0.00	0.00	0.00	0.00	0.00	0.00%
	Total Expense:	**1,660,159.24**	**9,470,300.00**	**1,392,384.02**	**9,000,000.00**	**6,742,000.00**	**-2,258,000.00**	**-25.09%**
	Total Fund: 354 - POLICE & FIRE STATIONS:	**3,507,947.45**	**3,230,700.00**	**11,437,555.10**	**3,701,600.00**	**-6,722,000.00**	**-10,423,600.00**	**-281.60%**

Budget Comparison Report

Account Number		2016-2017 Total Activity	2017-2018 Total Budget	2017-2018 YTD Activity Through Dec	Parent Budget 2017-2018 2017-2018Work...	Comparison 1 Budget 2018-2019 FY2019 No PolFire	Comparison 1 to Parent Budget Increase / (Decrease)	%
Fund: 355 - 2015 GO BONDS (D&D)								
Revenue								
355.6021.4610.000	INTEREST ON INVESTMENTS	2,012.55	0.00	723.03	1,000.00	500.00	-500.00	-50.00%
355.9000.6500.353	TRANSFERS IN - 2014 BONDS	481,712.28	0.00	0.00	0.00	0.00	0.00	0.00%
355.9000.6500.356	TRANSFERS IN - 16 BONDS	204,648.58	0.00	0.00	0.00	0.00	0.00	0.00%
	Total Revenue:	**688,373.41**	**0.00**	**723.03**	**1,000.00**	**500.00**	**-500.00**	**-50.00%**
Expense								
355.1075.5230.000	CONSULTING & PROF FEES	1,597.45	0.00	0.00	0.00	0.00	0.00	0.00%
355.1075.5234.000	LEGAL EXPENSES	930.00	0.00	669.03	0.00	0.00	0.00	0.00%
355.1075.5264.000	RESIDENTIAL DEMO	0.00	0.00	50,627.65	75,000.00	0.00	-75,000.00	-100.00%
355.1075.5264.780	RESIDENTIAL DEMOLITION	67,173.00	0.00	0.00	0.00	0.00	0.00	0.00%
355.1075.5342.000	CONTRACT-OUTSIDE HELP	6,600.00	0.00	6,688.36	10,000.00	0.00	-10,000.00	-100.00%
355.1075.5600.000	SUPPLIES	196.35	0.00	0.00	0.00	0.00	0.00	0.00%
355.2010.5210.000	ADVERTISING & LEGAL PUB	126.07	0.00	0.00	0.00	0.00	0.00	0.00%
355.2010.5233.000	ENGINEERING FEES	15,121.27	0.00	0.00	5,000.00	0.00	-5,000.00	-100.00%
355.2010.5234.000	LEGAL EXPENSES	60.00	0.00	0.00	0.00	0.00	0.00	0.00%
355.2010.5261.000	RESIDENTIAL CLEANUP	0.00	0.00	0.00	0.00	0.00	0.00	0.00%
355.2010.5342.000	CONTRACT OUTSIDE HELP	0.00	0.00	0.00	0.00	50,000.00	50,000.00	0.00%
355.2010.5350.000	CONTRACT-ASPHALT RESURF	840,028.16	0.00	0.00	0.00	0.00	0.00	0.00%
355.2010.5351.000	CONTRACT-CONCRETE REPAIR	1,083,484.55	0.00	0.00	0.00	0.00	0.00	0.00%
355.2010.5410.000	REPAIR/MAINT-EQUIP,VEHCL	1,175.50	0.00	0.00	0.00	0.00	0.00	0.00%
355.2060.5210.000	ADVERTISING & LEGAL PUB	26.62	0.00	0.00	0.00	0.00	0.00	0.00%
355.9000.7500.391	TRANSFER OUT - TIF DISTRICT 4	497,065.00	0.00	0.00	0.00	0.00	0.00	0.00%
	Total Expense:	**2,513,583.97**	**0.00**	**57,985.04**	**90,000.00**	**50,000.00**	**-40,000.00**	**-44.44%**
	Total Fund: 355 - 2015 GO BONDS (D&D):	**-1,825,210.56**	**0.00**	**-57,262.01**	**-89,000.00**	**-49,500.00**	**39,500.00**	**-44.38%**

Budget Comparison Report

Account Number		2016-2017 Total Activity	2017-2018 Total Budget	2017-2018 YTD Activity Through Dec	Parent Budget 2017-2018 2017-2018Work...	Comparison 1 Budget 2018-2019 FY2019 No PolFire	Comparison 1 to Parent Budget Increase / (Decrease)	%
Fund: 356 - 2016 BONDS - STREET PROJECTS								
Revenue								
356.2010.4610.000	INTEREST ON INVESTMENTS	12,124.22	10,000.00	1,193.48	1,194.00	0.00	-1,194.00	-100.00%
356.2010.4990.000	Proceeds of LT Debt	2,087,592.01	0.00	0.00	0.00	0.00	0.00	0.00%
356.9000.6500.110	TRANSFER IN - RUT	0.00	0.00	687,954.26	687,954.00	0.00	-687,954.00	-100.00%
356.9000.6500.121	TRANSFER IN - LOST	0.00	0.00	687,954.26	687,954.00	0.00	-687,954.00	-100.00%
356.9000.6500.393	TRANSFER IN - TIF IV	0.00	0.00	-433.27	0.00	0.00	0.00	0.00%
	Total Revenue:	**2,099,716.23**	**10,000.00**	**1,376,668.73**	**1,377,102.00**	**0.00**	**-1,377,102.00**	**-100.00%**
Expense								
356.2010.5210.000	ADVERTISING & LEGAL PUB	63.62	100.00	0.00	0.00	0.00	0.00	0.00%
356.2010.5230.000	CONSULTING & PROF FEES	12,846.85	13,000.00	0.00	0.00	0.00	0.00	0.00%
356.2010.5233.000	ENGINEERING FEES	28,440.34	0.00	0.00	29,116.00	0.00	-29,116.00	-100.00%
356.2010.5234.000	LEGAL EXPENSES	6,414.65	7,000.00	0.00	0.00	0.00	0.00	0.00%
356.2010.5342.000	CONTRACT-OUTSIDE HELP	0.00	1,868,329.00	0.00	0.00	0.00	0.00	0.00%
356.2010.5348.000	CONTRACT-OTHER	0.00	0.00	273,891.77	273,892.00	0.00	-273,892.00	-100.00%
356.2010.5350.000	CONTRACT-ASPHALT RESURF	0.00	0.00	994,923.09	994,923.00	0.00	-994,923.00	-100.00%
356.2010.5351.000	CONTRACT-CONCRETE REPAIR	0.00	0.00	2,268,585.07	1,926,371.00	0.00	-1,926,371.00	-100.00%
356.2010.5830.000	OTHER DEBT SERV EXP	101.75	500.00	0.00	0.00	0.00	0.00	0.00%
356.9000.7500.355	TRANSFER OUT - 15 BONDS	204,648.58	0.00	0.00	0.00	0.00	0.00	0.00%
	Total Expense:	**252,515.79**	**1,888,929.00**	**3,537,399.93**	**3,224,302.00**	**0.00**	**-3,224,302.00**	**-100.00%**
Total Fund: 356 - 2016 BONDS - STREET PROJECTS:		**1,847,200.44**	**-1,878,929.00**	**-2,160,731.20**	**-1,847,200.00**	**0.00**	**1,847,200.00**	**-100.00%**

Budget Comparison Report

Account Number		2017-2018 Total Budget	2017-2018 YTD Activity Through Dec	Parent Budget 2017-2018 2017-2018Work...	Comparison 1 Budget 2018-2019 FY2019 No PolFire	Comparison 1 to Parent Budget Increase / (Decrease)	%
Fund: 357 - 2018 CY STREET PROJECTS							
Revenue							
357.9000.6500.110	TRANSFER IN RUT	0.00	0.00	0.00	0.00	625,000.00	625,000.00	0.00%
357.9000.6500.121	TRANSFER IN - LOST	0.00	0.00	0.00	250,000.00	375,000.00	125,000.00	50.00%
	Total Revenue:	**0.00**	**0.00**	**0.00**	**250,000.00**	**1,000,000.00**	**750,000.00**	**300.00%**
Expense							
357.2010.5348.000	CONTRACT-OTHER	0.00	0.00	0.00	250,000.00	1,000,000.00	750,000.00	300.00%
	Total Expense:	**0.00**	**0.00**	**0.00**	**250,000.00**	**1,000,000.00**	**750,000.00**	**300.00%**
	Total Fund: 357 - 2018 CY STREET PROJECTS:	**0.00**	**0.00**	**0.00**	**0.00**	**0.00**	**0.00**	**0.00%**

Budget Comparison Report

Account Number		2016-2017 Total Activity	2017-2018 Total Budget	2017-2018 YTD Activity Through Dec	Parent Budget 2017-2018 2017-2018Work...	Comparison 1 Budget 2018-2019 FY2019 No PolFire	Comparison 1 to Parent Budget Increase / (Decrease)	%
Fund: 382 - PUBLIC WORKS FACILITY								
Revenue								
382.6021.4610.000	INTEREST ON INVESTMENTS	6.24	0.00	4.46	5.00	0.00	-5.00	-100.00%
	Total Revenue:	**6.24**	**0.00**	**4.46**	**5.00**	**0.00**	**-5.00**	**-100.00%**
Expense								
382.2010.5750.000	OTHER CAP EQUIP >$5,000	0.00	0.00	1,270.44	1,271.00	0.00	-1,271.00	-100.00%
	Total Expense:	**0.00**	**0.00**	**1,270.44**	**1,271.00**	**0.00**	**-1,271.00**	**-100.00%**
	Total Fund: 382 - PUBLIC WORKS FACILITY:	**6.24**	**0.00**	**-1,265.98**	**-1,266.00**	**0.00**	**1,266.00**	**-100.00%**

Budget Comparison Report

Account Number		2016-2017 Total Activity	2017-2018 Total Budget	2017-2018 YTD Activity Through Dec	Parent Budget 2017-2018 2017-2018Work...	Comparison 1 Budget 2018-2019 FY2019 No PolFire	Comparison 1 to Parent Budget Increase / (Decrease)	%
Fund: 391 - TIF DISTRICT II CAP PROJECTS								
Revenue								
391.2012.4330.000	STATE GRANT/REIMB	330,972.98	0.00	0.00	0.00	0.00	0.00	0.00%
391.2012.4878.000	REFUNDS/REIMB	399,061.25	0.00	0.00	0.00	0.00	0.00	0.00%
391.9000.6500.355	TRANSFER IN - 15 BONDS	497,065.00	0.00	0.00	0.00	0.00	0.00	0.00%
	Total Revenue:	**1,227,099.23**	**0.00**	**0.00**	**0.00**	**0.00**	**0.00**	**0.00%**
Expense								
391.2012.5230.000	CONSULTING & PROF FEES	51,893.40	0.00	0.00	0.00	0.00	0.00	0.00%
391.2012.5233.000	ENGINEERING FEES	33,649.75	0.00	0.00	0.00	0.00	0.00	0.00%
391.2012.5348.000	CONTRACT-OTHER	-11,573.05	0.00	0.00	0.00	0.00	0.00	0.00%
391.2012.5351.000	CONTRACT-CONCRETE REPAIR	365,389.33	0.00	0.00	0.00	0.00	0.00	0.00%
	Total Expense:	**439,359.43**	**0.00**	**0.00**	**0.00**	**0.00**	**0.00**	**0.00%**
	Total Fund: 391 - TIF DISTRICT II CAP PROJECTS:	**787,739.80**	**0.00**	**0.00**	**0.00**	**0.00**	**0.00**	**0.00%**

Budget Comparison Report

Account Number		2016-2017 Total Activity	2017-2018 Total Budget	2017-2018 YTD Activity Through Dec	Parent Budget 2017-2018 2017-2018Work...	Comparison 1 Budget 2018-2019 FY2019 No PolFire	Comparison 1 to Parent Budget Increase / (Decrease)	%
Fund: 392 - TIF DISTRICT III CAP PROJECTS								
Revenue								
392.6021.4610.000	INTEREST ON INVESTMENTS	38.14	25.00	34.27	25.00	25.00	0.00	0.00%
	Total Revenue:	**38.14**	**25.00**	**34.27**	**25.00**	**25.00**	**0.00**	**0.00%**
Expense								
392.2060.5233.000	ENGINEERING FEES	0.00	0.00	14,272.62	0.00	0.00	0.00	0.00%
	Total Expense:	**0.00**	**0.00**	**14,272.62**	**0.00**	**0.00**	**0.00**	**0.00%**
	Total Fund: 392 - TIF DISTRICT III CAP PROJECTS:	**38.14**	**25.00**	**-14,238.35**	**25.00**	**25.00**	**0.00**	**0.00%**

Budget Comparison Report

Account Number		2016-2017 Total Activity	2017-2018 Total Budget	2017-2018 YTD Activity Through Dec	Parent Budget 2017-2018 2017-2018Work...	Comparison 1 Budget 2018-2019 FY2019 No PolFire	Comparison 1 to Parent Budget Increase / (Decrease)	%
Fund: 393 - TIF DISTRICT IV CAP PROJECTS								
Revenue								
393.9000.6500.125	TRNS FRM TIF FUND	0.00	50,000.00	88,907.90	106,727.00	163,250.00	56,523.00	52.96%
	Total Revenue:	**0.00**	**50,000.00**	**88,907.90**	**106,727.00**	**163,250.00**	**56,523.00**	**52.96%**
Expense								
393.1075.5264.000	RESIDENTIAL DEMOLITION	0.00	0.00	0.00	20,000.00	0.00	-20,000.00	-100.00%
393.2010.5233.000	ENGINEERING FEES	2,477.30	0.00	0.00	0.00	0.00	0.00	0.00%
393.2011.5351.000	CONTRACT - CONCRETE REPAIR	0.00	0.00	85,983.60	0.00	0.00	0.00	0.00%
393.2012.5351.000	CONTRACT-CONCRETE REPAIR	0.00	50,000.00	0.00	84,250.00	0.00	-84,250.00	-100.00%
393.4065.5342.000	CONTRACT - OUTSIDE HELP	0.00	0.00	0.00	0.00	163,250.00	163,250.00	0.00%
393.9000.7500.353	TRANSFER OUT - 14 BONDS	0.00	0.00	13.73	0.00	0.00	0.00	0.00%
393.9000.7500.356	TRANSFER OUT - 2016 BONDS	0.00	0.00	-433.27	0.00	0.00	0.00	0.00%
	Total Expense:	**2,477.30**	**50,000.00**	**85,564.06**	**104,250.00**	**163,250.00**	**59,000.00**	**56.59%**
	Total Fund: 393 - TIF DISTRICT IV CAP PROJECTS:	**-2,477.30**	**0.00**	**3,343.84**	**2,477.00**	**0.00**	**-2,477.00**	**-100.00%**

Budget Comparison Report

Account Number		2016-2017 Total Activity	2017-2018 Total Budget	2017-2018 YTD Activity Through Dec	Parent Budget 2017-2018 2017-2018Work...	Comparison 1 Budget 2018-2019 FY2019 No PolFire	Comparison 1 to Parent Budget Increase / (Decrease)	%
Fund: 610 - WATER POLLUTION CONTROL								
Revenue								
610.9000.6500.110	TR FRM ROAD USE TAX	0.00	0.00	7,430.34	7,431.00	0.00	-7,431.00	-100.00%
610.9000.6500.238	TR FRM WPCP STORM WA	4,800.00	0.00	0.00	0.00	0.00	0.00	0.00%
610.9000.6500.611	TR FRM WPCP REVENUE	5,804,481.26	0.00	2,327,246.40	0.00	0.00	0.00	0.00%
	Total Revenue:	**5,809,281.26**	**0.00**	**2,334,676.74**	**7,431.00**	**0.00**	**-7,431.00**	**-100.00%**
Expense								
610.8015.5010.010	REGULAR-NON UNION	366,714.14	401,374.00	194,100.54	401,374.00	407,392.00	6,018.00	1.50%
610.8015.5010.050	REGULAR-WPCP UNION	415,821.24	434,788.00	214,437.89	434,788.00	450,814.00	16,026.00	3.69%
610.8015.5020.010	OVERTIME-NON UNION	1,689.63	0.00	392.72	0.00	0.00	0.00	0.00%
610.8015.5020.050	OVERTIME-WPCP UNION	20,282.86	0.00	9,803.47	20,000.00	20,000.00	0.00	0.00%
610.8015.5030.070	PART-TIME TEMPORARY	2,761.52	10,000.00	972.50	10,000.00	10,000.00	0.00	0.00%
610.8015.5050.060	PART-TIME REGULAR	21,722.75	22,383.00	21,873.69	22,383.00	26,249.00	3,866.00	17.27%
610.8015.5056.040	OTHR DEPT-PPME UNION	81.12	0.00	0.00	0.00	0.00	0.00	0.00%
610.8015.5057.010	CAR REIMB-NON UNION	112.50	0.00	450.00	720.00	540.00	-180.00	-25.00%
610.8015.5060.010	TERM PAYOUTS-NON UNION	3,739.12	0.00	0.00	0.00	0.00	0.00	0.00%
610.8015.5061.050	RHSA PAYOUTS-WPCP UNION	0.00	0.00	0.00	0.00	24,057.00	24,057.00	0.00%
610.8015.5101.010	SOCIAL SECURITY-NON UNION	22,201.77	24,600.00	11,344.37	24,600.00	25,072.00	472.00	1.92%
610.8015.5101.040	SOCIAL SECURITY-PPME UNION	4.90	0.00	0.00	0.00	0.00	0.00	0.00%
610.8015.5101.050	SOCIAL SECURITY-WPCP UNION	25,678.70	26,956.00	13,228.10	26,956.00	29,190.00	2,234.00	8.29%
610.8015.5101.060	SOCIAL SECURITY-PT REGULAR	1,346.81	1,387.00	1,356.18	1,387.00	1,627.00	240.00	17.30%
610.8015.5101.070	SOCIAL SECURITY-PT TEMP	171.21	620.00	60.30	620.00	620.00	0.00	0.00%
610.8015.5102.010	MEDICARE-NON UNION	5,192.51	5,833.00	2,719.45	5,833.00	5,915.00	82.00	1.41%
610.8015.5102.040	MEDICARE-PPME UNION	1.15	0.00	0.00	0.00	0.00	0.00	0.00%
610.8015.5102.050	MEDICARE-WPCP UNION	6,005.45	6,304.00	3,093.73	6,304.00	6,827.00	523.00	8.30%
610.8015.5102.060	MEDICARE-PT REGULAR	314.99	325.00	317.18	325.00	381.00	56.00	17.23%
610.8015.5102.070	MEDICARE-TEMPORARY	40.03	145.00	14.10	145.00	145.00	0.00	0.00%
610.8015.5111.010	IPERS-NON UNION	32,856.57	35,843.00	17,368.24	35,843.00	38,509.00	2,666.00	7.44%
610.8015.5111.040	IPERS-PPME UNION	7.25	0.00	0.00	0.00	0.00	0.00	0.00%
610.8015.5111.050	IPERS-WPCP UNION	38,944.16	38,827.00	20,024.73	38,827.00	44,445.00	5,618.00	14.47%
610.8015.5111.060	IPERS-PT REGULAR	1,939.87	1,999.00	1,953.33	1,999.00	2,478.00	479.00	23.96%
610.8015.5121.010	GRP INSUR-NON UNION	53,810.07	55,088.00	27,633.16	55,088.00	54,457.00	-631.00	-1.15%
610.8015.5121.040	GRP INSUR-PPME UNION	10.96	0.00	0.00	0.00	0.00	0.00	0.00%
610.8015.5121.050	GRP INSUR-WPCP UNION	65,264.30	67,170.00	32,746.80	67,170.00	67,170.00	0.00	0.00%
610.8015.5122.000	RETIREES GRP HLTH INS	29,237.76	29,969.00	14,618.88	29,969.00	29,969.00	0.00	0.00%
610.8015.5123.010	WORKCOMP-NON UNION	6,547.06	881.00	2,179.75	881.00	609.00	-272.00	-30.87%
610.8015.5123.040	WORKCOMP-PPME UNION	7.09	0.00	0.00	0.00	0.00	0.00	0.00%
610.8015.5123.050	WORKCOMP-WPCP UNION	9,628.99	9,637.00	3,185.79	9,637.00	6,689.00	-2,948.00	-30.59%
610.8015.5123.060	WORKCOMP-PT REGULAR	481.46	496.00	310.76	496.00	373.00	-123.00	-24.80%

Budget Comparison Report

Account Number		2016-2017 Total Activity	2017-2018 Total Budget	2017-2018 YTD Activity Through Dec	Parent Budget 2017-2018 2017-2018Work...	Comparison 1 Budget 2018-2019 FY2019 No PolFire	Comparison 1 to Parent Budget Increase / (Decrease)	%
610.8015.5123.070	WORKCOMP-TEMPORARY	61.22	222.00	13.82	222.00	142.00	-80.00	-36.04%
610.8015.5132.000	CLOTHING EXPENSE	3,093.83	5,560.00	1,716.54	5,560.00	5,560.00	0.00	0.00%
610.8015.5151.000	PHYSICALS/IMMUNIZATIONS	387.00	700.00	175.00	700.00	700.00	0.00	0.00%
610.8015.5210.000	ADVERTISING & LEGAL PUB	641.62	1,000.00	0.00	1,000.00	1,000.00	0.00	0.00%
610.8015.5216.000	BACKGROUND CHECKS	0.00	60.00	15.00	60.00	60.00	0.00	0.00%
610.8015.5220.000	COLLECTION COSTS/REFUNDS	93,596.16	81,000.00	47,072.58	94,200.00	94,200.00	0.00	0.00%
610.8015.5230.000	CONSULTING & PROF FEES	4,839.72	70,000.00	0.00	70,000.00	70,000.00	0.00	0.00%
610.8015.5231.000	ACCOUNTING FEES	69,999.93	73,500.00	36,750.00	73,500.00	73,500.00	0.00	0.00%
610.8015.5232.000	AUDITING FEES	2,700.00	2,500.00	0.00	2,500.00	2,500.00	0.00	0.00%
610.8015.5233.000	ENGINEERING FEES	49,233.66	100,000.00	104,454.52	100,000.00	125,000.00	25,000.00	25.00%
610.8015.5234.000	LEGAL EXPENSES	1,237.50	2,500.00	112.50	2,500.00	2,500.00	0.00	0.00%
610.8015.5251.000	LICENSE & PERMITS	1,788.00	1,900.00	2,440.50	1,900.00	2,700.00	800.00	42.11%
610.8015.5280.000	DUES, MEMBER, SUBSCRIPTN	1,083.00	1,200.00	190.00	1,200.00	1,200.00	0.00	0.00%
610.8015.5290.000	INSURANCE - GENERAL	13,059.96	26,880.00	0.00	26,880.00	26,880.00	0.00	0.00%
610.8015.5300.000	INSURANCE - TORT LIAB	6,923.70	6,480.00	0.00	6,480.00	6,480.00	0.00	0.00%
610.8015.5339.000	MEDICAL CLAIMS PAID BY CITY	53.68	0.00	153.20	0.00	0.00	0.00	0.00%
610.8015.5341.000	FLEXIBLE BENEFIT CLAIMS	145.85	0.00	0.00	0.00	0.00	0.00	0.00%
610.8015.5342.000	CONTRACT-OUTSIDE HELP	198,497.15	265,000.00	122,781.61	265,000.00	260,500.00	-4,500.00	-1.70%
610.8015.5344.000	CONTRACT-MAINTENANCE	10,391.38	15,800.00	5,918.18	15,800.00	15,800.00	0.00	0.00%
610.8015.5347.000	CONTRACT-SOFTWARE MAINT	3,709.50	4,250.00	561.50	4,250.00	4,250.00	0.00	0.00%
610.8015.5347.150	CONTRACT-CMPTR TECH SPPRT	0.00	1,500.00	0.00	1,500.00	1,500.00	0.00	0.00%
610.8015.5351.000	CONTRACT-CONCRETE REPAIR	50,053.15	0.00	0.00	0.00	0.00	0.00	0.00%
610.8015.5360.000	POSTAGE & SHIPPING	1,619.78	2,200.00	288.97	2,200.00	2,200.00	0.00	0.00%
610.8015.5380.000	RENTS & LEASES	619.50	1,000.00	189.00	1,000.00	1,000.00	0.00	0.00%
610.8015.5386.000	CONTRACT LAWN CARE	1,435.00	0.00	3,485.00	0.00	4,500.00	4,500.00	0.00%
610.8015.5410.000	REPAIRS & MAINTENANCE	58,170.80	120,000.00	21,158.69	120,000.00	120,000.00	0.00	0.00%
610.8015.5411.000	RPR/MAINT - CIP	0.00	261,300.00	0.00	0.00	0.00	0.00	0.00%
610.8015.5440.000	TAXES PAID	57,910.00	150,000.00	4,794.00	10,000.00	10,000.00	0.00	0.00%
610.8015.5441.000	SALES TAXES PAID/RECEIVED	7,988.00	21,000.00	59,526.77	21,000.00	21,000.00	0.00	0.00%
610.8015.5450.000	TELEPHONE/OTHR COMMNCTN	5,229.23	5,400.00	2,802.29	5,400.00	6,000.00	600.00	11.11%
610.8015.5451.000	OTHR COMMNCTN/AIR CARDS	437.19	1,320.00	0.00	1,320.00	0.00	-1,320.00	-100.00%
610.8015.5460.000	CONFERENCE EXPENSE	4,001.60	7,500.00	1,095.00	7,500.00	7,500.00	0.00	0.00%
610.8015.5465.000	TRAVEL - HOTEL/MOTEL	0.00	0.00	1,617.51	0.00	1,600.00	1,600.00	0.00%
610.8015.5472.000	MILEAGE REIMBURSE	0.00	0.00	0.00	0.00	0.00	0.00	0.00%
610.8015.5481.000	ELECTRICITY	262,232.43	280,000.00	135,690.21	280,000.00	280,000.00	0.00	0.00%
610.8015.5482.000	NATURAL GAS	15,424.54	105,000.00	8,145.09	20,000.00	20,000.00	0.00	0.00%
610.8015.5483.000	WATER	16,402.59	14,400.00	8,019.00	17,000.00	17,000.00	0.00	0.00%
610.8015.5484.000	PROPANE	127.82	230.00	74.76	230.00	230.00	0.00	0.00%
610.8015.5485.000	STORM WATER FEES	2,606.56	2,370.00	2,453.13	2,500.00	2,500.00	0.00	0.00%

Budget Comparison Report

Account Number		2016-2017 Total Activity	2017-2018 Total Budget	2017-2018 YTD Activity Through Dec	Parent Budget 2017-2018 2017-2018Work...	Comparison 1 Budget 2018-2019 FY2019 No PolFire	Comparison 1 to Parent Budget Increase / (Decrease)	%
610.8015.5487.000	FUEL OIL	493.92	2,000.00	0.00	2,000.00	2,000.00	0.00	0.00%
610.8015.5565.000	VEHICLE OPER/MAINT SPPLY	2,501.68	0.00	3,956.50	5,500.00	5,500.00	0.00	0.00%
610.8015.5570.000	VEHICLE GAS	1,792.37	5,500.00	1,611.72	2,500.00	2,500.00	0.00	0.00%
610.8015.5570.010	VEHICLE GAS	731.32	6,600.00	0.00	0.00	0.00	0.00	0.00%
610.8015.5571.000	VEHICLE DIESEL FUEL	541.82	1,400.00	281.93	1,400.00	1,400.00	0.00	0.00%
610.8015.5600.000	OPERATING SUPPLIES	156,378.30	225,000.00	62,167.80	225,000.00	225,000.00	0.00	0.00%
610.8015.5603.000	LAB EXPENSES	34,184.84	34,100.00	10,381.89	34,100.00	40,000.00	5,900.00	17.30%
610.8015.5605.000	OFFICE SUPPLIES	1,031.21	0.00	642.32	0.00	1,500.00	1,500.00	0.00%
610.8015.5612.000	COMPUTER COMPONENTS	2,169.88	3,000.00	3,263.30	3,000.00	3,000.00	0.00	0.00%
610.8015.5702.000	MINOR OFFICE FURN/EQUIP	0.00	0.00	48.60	0.00	0.00	0.00	0.00%
610.8015.5703.000	MINOR COMPUTER	1,246.95	2,000.00	0.00	2,000.00	2,000.00	0.00	0.00%
610.8015.5718.000	MINOR EQUIP, UNCLASSFIED	67,241.55	39,000.00	12,153.46	39,000.00	39,000.00	0.00	0.00%
610.8015.5750.000	OTHER CAP EQUIP > $5,000	395,058.13	812,500.00	717,460.13	1,485,300.00	420,000.00	-1,065,300.00	-71.72%
610.8015.5776.000	BUILDINGS & IMPROVEMENTS	19,710.00	295,000.00	0.00	250,000.00	370,000.00	120,000.00	48.00%
610.8015.5810.000	PRINCIPAL REDEMPTION	468,427.90	479,686.00	49,684.61	479,686.00	495,959.00	16,273.00	3.39%
610.8015.5820.000	INTEREST PAYMENTS	132,230.44	123,573.00	61,944.56	123,573.00	113,749.00	-9,824.00	-7.95%
610.8015.5830.000	OTHER DEBT SERV EXP	1,000.00	500.00	250.00	1,000.00	1,000.00	0.00	0.00%
610.8015.5980.000	REFUNDS/REIMB	7,867.97	4,000.00	5,791.30	6,500.00	6,500.00	0.00	0.00%
610.8016.5010.010	REGULAR-NON UNION	85,728.56	87,944.00	46,102.41	87,944.00	89,716.00	1,772.00	2.01%
610.8016.5010.040	REGULAR-PPME UNION	145,976.49	153,334.00	76,352.39	153,334.00	157,406.00	4,072.00	2.66%
610.8016.5020.040	OVERTIME-PPME UNION	4,827.55	0.00	2,650.38	0.00	0.00	0.00	0.00%
610.8016.5020.050	OVERTIME-WPCP UNION	150.57	0.00	0.00	0.00	0.00	0.00	0.00%
610.8016.5056.040	OTHR DEPT-PPME UNION	37.78	0.00	0.00	0.00	0.00	0.00	0.00%
610.8016.5101.010	SOCIAL SECURITY-NON UNION	5,113.97	5,453.00	2,742.35	5,453.00	5,562.00	109.00	2.00%
610.8016.5101.040	SOCIAL SECURITY-PPME UNION	9,014.26	9,507.00	4,683.40	9,507.00	9,759.00	252.00	2.65%
610.8016.5101.050	SOCIAL SECURITY-WPCP UNION	8.40	0.00	0.00	0.00	0.00	0.00	0.00%
610.8016.5102.010	MEDICARE-NON UNION	1,196.03	1,275.00	641.48	1,275.00	1,301.00	26.00	2.04%
610.8016.5102.040	MEDICARE-PPME UNION	2,108.30	2,223.00	1,095.16	2,223.00	2,282.00	59.00	2.65%
610.8016.5102.050	MEDICARE-WPCP UNION	1.96	0.00	0.00	0.00	0.00	0.00	0.00%
610.8016.5111.010	IPERS-NON UNION	7,655.68	7,853.00	4,117.04	7,853.00	8,469.00	616.00	7.84%
610.8016.5111.040	IPERS-PPME UNION	13,595.04	13,693.00	7,054.88	13,693.00	14,859.00	1,166.00	8.52%
610.8016.5111.050	IPERS-WPCP UNION	13.45	0.00	0.00	0.00	0.00	0.00	0.00%
610.8016.5121.010	GRP INSUR-NON UNION	11,509.55	10,993.00	6,193.89	10,993.00	16,717.00	5,724.00	52.07%
610.8016.5121.040	GRP INSUR-PPME UNION	28,645.98	29,417.00	14,364.23	29,417.00	29,417.00	0.00	0.00%
610.8016.5121.050	GRP INSUR-WPCP UNION	28.55	0.00	0.00	0.00	0.00	0.00	0.00%
610.8016.5122.000	RETIREES GRP HLTH INS	3,801.72	3,897.00	1,900.86	3,897.00	3,897.00	0.00	0.00%
610.8016.5123.010	WORKCOMP-NON UNION	2,250.85	3,599.00	817.54	3,599.00	2,621.00	-978.00	-27.17%
610.8016.5123.040	WORKCOMP-PPME UNION	6,474.94	6,276.00	2,308.10	6,276.00	4,599.00	-1,677.00	-26.72%
610.8016.5123.050	WORKCOMP-WPCP UNION	3.26	0.00	0.00	0.00	0.00	0.00	0.00%

Budget Comparison Report

Account Number		2016-2017 Total Activity	2017-2018 Total Budget	2017-2018 YTD Activity Through Dec	Parent Budget 2017-2018 2017-2018Work...	Comparison 1 Budget 2018-2019 FY2019 No PolFire	Comparison 1 to Parent Budget Increase / (Decrease)	%
610.8016.5132.000	CLOTHING EXPENSE	354.93	1,200.00	149.96	1,200.00	1,200.00	0.00	0.00%
610.8016.5151.000	PHYSICALS/IMMUNIZATIONS	127.20	315.00	189.00	315.00	315.00	0.00	0.00%
610.8016.5230.000	CONSULTING & PROF FEES	1,398.42	600.00	774.12	600.00	600.00	0.00	0.00%
610.8016.5233.000	ENGINEERING FEES	0.00	5,000.00	5,810.00	5,000.00	5,000.00	0.00	0.00%
610.8016.5234.000	LEGAL EXPENSES	480.00	0.00	345.68	0.00	500.00	500.00	0.00%
610.8016.5251.000	LICENSE & PERMITS	0.00	100.00	33.60	100.00	100.00	0.00	0.00%
610.8016.5280.000	DUES, MEMBER, SUBSCRIPTN	0.00	2,494.00	60.00	2,494.00	2,494.00	0.00	0.00%
610.8016.5290.000	INSURANCE - GENERAL	19,615.98	3,348.00	0.00	3,348.00	3,348.00	0.00	0.00%
610.8016.5300.000	INSURANCE - TORT LIAB	5,255.16	4,644.00	0.00	4,644.00	4,644.00	0.00	0.00%
610.8016.5339.000	MEDICAL CLAIMS PAID BY CITY	15.31	0.00	0.00	0.00	0.00	0.00	0.00%
610.8016.5342.000	CONTRACT-OUTSIDE HELP	5,727.49	2,700.00	61,103.35	2,700.00	6,000.00	3,300.00	122.22%
610.8016.5344.000	CONTRACT-MAINTENANCE	47,194.86	50,000.00	63,550.51	50,000.00	60,000.00	10,000.00	20.00%
610.8016.5347.000	CONTRACT-SOFTWARE MAINT	6,507.88	7,000.00	7,378.79	7,000.00	7,000.00	0.00	0.00%
610.8016.5360.000	POSTAGE & SHIPPING	18.80	200.00	0.00	200.00	200.00	0.00	0.00%
610.8016.5380.000	RENTS & LEASES	0.00	300.00	0.00	300.00	300.00	0.00	0.00%
610.8016.5410.000	REPAIRS & MAINTENANCE	18,330.40	15,000.00	6,112.69	15,000.00	18,000.00	3,000.00	20.00%
610.8016.5412.000	REPAIRS & MAINT LIFT STATION	0.00	7,500.00	7,821.30	7,500.00	11,500.00	4,000.00	53.33%
610.8016.5450.000	TELEPHONE/OTHR COMMNCTN	2,047.49	3,000.00	850.44	3,000.00	3,000.00	0.00	0.00%
610.8016.5451.000	OTHR COMMNCTN/AIR CARDS	0.00	1,095.00	0.00	1,095.00	0.00	-1,095.00	-100.00%
610.8016.5460.000	CONFERENCE EXPENSE	842.42	2,500.00	0.00	2,500.00	2,500.00	0.00	0.00%
610.8016.5465.000	TRAVEL- HOTEL/MOTEL	0.00	0.00	0.00	0.00	0.00	0.00	0.00%
610.8016.5481.000	ELECTRICITY	10,984.51	14,600.00	4,697.09	11,100.00	14,600.00	3,500.00	31.53%
610.8016.5482.000	NATURAL GAS	801.68	0.00	253.86	500.00	500.00	0.00	0.00%
610.8016.5483.000	WATER	0.00	0.00	1,300.00	3,000.00	3,000.00	0.00	0.00%
610.8016.5565.000	VEHICLE OPER/MAINT SPPLY	1,015.67	0.00	55.64	5,000.00	5,000.00	0.00	0.00%
610.8016.5570.000	VEHICLE GAS	2,055.40	3,000.00	1,826.32	4,000.00	4,000.00	0.00	0.00%
610.8016.5570.010	VEHICLE GAS	1,150.18	6,500.00	0.00	0.00	0.00	0.00	0.00%
610.8016.5571.000	VEHICLE DIESEL FUEL	1,603.79	3,100.00	851.26	1,600.00	1,600.00	0.00	0.00%
610.8016.5600.000	OPERATING SUPPLIES	10,884.25	16,000.00	2,268.56	16,000.00	15,000.00	-1,000.00	-6.25%
610.8016.5605.000	OFFICE SUPPLIES	39.86	0.00	211.58	500.00	1,000.00	500.00	100.00%
610.8016.5612.000	COMPUTER COMPONENTS	130.05	400.00	309.87	400.00	1,000.00	600.00	150.00%
610.8016.5615.000	LIFT STATION OPERATING SUPLY	4,014.99	1,500.00	716.29	9,000.00	13,000.00	4,000.00	44.44%
610.8016.5703.000	MINOR COMPUTER	119.55	3,000.00	0.00	3,000.00	3,000.00	0.00	0.00%
610.8016.5704.000	MINOR SOFTWARE <$5,000	0.00	0.00	918.00	0.00	0.00	0.00	0.00%
610.8016.5718.000	MINOR EQUIP, UNCLASSFIED	2,001.09	3,500.00	197.38	3,500.00	3,500.00	0.00	0.00%
610.8016.5719.000	MINOR EQUIP, LIFT STATIONS	0.00	5,000.00	314.75	5,000.00	5,000.00	0.00	0.00%
610.8016.5750.000	OTHER CAP EQUIP > $5,000	122,602.87	0.00	0.00	0.00	0.00	0.00	0.00%
610.8016.5765.000	LIFT STATIONS	21,050.00	58,600.00	0.00	6,500.00	26,000.00	19,500.00	300.00%
610.8016.5810.000	PRINCIPAL REDEMPTION	1,397,000.00	1,438,000.00	118,000.00	1,438,000.00	1,464,000.00	26,000.00	1.81%

Budget Comparison Report

Account Number		2016-2017 Total Activity	2017-2018 Total Budget	2017-2018 YTD Activity Through Dec	Parent Budget 2017-2018 2017-2018Work...	Comparison 1 Budget 2018-2019 FY2019 No PolFire	Comparison 1 to Parent Budget Increase / (Decrease)	%
610.8016.5820.000	INTEREST PAYMENTS	426,021.10	389,721.00	195,476.85	389,721.00	352,330.00	-37,391.00	-9.59%
610.8016.5830.000	OTHER DEBT SERV EXP	1,500.00	2,000.00	1,000.00	2,000.00	2,000.00	0.00	0.00%
	Total Expense:	**5,809,961.49**	**7,227,637.00**	**2,749,119.15**	**7,358,587.00**	**6,558,474.00**	**-800,113.00**	**-10.87%**
	Total Fund: 610 - WATER POLLUTION CONTROL:	**-680.23**	**-7,227,637.00**	**-414,442.41**	**-7,351,156.00**	**-6,558,474.00**	**792,682.00**	**-10.78%**

Budget Comparison Report

Account Number		2016-2017 Total Activity	2017-2018 Total Budget	2017-2018 YTD Activity Through Dec	Parent Budget 2017-2018 2017-2018Work...	Comparison 1 Budget 2018-2019 FY2019 No PolFire	Comparison 1 to Parent Budget Increase / (Decrease)	%
Fund: 611 - WPCP REVENUE								
Revenue								
611.6021.4610.000	INTEREST ON INVESTMENTS	43,344.06	9,000.00	47,056.54	75,000.00	75,000.00	0.00	0.00%
611.6021.4616.000	INT CHRGD - ACCTS REC	0.00	1,000.00	0.00	1,000.00	1,000.00	0.00	0.00%
611.8015.4230.000	MISC BUSNESS LIC/PRMTS	7,629.71	3,400.00	600.00	3,400.00	3,400.00	0.00	0.00%
611.8015.4310.000	WPCP FED OPER GRT/REIMB	0.00	96.00	0.00	96.00	96.00	0.00	0.00%
611.8015.4430.000	STORM SEWER CHARGES	79,182.15	0.00	28,337.57	0.00	0.00	0.00	0.00%
611.8015.4440.000	JBS SEWER CHARGES	2,613,860.78	2,000,000.00	1,011,557.58	2,000,000.00	2,000,000.00	0.00	0.00%
611.8015.4441.000	SEWER FEES	4,370,233.10	5,015,000.00	2,485,025.78	5,015,000.00	5,015,000.00	0.00	0.00%
611.8015.4442.000	SEWER CONNECTION CHARGES	4,430.00	4,000.00	0.00	4,000.00	4,000.00	0.00	0.00%
611.8015.4443.000	LAB TESTING FEES	43,288.88	49,000.00	20,280.00	49,000.00	49,000.00	0.00	0.00%
611.8015.4444.000	REFUSE HAULING & DUMPING	84,146.17	75,000.00	0.00	75,000.00	75,000.00	0.00	0.00%
611.8015.4445.000	MISC SEWER CHARGES	48,503.47	500.00	57,873.27	500.00	500.00	0.00	0.00%
611.8015.4616.000	INT CHRGD - ACCTS REC	95.22	0.00	0.00	0.00	0.00	0.00	0.00%
611.8015.4622.000	FARM INCOME	51,363.25	50,300.00	0.00	50,300.00	50,300.00	0.00	0.00%
611.8015.4870.000	SALES TAX REFNDS/COLLECTD	100,933.49	93,600.00	0.00	93,600.00	93,600.00	0.00	0.00%
611.8015.4871.000	LOT SALES TAX REFNDS/COLLCT	14,050.19	16,000.00	0.00	16,000.00	16,000.00	0.00	0.00%
611.8015.4875.000	REFND/REIMB: WPCP	6,187.63	0.00	7,241.33	0.00	0.00	0.00	0.00%
611.8015.4875.590	REFND/REIMB: SAN SWR	115.30	0.00	0.00	0.00	0.00	0.00	0.00%
611.8015.4876.000	MISC REV: WPCP	69.73	0.00	102.09	0.00	0.00	0.00	0.00%
611.8015.4876.010	UTILITY REIMBURSEMENT	94.21	0.00	0.00	0.00	0.00	0.00	0.00%
611.8015.4876.520	MISC REV: WPCP	2,746.56	0.00	0.00	0.00	0.00	0.00	0.00%
611.8015.4960.000	SALE OF F.A.-WPCP	67,100.00	0.00	0.00	0.00	0.00	0.00	0.00%
611.9000.6500.354	TR FROM POLICE/FIRE BLD	300,000.00	0.00	0.00	0.00	0.00	0.00	0.00%
	Total Revenue:	**7,837,373.90**	**7,316,896.00**	**3,658,074.16**	**7,382,896.00**	**7,382,896.00**	**0.00**	**0.00%**
Expense								
611.9000.7500.001	TR TO GENERAL	0.00	0.00	0.00	0.00	0.00	0.00	0.00%
611.9000.7500.354	TR TO POLICE/FIRE BLD	300,000.00	0.00	0.00	0.00	0.00	0.00	0.00%
611.9000.7500.610	TR TO OPERATING FUND	5,804,481.26	0.00	2,327,246.40	0.00	0.00	0.00	0.00%
	Total Expense:	**6,104,481.26**	**0.00**	**2,327,246.40**	**0.00**	**0.00**	**0.00**	**0.00%**
	Total Fund: 611 - WPCP REVENUE:	**1,732,892.64**	**7,316,896.00**	**1,330,827.76**	**7,382,896.00**	**7,382,896.00**	**0.00**	**0.00%**

Budget Comparison Report

Account Number		2016-2017 Total Activity	2017-2018 Total Budget	2017-2018 YTD Activity Through Dec	Parent Budget 2017-2018 2017-2018Work...	Comparison 1 Budget 2018-2019 FY2019 No PolFire	Comparison 1 to Parent Budget Increase / (Decrease)	%
Fund: 612 - WPCP REVENUE BOND FUND								
Revenue								
612.6021.4610.000	INTEREST ON INVESTMENTS	14,068.17	0.00	1,652.77	3,800.00	0.00	-3,800.00	-100.00%
	Total Revenue:	**14,068.17**	**0.00**	**1,652.77**	**3,800.00**	**0.00**	**-3,800.00**	**-100.00%**
Expense								
612.8016.5210.000	ADVERTISING & LEGAL PUB	0.00	0.00	0.00	0.00	0.00	0.00	0.00%
612.8016.5233.000	ENGINEERING FEES	39,895.00	0.00	130,080.00	216,755.00	0.00	-216,755.00	-100.00%
612.8016.5348.000	CONTRACT-OTHER	101,065.73	0.00	0.00	0.00	0.00	0.00	0.00%
612.9000.7500.616	TRANSFER OUT - SAN SEW REH/	4,744,397.76	0.00	0.00	0.00	0.00	0.00	0.00%
	Total Expense:	**4,885,358.49**	**0.00**	**130,080.00**	**216,755.00**	**0.00**	**-216,755.00**	**-100.00%**
	Total Fund: 612 - WPCP REVENUE BOND FUND:	**-4,871,290.32**	**0.00**	**-128,427.23**	**-212,955.00**	**0.00**	**212,955.00**	**-100.00%**

Budget Comparison Report

Account Number		2016-2017 Total Activity	2017-2018 Total Budget	2017-2018 YTD Activity Through Dec	Parent Budget 2017-2018 2017-2018Work...	Comparison 1 Budget 2018-2019 FY2019 No PolFire	Comparison 1 to Parent Budget Increase / (Decrease)	%
Fund: 614 - WPCP CAPITAL IMPROVEMENT RSRV								
Revenue								
614.6021.4610.000	INTEREST ON INVESTMENTS	4,894.06	2,700.00	4,393.24	5,000.00	5,000.00	0.00	0.00%
	Total Revenue:	**4,894.06**	**2,700.00**	**4,393.24**	**5,000.00**	**5,000.00**	**0.00**	**0.00%**
Total Fund: 614 - WPCP CAPITAL IMPROVEMENT RSRV:		**4,894.06**	**2,700.00**	**4,393.24**	**5,000.00**	**5,000.00**	**0.00**	**0.00%**

Budget Comparison Report

Account Number		2016-2017 Total Activity	2017-2018 Total Budget	2017-2018 YTD Activity Through Dec	Parent Budget 2017-2018 2017-2018Work...	Comparison 1 Budget 2018-2019 FY2019 No PolFire	Comparison 1 to Parent Budget Increase / (Decrease)	%
Fund: 615 - WPCP PLANT & IMPROVEMENTS								
Expense								
615.8015.5234.000	LEGAL EXPENSES	0.00	0.00	390.00	390.00	0.00	-390.00	-100.00%
	Total Expense:	**0.00**	**0.00**	**390.00**	**390.00**	**0.00**	**-390.00**	**-100.00%**
	Total Fund: 615 - WPCP PLANT & IMPROVEMENTS:	**0.00**	**0.00**	**390.00**	**390.00**	**0.00**	**-390.00**	**-100.00%**

Budget Comparison Report

Account Number		2016-2017 Total Activity	2017-2018 Total Budget	2017-2018 YTD Activity Through Dec	Parent Budget 2017-2018 2017-2018Work...	Comparison 1 Budget 2018-2019 FY2019 No PolFire	Comparison 1 to Parent Budget Increase / (Decrease)	%
Fund: 616 - SANITARY SEWER REHAB PROJECT								
Revenue								
616.6021.4610.000	INTEREST ON INVESTMENTS	2.51	0.00	0.00	0.00	0.00	0.00	0.00%
616.6021.4990.000	DEBT ISSUANCE	0.00	2,750,000.00	0.00	0.00	3,320,000.00	3,320,000.00	0.00%
616.9000.6500.612	TRANSFERS IN - FROM WPCP RE'	4,744,397.76	0.00	0.00	0.00	0.00	0.00	0.00%
	Total Revenue:	**4,744,400.27**	**2,750,000.00**	**0.00**	**0.00**	**3,320,000.00**	**3,320,000.00**	**0.00%**
Expense								
616.8016.5210.000	ADVERTISING & LEGAL PUB	145.44	0.00	0.00	0.00	0.00	0.00	0.00%
616.8016.5233.000	ENGINEERING FEES	418,429.51	0.00	51,708.69	0.00	100,000.00	100,000.00	0.00%
616.8016.5234.000	LEGAL EXPENSES	0.00	20,000.00	0.00	0.00	0.00	0.00	0.00%
616.8016.5342.000	CONTRACT-OUTSIDE HELP	4,327,085.72	1,780,000.00	238,442.11	620,000.00	2,600,000.00	1,980,000.00	319.35%
616.8016.5385.000	CONTRACT-TESTING	6,680.80	0.00	0.00	0.00	0.00	0.00	0.00%
	Total Expense:	**4,752,341.47**	**1,800,000.00**	**290,150.80**	**620,000.00**	**2,700,000.00**	**2,080,000.00**	**335.48%**
Total Fund: 616 - SANITARY SEWER REHAB PROJECT:		**-7,941.20**	**950,000.00**	**-290,150.80**	**-620,000.00**	**620,000.00**	**1,240,000.00**	**-200.00%**

Budget Comparison Report

Account Number		2016-2017 Total Activity	2017-2018 Total Budget	2017-2018 YTD Activity Through Dec	Parent Budget 2017-2018 2017-2018Work...	Comparison 1 Budget 2018-2019 FY2019 No PolFire	Comparison 1 to Parent Budget Increase / (Decrease)	%
Fund: 617 - SANITARY SEWER NEW CONSTRUCTN								
Revenue								
617.8015.4442.000	SEWER CONNECTION CHARGES	13,300.94	0.00	0.00	0.00	0.00	0.00	0.00%
617.8016.4442.000	SEWER CONNECTION CHARGES	24,434.71	0.00	14,000.00	14,000.00	14,000.00	0.00	0.00%
	Total Revenue:	**37,735.65**	**0.00**	**14,000.00**	**14,000.00**	**14,000.00**	**0.00**	**0.00%**
Total Fund: 617 - SANITARY SEWER NEW CONSTRUCTN:		**37,735.65**	**0.00**	**14,000.00**	**14,000.00**	**14,000.00**	**0.00**	**0.00%**

Budget Comparison Report

Account Number		2016-2017 Total Activity	2017-2018 Total Budget	2017-2018 YTD Activity Through Dec	Parent Budget 2017-2018 2017-2018Work...	Comparison 1 Budget 2018-2019 FY2019 No PolFire	Comparison 1 to Parent Budget Increase / (Decrease)	%
Fund: 690 - TRANSIT OPERATING								
Revenue								
690.6021.4610.000	INTEREST ON INVESTMENTS	501.89	1,000.00	274.01	500.00	500.00	0.00	0.00%
690.8050.4310.000	BUS-FED SEC 18 OPER ASST	201,966.00	210,000.00	6,040.00	210,000.00	210,000.00	0.00	0.00%
690.8050.4315.781	BUS-FED SEC 03 CAP ASST	0.00	311,000.00	0.00	95,000.00	369,900.00	274,900.00	289.37%
690.8050.4330.000	TRANSIT STATE GRANTS	98,519.67	0.00	93,429.17	180,000.00	180,000.00	0.00	0.00%
690.8050.4330.785	STATE BUS OPER ASSISTANCE	59,270.45	180,000.00	0.00	0.00	0.00	0.00	0.00%
690.8050.4460.000	BUS FARE BOX	36,345.69	40,000.00	16,399.55	40,000.00	40,000.00	0.00	0.00%
690.8050.4462.000	BUS SHELTERED WORK SHOPS	6,105.00	45,000.00	5,974.00	10,000.00	10,000.00	0.00	0.00%
690.8050.4464.000	BUS REVENUE PASSES	10,780.00	18,000.00	5,775.00	12,000.00	12,000.00	0.00	0.00%
690.8050.4465.000	BUS REV PASSES-STUDNT	2,880.00	9,000.00	4,960.00	9,000.00	9,000.00	0.00	0.00%
690.8050.4466.000	BUS TICKETS	5,346.00	5,000.00	1,550.00	5,000.00	5,000.00	0.00	0.00%
690.8050.4467.000	ADVERTISING ON BUSES	7,578.75	7,000.00	5,492.50	7,000.00	7,000.00	0.00	0.00%
690.8050.4875.000	RFNDS/REIMB: TRANSIT	149.00	2,000.00	0.00	2,000.00	2,000.00	0.00	0.00%
690.8050.4876.000	MISC REV: TRANSIT	1,170.50	2,000.00	0.00	2,000.00	2,000.00	0.00	0.00%
690.8050.4878.000	REFUNDS/REIMBS	1,766.05	0.00	0.00	0.00	0.00	0.00	0.00%
690.8050.4960.000	SALE OF F.A.-TRANSIT	100.00	0.00	0.00	0.00	0.00	0.00	0.00%
690.9000.6500.001	TR FRM GENERAL	175,516.58	179,847.00	98,220.83	179,847.00	256,481.00	76,634.00	42.61%
	Total Revenue:	**607,995.58**	**1,009,847.00**	**238,115.06**	**752,347.00**	**1,103,881.00**	**351,534.00**	**46.72%**
Expense								
690.8050.5010.010	REGULAR-NON UNION	271,967.92	300,410.00	140,197.74	300,410.00	307,268.00	6,858.00	2.28%
690.8050.5020.010	OVERTIME-NON UNION	22,850.44	0.00	14,974.90	0.00	0.00	0.00	0.00%
690.8050.5020.060	OVERTIME-PT REGULAR	0.00	0.00	127.44	0.00	0.00	0.00	0.00%
690.8050.5050.060	PART-TIME REGULAR	40,211.25	105,274.00	17,601.51	88,957.00	89,049.00	92.00	0.10%
690.8050.5060.010	TERM PAYOUTS-NON UNION	0.00	0.00	1,088.81	0.00	0.00	0.00	0.00%
690.8050.5060.060	TERM PAYOUTS-PT REG	321.60	0.00	0.00	0.00	0.00	0.00	0.00%
690.8050.5101.010	SOCIAL SECURITY-NON UNION	17,546.28	18,625.00	9,323.80	18,625.00	19,051.00	426.00	2.29%
690.8050.5101.060	SOCIAL SECURITY-PT REGULAR	2,513.01	6,527.00	1,099.18	5,515.00	5,521.00	6.00	0.11%
690.8050.5102.010	MEDICARE-NON UNION	4,103.59	4,356.00	2,180.48	4,356.00	4,455.00	99.00	2.27%
690.8050.5102.060	MEDICARE-PT REGULAR	587.72	1,526.00	257.11	1,289.00	1,291.00	2.00	0.16%
690.8050.5111.010	IPERS-NON UNION	26,327.30	26,827.00	13,857.01	26,827.00	29,006.00	2,179.00	8.12%
690.8050.5111.060	IPERS-PT REGULAR	3,590.85	9,401.00	1,583.23	7,944.00	8,406.00	462.00	5.82%
690.8050.5121.010	GRP INSUR-NON UNION	49,391.41	52,754.00	24,672.74	52,754.00	67,807.00	15,053.00	28.53%
690.8050.5122.000	RETIREES GRP HLTH INS	3,096.00	3,173.00	1,548.00	3,173.00	3,173.00	0.00	0.00%
690.8050.5123.010	WORKCOMP-NON UNION	10,686.65	12,146.00	3,963.62	12,146.00	8,600.00	-3,546.00	-29.19%
690.8050.5123.060	WORKCOMP-PT REGULAR	1,332.18	4,257.00	280.82	3,597.00	2,492.00	-1,105.00	-30.72%
690.8050.5132.000	CLOTHING EXPENSE	1,013.41	0.00	507.66	0.00	0.00	0.00	0.00%
690.8050.5151.000	PHYSICALS/IMMUNIZATIONS	227.64	1,000.00	128.00	500.00	500.00	0.00	0.00%
690.8050.5210.000	ADVERTISING & LEGAL PUB	1,315.98	1,000.00	711.24	1,000.00	1,000.00	0.00	0.00%

Budget Comparison Report

Account Number		2016-2017 Total Activity	2017-2018 Total Budget	2017-2018 YTD Activity Through Dec	Parent Budget 2017-2018 2017-2018Work...	Comparison 1 Budget 2018-2019 FY2019 No PolFire	Comparison 1 to Parent Budget Increase / (Decrease)	%
690.8050.5216.000	BACKGROUND CHECKS	15.00	0.00	0.00	0.00	50.00	50.00	0.00%
690.8050.5232.000	AUDITING FEES	600.00	550.00	0.00	0.00	0.00	0.00	0.00%
690.8050.5280.000	DUES, MEMBER, SUBSCRIPTN	6,972.47	1,500.00	3,692.84	7,500.00	7,500.00	0.00	0.00%
690.8050.5290.000	INSURANCE - GENERAL	16,243.07	11,880.00	0.00	11,880.00	11,880.00	0.00	0.00%
690.8050.5300.000	INSURANCE - TORT LIAB	1,690.90	1,836.00	0.00	1,836.00	1,836.00	0.00	0.00%
690.8050.5331.000	PAYMENTS-OTHER ENTITIES	14,709.00	35,000.00	6,470.00	18,000.00	18,000.00	0.00	0.00%
690.8050.5339.000	MEDICAL CLAIMS PAID BY CITY	105.60	0.00	67.52	0.00	0.00	0.00	0.00%
690.8050.5342.000	CONTRACT-OUTSIDE HELP	3,735.82	8,500.00	726.80	4,000.00	4,000.00	0.00	0.00%
690.8050.5344.000	CONTRACT-MAINTENANCE	2,109.58	2,000.00	149.95	2,000.00	2,000.00	0.00	0.00%
690.8050.5347.000	CONTRACT-CMPTR TECH SPPRT	0.00	0.00	39.94	0.00	0.00	0.00	0.00%
690.8050.5359.000	TOWING SERVICES	405.00	250.00	0.00	250.00	500.00	250.00	100.00%
690.8050.5360.000	POSTAGE & SHIPPING	253.24	100.00	10.85	100.00	150.00	50.00	50.00%
690.8050.5370.000	PRINTING & BINDING	1,846.48	1,000.00	1,789.00	2,000.00	2,000.00	0.00	0.00%
690.8050.5410.000	REPAIRS & MAINTENANCE	16,493.78	6,500.00	4,708.30	6,500.00	6,500.00	0.00	0.00%
690.8050.5450.000	TELEPHONE/OTHR COMMNCTN	2,703.17	2,500.00	698.10	2,500.00	2,500.00	0.00	0.00%
690.8050.5460.000	CONFERENCE EXPENSE	0.00	1,500.00	435.00	1,500.00	1,500.00	0.00	0.00%
690.8050.5481.000	ELECTRICITY	8,572.68	8,800.00	2,924.22	8,800.00	8,800.00	0.00	0.00%
690.8050.5482.000	NATURAL GAS	4,869.86	4,500.00	1,200.22	4,500.00	4,500.00	0.00	0.00%
690.8050.5565.000	VEHICLE OPER/MAINT SPPLY	82,927.63	0.00	25,132.74	0.00	80,000.00	80,000.00	0.00%
690.8050.5565.020	VEHICLE OPER/MAINT SPPLY	0.00	2,000.00	0.00	0.00	0.00	0.00	0.00%
690.8050.5565.030	VEHICLE OPER/MAINT SPPLY	0.00	13,000.00	0.00	0.00	0.00	0.00	0.00%
690.8050.5565.040	VEHICLE OPER/MAINT SPPLY	0.00	1,000.00	0.00	0.00	0.00	0.00	0.00%
690.8050.5570.000	VEHICLE GAS	237.02	45,000.00	64.93	250.00	250.00	0.00	0.00%
690.8050.5570.010	VEHICLE GAS	0.00	300.00	0.00	0.00	0.00	0.00	0.00%
690.8050.5571.000	VEHICLE DIESEL FUEL	43,604.50	65,000.00	26,098.82	45,000.00	45,000.00	0.00	0.00%
690.8050.5600.000	OPERATING SUPPLIES	4,900.39	5,000.00	1,309.79	3,000.00	3,000.00	0.00	0.00%
690.8050.5605.000	OFFICE SUPPLIES	934.73	0.00	1,162.05	1,000.00	1,000.00	0.00	0.00%
690.8050.5612.000	COMPUTER COMPONENTS	933.87	0.00	0.00	0.00	0.00	0.00	0.00%
690.8050.5703.000	MINOR COMPUTER	1,528.78	0.00	0.00	0.00	0.00	0.00	0.00%
690.8050.5704.000	MINOR SOFTWARE <$5,000	589.56	0.00	24.99	0.00	0.00	0.00	0.00%
690.8050.5718.000	MINOR EQUIP, UNCLASSFIED	4,656.35	1,000.00	2,005.87	1,000.00	1,000.00	0.00	0.00%
690.8050.5750.000	OTHER CAP EQUIP > $5,000	0.00	411,000.00	0.00	114,000.00	411,000.00	297,000.00	260.53%
	Total Expense:	**678,721.71**	**1,176,992.00**	**312,815.22**	**762,709.00**	**1,160,585.00**	**397,876.00**	**52.17%**
	Total Fund: 690 - TRANSIT OPERATING:	**-70,726.13**	**-167,145.00**	**-74,700.16**	**-10,362.00**	**-56,704.00**	**-46,342.00**	**447.23%**

Budget Comparison Report

Account Number		2016-2017 Total Activity	2017-2018 Total Budget	2017-2018 YTD Activity Through Dec	Parent Budget 2017-2018 2017-2018Work...	Comparison 1 Budget 2018-2019 FY2019 No PolFire	Comparison 1 to Parent Budget Increase / (Decrease)	%
Fund: 740 - STORM SEWER UTILITY								
Revenue								
740.6021.4610.000	INTEREST ON INVESTMENTS	6,327.75	0.00	6,025.57	9,000.00	9,000.00	0.00	0.00%
740.8065.4230.000	MISC BUSNESS LIC/PRMTS	612.20	1,500.00	680.00	1,500.00	1,500.00	0.00	0.00%
740.8065.4233.000	CONST SITE EROSN/CON	560.00	1,500.00	0.00	1,500.00	1,500.00	0.00	0.00%
740.8065.4430.000	STORM SEWER CHARGES	1,056,004.21	1,475,000.00	684,595.35	1,475,000.00	1,475,000.00	0.00	0.00%
740.8065.4875.000	RFNDS/REIMB: STORM SWR	-2,443.84	0.00	36,509.79	0.00	0.00	0.00	0.00%
740.8065.4878.000	refunds	0.00	0.00	685.24	0.00	0.00	0.00	0.00%
740.8068.4230.000	MISC BUSNESS LIC/PRMTS	30.00	0.00	0.00	0.00	0.00	0.00	0.00%
740.9000.6500.238	TRANSFER IN	3,200.00	0.00	0.00	0.00	0.00	0.00	0.00%
	Total Revenue:	**1,064,290.32**	**1,478,000.00**	**728,495.95**	**1,487,000.00**	**1,487,000.00**	**0.00**	**0.00%**
Expense								
740.8065.5010.010	REGULAR-NON UNION	73,215.26	79,798.00	48,406.60	108,177.00	144,653.00	36,476.00	33.72%
740.8065.5010.040	REGULAR-PPME UNION	97,802.21	102,222.00	50,901.66	102,222.00	104,938.00	2,716.00	2.66%
740.8065.5020.040	OVERTIME-PPME UNION	2,219.10	0.00	1,624.60	0.00	0.00	0.00	0.00%
740.8065.5030.070	PART-TIME TEMPORARY	1,125.00	8,000.00	1,035.00	8,000.00	8,000.00	0.00	0.00%
740.8065.5056.040	OTHR DEPT-PPME UNION	33.05	0.00	0.00	0.00	0.00	0.00	0.00%
740.8065.5057.010	CAR REIMB-NON UNION	45.00	0.00	180.00	0.00	360.00	360.00	0.00%
740.8065.5060.010	TERM PAYOUTS-NON UNION	1,666.24	0.00	0.00	0.00	0.00	0.00	0.00%
740.8065.5061.000	RHSA PAYOUT	0.00	0.00	0.00	0.00	6,855.00	6,855.00	0.00%
740.8065.5101.010	SOCIAL SECURITY-NON UNION	4,487.73	4,835.00	2,813.46	7,006.00	8,844.00	1,838.00	26.23%
740.8065.5101.040	SOCIAL SECURITY-PPME UNION	5,981.20	6,338.00	3,114.24	6,338.00	6,506.00	168.00	2.65%
740.8065.5101.070	SOCIAL SECURITY-PT TEMP	69.76	496.00	64.18	496.00	496.00	0.00	0.00%
740.8065.5102.010	MEDICARE-NON UNION	1,049.43	1,162.00	684.25	1,573.00	2,103.00	530.00	33.69%
740.8065.5102.040	MEDICARE-PPME UNION	1,398.76	1,482.00	728.46	1,482.00	1,522.00	40.00	2.70%
740.8065.5102.070	MEDICARE-TEMPORARY	16.31	116.00	15.01	116.00	116.00	0.00	0.00%
740.8065.5111.010	IPERS-NON UNION	6,520.61	7,126.00	4,322.23	9,660.00	13,689.00	4,029.00	41.71%
740.8065.5111.040	IPERS-PPME UNION	9,017.97	9,128.00	4,690.60	9,128.00	9,906.00	778.00	8.52%
740.8065.5121.010	GRP INSUR-NON UNION	8,990.28	8,650.00	4,780.12	8,650.00	10,443.00	1,793.00	20.73%
740.8065.5121.040	GRP INSUR-PPME UNION	18,952.87	19,611.00	9,537.97	19,611.00	19,611.00	0.00	0.00%
740.8065.5122.000	RETIREES GRP HLTH INS	9,843.96	10,090.00	4,921.98	10,090.00	10,090.00	0.00	0.00%
740.8065.5123.010	WORKCOMP-NON UNION	1,606.35	3,266.00	826.25	6,431.00	4,226.00	-2,205.00	-34.29%
740.8065.5123.040	WORKCOMP-PPME UNION	4,296.73	4,184.00	1,534.54	4,184.00	3,066.00	-1,118.00	-26.72%
740.8065.5123.070	WORKCOMP-TEMPORARY	46.05	327.00	14.71	327.00	234.00	-93.00	-28.44%
740.8065.5132.000	CLOTHING EXPENSE	171.35	1,500.00	99.97	1,500.00	1,500.00	0.00	0.00%
740.8065.5151.000	PHYSICALS/IMMUNIZATIONS	84.80	250.00	126.00	250.00	250.00	0.00	0.00%
740.8065.5210.000	ADVERTISING & LEGAL PUB	90.75	0.00	0.00	0.00	0.00	0.00	0.00%
740.8065.5215.000	BANK CHARGES	0.00	110.00	0.00	110.00	110.00	0.00	0.00%
740.8065.5220.000	COLLECTION COSTS/REFUNDS	4,523.50	3,300.00	7,180.95	3,300.00	5,000.00	1,700.00	51.52%

Budget Comparison Report

Account Number		2016-2017 Total Activity	2017-2018 Total Budget	2017-2018 YTD Activity Through Dec	Parent Budget 2017-2018 2017-2018Work...	Comparison 1 Budget 2018-2019 FY2019 No PolFire	Comparison 1 to Parent Budget Increase / (Decrease)	%
740.8065.5230.000	CONSULTING & PROF FEES	16,865.88	700.00	2,861.84	700.00	1,400.00	700.00	100.00%
740.8065.5231.000	ACCOUNTING FEES	9,999.96	10,500.00	5,250.00	10,500.00	10,500.00	0.00	0.00%
740.8065.5232.000	AUDITING FEES	2,000.00	0.00	0.00	0.00	0.00	0.00	0.00%
740.8065.5233.000	ENGINEERING FEES	2,850.00	30,000.00	3,825.00	30,000.00	30,000.00	0.00	0.00%
740.8065.5234.000	LEGAL EXPENSES	75.00	0.00	0.00	0.00	0.00	0.00	0.00%
740.8065.5251.000	LICENSE & PERMITS	0.00	0.00	22.40	0.00	0.00	0.00	0.00%
740.8065.5280.000	DUES, MEMBER, SUBSCRIPTN	0.00	4,300.00	40.00	4,300.00	4,400.00	100.00	2.33%
740.8065.5290.000	INSURANCE - GENERAL	3,281.04	1,242.00	0.00	1,242.00	1,242.00	0.00	0.00%
740.8065.5300.000	INSURANCE - TORT LIAB	4,634.82	6,249.00	0.00	6,249.00	6,249.00	0.00	0.00%
740.8065.5339.000	MEDICAL CLAIMS PAID BY CITY	10.21	0.00	0.00	0.00	0.00	0.00	0.00%
740.8065.5341.000	FLEXIBLE BENEFIT CLAIMS	58.34	0.00	0.00	0.00	0.00	0.00	0.00%
740.8065.5342.000	CONTRACT-OUTSIDE HELP	10,779.11	10,000.00	18,164.24	10,000.00	10,000.00	0.00	0.00%
740.8065.5344.000	CONTRACT-MAINTENANCE	823.73	600.00	5,161.71	600.00	600.00	0.00	0.00%
740.8065.5347.000	CONTRACT-SOFTWARE MAINT	4,073.93	5,000.00	4,349.86	5,000.00	5,000.00	0.00	0.00%
740.8065.5387.000	REPAIRS & MAINT LIFT	1,517.71	35,500.00	8,454.78	10,000.00	10,000.00	0.00	0.00%
740.8065.5410.000	REPAIRS & MAINTENANCE	7,244.71	2,000.00	3,302.88	2,000.00	2,000.00	0.00	0.00%
740.8065.5411.000	RPR/MAINT - CIP	0.00	30,000.00	0.00	30,000.00	30,000.00	0.00	0.00%
740.8065.5450.000	TELEPHONE/OTHR COMMNCTN	1,436.69	700.00	660.94	700.00	1,700.00	1,000.00	142.86%
740.8065.5451.000	OTHR COMMNCTN/AIR CARDS	0.00	1,000.00	0.00	1,000.00	0.00	-1,000.00	-100.00%
740.8065.5460.000	CONFERENCE EXPENSE	561.62	3,000.00	500.00	3,000.00	3,000.00	0.00	0.00%
740.8065.5465.000	TRAVEL - HOTEL/MOTEL	0.00	0.00	108.50	0.00	0.00	0.00	0.00%
740.8065.5481.000	ELECTRICITY	11,337.53	11,500.00	3,528.08	11,500.00	11,500.00	0.00	0.00%
740.8065.5482.000	NATURAL GAS	19.59	0.00	0.00	0.00	0.00	0.00	0.00%
740.8065.5565.000	VEHICLE OPER/MAINT SPPLY	1,407.16	0.00	809.37	0.00	5,000.00	5,000.00	0.00%
740.8065.5570.000	VEHICLE GAS	1,370.28	2,500.00	1,148.89	2,500.00	3,500.00	1,000.00	40.00%
740.8065.5570.010	VEHICLE GAS	766.80	5,000.00	0.00	0.00	5,000.00	5,000.00	0.00%
740.8065.5571.000	VEHICLE DIESEL FUEL	1,069.20	3,500.00	438.69	3,500.00	2,500.00	-1,000.00	-28.57%
740.8065.5600.000	OPERATING SUPPLIES	15,094.56	15,000.00	5,832.10	15,000.00	15,000.00	0.00	0.00%
740.8065.5605.000	OFFICE SUPPLIES	26.57	0.00	141.05	0.00	100.00	100.00	0.00%
740.8065.5612.000	COMPUTER COMPONENTS	14.02	0.00	206.59	0.00	250.00	250.00	0.00%
740.8065.5614.000	LIFT STATION OPERATING SUPLY	2,048.87	3,000.00	66.04	3,000.00	3,000.00	0.00	0.00%
740.8065.5703.000	MINOR COMPUTER	79.70	1,000.00	0.00	1,000.00	1,000.00	0.00	0.00%
740.8065.5704.000	MINOR SOFTWARE <$5,000	0.00	500.00	612.00	500.00	600.00	100.00	20.00%
740.8065.5718.000	MINOR EQUIP, UNCLASSFIED	856.07	1,000.00	131.59	1,000.00	1,000.00	0.00	0.00%
740.8065.5719.000	MINOR EQUIP. LIFT STATIONS	0.00	1,800.00	0.00	1,800.00	1,800.00	0.00	0.00%
740.8065.5750.000	OTHER CAP EQUIP > $5,000	81,735.25	37,000.00	0.00	37,000.00	8,000.00	-29,000.00	-78.38%
740.8065.5765.000	LIFT STATIONS	23,550.00	197,000.00	26,876.50	267,000.00	35,000.00	-232,000.00	-86.89%
740.8065.5810.000	PRINCIPAL REDEMPTION	420,000.00	150,000.00	0.00	150,000.00	160,000.00	10,000.00	6.67%
740.8065.5820.000	INTEREST PAYMENTS	48,099.10	50,900.00	25,450.00	50,900.00	47,900.00	-3,000.00	-5.89%

Budget Comparison Report

Account Number		2016-2017 Total Activity	2017-2018 Total Budget	2017-2018 YTD Activity Through Dec	Parent Budget 2017-2018 2017-2018Work...	Comparison 1 Budget 2018-2019 FY2019 No PolFire	Comparison 1 to Parent Budget Increase / (Decrease)	%
740.8065.5830.000	OTHER DEBT SERV EXP	148.00	0.00	148.00	500.00	500.00	0.00	0.00%
740.8065.5980.000	REFUNDS/REIMB	200.78	500.00	12,048.52	500.00	500.00	0.00	0.00%
740.8067.5010.010	REGULAR-NON UNION	5,562.28	0.00	2,856.68	0.00	0.00	0.00	0.00%
740.8067.5010.090	REGULAR-P&R UNION	2,821.43	4,968.00	2,234.64	4,968.00	4,968.00	0.00	0.00%
740.8067.5030.070	PART-TIME TEMPORARY	47.50	6,000.00	0.00	6,000.00	6,000.00	0.00	0.00%
740.8067.5101.010	SOCIAL SECURITY-NON UNION	341.03	0.00	175.40	0.00	0.00	0.00	0.00%
740.8067.5101.070	SOCIAL SECURITY-PT TEMP	2.95	372.00	0.00	372.00	372.00	0.00	0.00%
740.8067.5101.090	SOCIAL SECURITY-P&R UNION	160.44	308.00	130.09	308.00	308.00	0.00	0.00%
740.8067.5102.010	MEDICARE-NON UNION	79.74	0.00	41.02	0.00	0.00	0.00	0.00%
740.8067.5102.070	MEDICARE-TEMPORARY	0.69	87.00	0.00	87.00	87.00	0.00	0.00%
740.8067.5102.090	MEDICARE-P&R UNION	37.54	72.00	30.43	72.00	72.00	0.00	0.00%
740.8067.5111.010	IPERS-NON UNION	496.71	0.00	255.09	0.00	0.00	0.00	0.00%
740.8067.5111.090	IPERS-P&R UNION	251.95	444.00	199.54	444.00	444.00	0.00	0.00%
740.8067.5121.010	GRP INSUR-NON UNION	350.89	540.00	197.34	540.00	540.00	0.00	0.00%
740.8067.5121.090	GRP INSUR-P&R UNION	693.51	1,208.00	418.32	1,208.00	1,208.00	0.00	0.00%
740.8067.5123.010	WORKCOMP-NON UNION	221.73	0.00	73.55	0.00	0.00	0.00	0.00%
740.8067.5123.070	WORKCOMP-TEMPORARY	1.90	246.00	0.00	246.00	175.00	-71.00	-28.86%
740.8067.5123.090	WORKCOMP-P&R UNION	112.67	198.00	57.52	198.00	198.00	0.00	0.00%
740.8067.5300.000	INSURANCE - TORT LIAB	80.99	0.00	0.00	0.00	0.00	0.00	0.00%
740.8067.5342.000	CONTRACT-OUTSIDE HELP	6,357.00	10,500.00	775.00	10,500.00	10,500.00	0.00	0.00%
740.8067.5352.000	CONTRACT-TREE REMOVAL	0.00	0.00	3,700.00	0.00	0.00	0.00	0.00%
740.8067.5386.000	CONTRACT LAWN CARE	1,320.00	0.00	3,565.00	0.00	0.00	0.00	0.00%
740.8067.5410.000	REPAIRS & MAINTENANCE	962.40	1,500.00	830.91	1,500.00	1,500.00	0.00	0.00%
740.8067.5562.000	GROUNDS EQUIP MAINT SPLY	635.02	2,500.00	0.00	2,500.00	2,750.00	250.00	10.00%
740.8067.5570.000	VEHICLE GAS	326.72	500.00	0.00	500.00	500.00	0.00	0.00%
740.8067.5570.010	VEHICLE GAS	0.00	250.00	0.00	0.00	250.00	250.00	0.00%
740.8067.5571.000	VEHICLE DIESEL FUEL	449.87	1,500.00	403.96	1,500.00	1,500.00	0.00	0.00%
740.8067.5600.000	OPERATING SUPPLIES	0.00	1,500.00	0.00	1,500.00	1,500.00	0.00	0.00%
740.8068.5600.000	OPERATING SUPPLIES	4.74	0.00	0.00	0.00	0.00	0.00	0.00%
740.9000.7500.001	TR TO GENERAL	0.00	0.00	0.00	0.00	0.00	0.00	0.00%
	Total Expense:	**948,610.20**	**925,675.00**	**293,686.84**	**1,002,085.00**	**813,631.00**	**-188,454.00**	**-18.81%**
	Total Fund: 740 - STORM SEWER UTILITY:	**115,680.12**	**552,325.00**	**434,809.11**	**484,915.00**	**673,369.00**	**188,454.00**	**38.86%**

Budget Comparison Report

Account Number		2016-2017 Total Activity	2017-2018 Total Budget	2017-2018 YTD Activity Through Dec	Parent Budget 2017-2018 2017-2018Work...	Comparison 1 Budget 2018-2019 FY2019 No PolFire	Comparison 1 to Parent Budget Increase / (Decrease)	%
Fund: 741 - 2016 GO STORM WATER PROJ								
Revenue								
741.6021.4610.000	INTEREST ON INVESTMENT	0.00	0.00	6,357.53	0.00	0.00	0.00	0.00%
741.8065.4610.000	INTEREST ON INVESTMENT	6,335.85	0.00	3,733.33	5,500.00	3,000.00	-2,500.00	-45.45%
741.8065.4990.000	Proceeds of LT Debt	3,041,626.69	0.00	0.00	0.00	2,250,000.00	2,250,000.00	0.00%
	Total Revenue:	**3,047,962.54**	**0.00**	**10,090.86**	**5,500.00**	**2,253,000.00**	**2,247,500.00**	**40,863.64%**
Expense								
741.8065.5210.000	ADVERTISING & LEGAL PUB	11.48	0.00	0.00	0.00	0.00	0.00	0.00%
741.8065.5211.000	ADVERTISING & LEGAL PUB	9,346.16	0.00	0.00	0.00	0.00	0.00	0.00%
741.8065.5215.000	BANK CHARGES	15.00	0.00	0.00	0.00	0.00	0.00	0.00%
741.8065.5230.000	CONSULTING & PROF FEES	18,717.90	0.00	34,120.00	0.00	0.00	0.00	0.00%
741.8065.5233.000	ENGINEERING FEES	0.00	0.00	0.00	25,000.00	250,000.00	225,000.00	900.00%
741.8065.5342.000	CONTRACT-OUTSIDE HELP	0.00	0.00	55,000.00	0.00	1,355,000.00	1,355,000.00	0.00%
741.8065.5830.000	OTHER DEBT SERV EXP	148.25	0.00	0.00	0.00	0.00	0.00	0.00%
741.9000.7500.121	TR TO LOST	1,219,193.49	700,000.00	77,790.24	75,000.00	0.00	-75,000.00	-100.00%
	Total Expense:	**1,247,432.28**	**700,000.00**	**166,910.24**	**100,000.00**	**1,605,000.00**	**1,505,000.00**	**1,505.00%**
	Total Fund: 741 - 2016 GO STORM WATER PROJ:	**1,800,530.26**	**-700,000.00**	**-156,819.38**	**-94,500.00**	**648,000.00**	**742,500.00**	**-785.71%**

Budget Comparison Report

Account Number		2016-2017 Total Activity	2017-2018 Total Budget	2017-2018 YTD Activity Through Dec	Parent Budget 2017-2018 2017-2018Work...	Comparison 1 Budget 2018-2019 FY2019 No PolFire	Comparison 1 to Parent Budget Increase / (Decrease)	%
Fund: 750 - COMPOSTING FACILITY								
Revenue								
750.6021.4610.000	INTEREST ON INVESTMENTS	853.40	400.00	800.90	800.00	800.00	0.00	0.00%
750.6021.4616.000	INT CHRGD - ACCTS REC	0.38	0.00	0.00	0.00	0.00	0.00	0.00%
750.8070.4230.000	MISC BUSNESS LIC/PRMTS	25.00	0.00	0.00	0.00	0.00	0.00	0.00%
750.8070.4481.000	GATE FEE: TREE DISPOSAL	52,803.00	33,000.00	29,702.60	33,000.00	33,000.00	0.00	0.00%
750.8070.4481.110	GATE FEE: YD WASTE DISPOSAL	3,911.00	17,000.00	0.00	17,000.00	17,000.00	0.00	0.00%
750.8070.4484.000	SALE OF COMPOST BAGS	8,816.40	9,000.00	5,635.00	9,000.00	9,000.00	0.00	0.00%
750.8070.4485.000	SALE OF FIREWOOD	236.80	500.00	72.00	500.00	500.00	0.00	0.00%
750.8070.4486.000	SALE OF COMPOST	4,980.20	4,000.00	682.00	4,000.00	4,000.00	0.00	0.00%
750.8070.4487.000	SALE OF CHIPS/MULCH	3,687.00	4,000.00	2,077.00	4,000.00	4,000.00	0.00	0.00%
750.8070.4492.000	STREET MISC CHRGS	930.00	609.00	645.00	609.00	609.00	0.00	0.00%
750.8070.4616.000	INT CHRGD - ACCTS REC	5.03	0.00	2.78	0.00	0.00	0.00	0.00%
750.8070.4875.000	RFNDS/REIMB: COMPOST	8.55	0.00	0.00	0.00	0.00	0.00	0.00%
	Total Revenue:	**76,256.76**	**68,509.00**	**39,617.28**	**68,909.00**	**68,909.00**	**0.00**	**0.00%**
Expense								
750.8070.5010.040	REGULAR-PPME UNION	22,677.43	21,944.00	12,190.78	21,944.00	25,272.00	3,328.00	15.17%
750.8070.5020.040	OVERTIME-PPME UNION	916.64	0.00	0.00	0.00	0.00	0.00	0.00%
750.8070.5030.070	PART-TIME TEMPORARY	19,019.49	18,462.00	13,305.92	18,462.00	18,462.00	0.00	0.00%
750.8070.5060.040	TERMS PAYOUT-PPME UNION	638.20	0.00	0.00	0.00	0.00	0.00	0.00%
750.8070.5061.040	RHSA PAYOUTS-PPME UNION	2,883.88	0.00	0.00	0.00	0.00	0.00	0.00%
750.8070.5101.040	SOCIAL SECURITY-PPME UNION	1,327.84	1,359.00	687.49	1,359.00	1,567.00	208.00	15.31%
750.8070.5101.070	SOCIAL SECURITY-PT TEMP	1,179.20	1,146.00	824.99	1,146.00	1,145.00	-1.00	-0.09%
750.8070.5102.040	MEDICARE-PPME UNION	310.52	318.00	160.68	318.00	366.00	48.00	15.09%
750.8070.5102.070	MEDICARE-TEMPORARY	275.79	268.00	192.95	268.00	268.00	0.00	0.00%
750.8070.5111.040	IPERS-PPME UNION	2,106.04	1,960.00	1,088.51	1,960.00	2,386.00	426.00	21.73%
750.8070.5121.040	GRP INSUR-PPME UNION	5,474.37	6,371.00	3,094.28	6,371.00	6,371.00	0.00	0.00%
750.8070.5123.040	WORKCOMP-PPME UNION	1,654.57	898.00	537.10	898.00	738.00	-160.00	-17.82%
750.8070.5123.070	WORKCOMP-TEMPORARY	444.45	41.00	216.76	41.00	28.00	-13.00	-31.71%
750.8070.5210.000	ADVERTISING & LEGAL PUB	400.50	0.00	213.60	0.00	250.00	250.00	0.00%
750.8070.5216.000	BACKGROUND CHECKS	115.00	0.00	45.00	0.00	75.00	75.00	0.00%
750.8070.5290.000	INSURANCE - GENERAL	20.69	22.00	0.00	22.00	22.00	0.00	0.00%
750.8070.5300.000	INSURANCE - TORT LIAB	172.12	327.00	0.00	327.00	327.00	0.00	0.00%
750.8070.5342.000	CONTRACT-OUTSIDE HELP	350.00	350.00	0.00	350.00	350.00	0.00	0.00%
750.8070.5380.000	RENTS & LEASES	0.00	14,000.00	0.00	14,000.00	14,000.00	0.00	0.00%
750.8070.5410.000	REPAIRS & MAINTENANCE	0.00	200.00	0.00	200.00	200.00	0.00	0.00%
750.8070.5450.000	TELEPHONE/OTHR COMMNCTN	0.00	300.00	129.15	300.00	300.00	0.00	0.00%
750.8070.5481.000	ELECTRICITY	417.44	800.00	442.34	800.00	800.00	0.00	0.00%
750.8070.5565.000	VEHICLE OPER/MAINT SPPLY	45.38	0.00	59.34	0.00	0.00	0.00	0.00%

Budget Comparison Report

Account Number		2016-2017 Total Activity	2017-2018 Total Budget	2017-2018 YTD Activity Through Dec	Parent Budget 2017-2018 2017-2018Work...	Comparison 1 Budget 2018-2019 FY2019 No PolFire	Comparison 1 to Parent Budget Increase / (Decrease)	%
750.8070.5600.000	OPERATING SUPPLIES	8,085.16	8,500.00	358.32	8,500.00	8,500.00	0.00	0.00%
750.8070.5605.000	OFFICE SUPPLIES	436.87	0.00	78.55	0.00	250.00	250.00	0.00%
750.8070.5612.000	COMPUTER COMPONENTS	967.60	0.00	0.00	0.00	0.00	0.00	0.00%
750.8070.5750.000	OTHER CAP EQUIP > $5,000	0.00	130,000.00	0.00	0.00	130,000.00	130,000.00	0.00%
750.8070.5980.000	REFUNDS/REIMB	40.00	0.00	0.00	0.00	0.00	0.00	0.00%
	Total Expense:	**69,959.18**	**207,266.00**	**33,625.76**	**77,266.00**	**211,677.00**	**134,411.00**	**173.96%**
	Total Fund: 750 - COMPOSTING FACILITY:	**6,297.58**	**-138,757.00**	**5,991.52**	**-8,357.00**	**-142,768.00**	**-134,411.00**	**1,608.36%**

Budget Comparison Report

Account Number		2016-2017 Total Activity	2017-2018 Total Budget	2017-2018 YTD Activity Through Dec	Parent Budget 2017-2018 2017-2018Work...	Comparison 1 Budget 2018-2019 FY2019 No PolFire	Comparison 1 to Parent Budget Increase / (Decrease)	%
Fund: 760 - P&R CONCESSIONS ENTERPRISE								
Revenue								
760.4045.4483.000	AQUATIC CONCESSIONS	19,945.73	0.00	0.00	0.00	0.00	0.00	0.00%
760.6021.4610.000	INTEREST ON INVESTMENTS	52.55	300.00	23.71	24.00	0.00	-24.00	-100.00%
760.8080.4483.000	CONCESSIONS	18,015.98	38,000.00	20,422.07	38,000.00	38,000.00	0.00	0.00%
760.8080.4875.000	RFNDS/REIMB	17.64	0.00	0.00	0.00	0.00	0.00	0.00%
	Total Revenue:	**38,031.90**	**38,300.00**	**20,445.78**	**38,024.00**	**38,000.00**	**-24.00**	**-0.06%**
Expense								
760.8080.5010.010	REGULAR-NON UNION	3,918.96	4,094.00	2,015.12	4,094.00	4,227.00	133.00	3.25%
760.8080.5030.070	PART-TIME TEMPORARY	13,815.18	11,000.00	10,153.52	11,000.00	11,000.00	0.00	0.00%
760.8080.5101.010	SOCIAL SECURITY-NON UNION	206.43	252.00	106.60	252.00	262.00	10.00	3.97%
760.8080.5101.070	SOCIAL SECURITY-PT TEMP	856.54	682.00	629.51	682.00	682.00	0.00	0.00%
760.8080.5102.010	MEDICARE-NON UNION	48.19	59.00	24.91	59.00	61.00	2.00	3.39%
760.8080.5102.070	MEDICARE-TEMPORARY	200.34	160.00	147.22	160.00	160.00	0.00	0.00%
760.8080.5111.010	IPERS-NON UNION	349.91	366.00	180.02	366.00	399.00	33.00	9.02%
760.8080.5121.010	GRP INSUR-NON UNION	745.49	765.00	372.76	765.00	765.00	0.00	0.00%
760.8080.5123.010	WORKCOMP-NON UNION	156.28	163.00	51.89	163.00	109.00	-54.00	-33.13%
760.8080.5123.070	WORKCOMP-TEMPORARY	461.94	439.00	261.38	439.00	283.00	-156.00	-35.54%
760.8080.5216.000	BACKGROUND CHECKS	131.45	250.00	0.00	250.00	250.00	0.00	0.00%
760.8080.5251.000	LICENSE & PERMITS	0.00	115.00	67.50	115.00	115.00	0.00	0.00%
760.8080.5280.000	DUES, MEMBER, SUBSCRIPTN	45.00	0.00	0.00	0.00	0.00	0.00	0.00%
760.8080.5290.000	INSURANCE - GENERAL	93.45	0.00	0.00	0.00	0.00	0.00	0.00%
760.8080.5300.000	INSURANCE - TORT LIAB	106.69	157.00	0.00	157.00	157.00	0.00	0.00%
760.8080.5342.000	CONTRACT-OUTSIDE HELP	50.00	200.00	20,000.00	20,000.00	200.00	-19,800.00	-99.00%
760.8080.5360.000	POSTAGE & SHIPPING	0.00	25.00	0.00	25.00	25.00	0.00	0.00%
760.8080.5370.000	PRINTING & BINDING	0.00	30.00	0.00	30.00	30.00	0.00	0.00%
760.8080.5410.000	REPAIRS & MAINTENANCE	263.00	800.00	0.00	800.00	800.00	0.00	0.00%
760.8080.5600.000	OPERATING SUPPLIES	626.51	300.00	387.28	300.00	300.00	0.00	0.00%
760.8080.5605.000	OFFICE SUPPLIES	0.00	0.00	70.11	0.00	0.00	0.00	0.00%
760.8080.5608.000	RESALE SUPPLIES	21,675.37	20,000.00	12,549.07	20,000.00	20,000.00	0.00	0.00%
760.8080.5611.000	BLDG.GRD OPER/MAINT SPLY	421.40	0.00	0.00	0.00	0.00	0.00	0.00%
760.8080.5718.000	MINOR EQUIP, UNCLASSFIED	297.99	1,000.00	0.00	1,000.00	1,000.00	0.00	0.00%
760.8080.5980.000	REFUNDS/REIMB	0.00	0.00	60.00	0.00	0.00	0.00	0.00%
	Total Expense:	**44,470.12**	**40,857.00**	**47,076.89**	**60,657.00**	**40,825.00**	**-19,832.00**	**-32.70%**
	Total Fund: 760 - P&R CONCESSIONS ENTERPRISE:	**-6,438.22**	**-2,557.00**	**-26,631.11**	**-22,633.00**	**-2,825.00**	**19,808.00**	**-87.52%**
	Report Total:	**6,127,914.65**	**1,546,433.00**	**10,728,041.56**	**-1,040,414.00**	**-5,321,924.00**	**-4,281,510.00**	**411.52%**

Fund Summary

Fund	2016-2017 Total Activity	2017-2018 Total Budget	2017-2018 YTD Activity Through Dec	Parent Budget 2017-2018 2017-2018Work...	Comparison 1 Budget 2018-2019 FY2019 No PolFire	Comparison 1 to Parent Budget Increase / (Decrease)	%
001 - GENERAL FUND	-14,417.03	-253,337.00	653,215.72	125,095.00	0.00	-125,095.00	-100.00%
010 - CASH FLOW RESERVE FUND	228,675.37	5,000.00	8,341.86	16,000.00	174,683.00	158,683.00	991.77%
030 - CAPITAL RESERVE	64,265.30	-2,250.00	361.91	-222,156.00	500.00	222,656.00	-100.23%
031 - CAPITAL RSRV-BLDG MAINT	-27,448.63	-26,000.00	-1,410.99	-254,300.00	3,000.00	257,300.00	-101.18%
032 - CIP LARGE VEHICLE/EQUIPMENT	0.00	0.00	0.00	106,000.00	106,000.00	0.00	0.00%
050 - COLISEUM ACTIVITY FUND	-7,884.87	-16,744.00	-4,162.59	-3,997.00	0.00	3,997.00	-100.00%
110 - ROAD USE TAX	1,465,137.16	-185,203.00	126,902.75	-448,588.00	-778,967.00	-330,379.00	73.65%
112 - EMPLOYEE BENEFITS FUND	332,584.21	-24,474.00	176,402.80	-153,658.00	82,474.00	236,132.00	-153.67%
117 - POLICE/FIRE RETIREMENT	147,290.00	12,788.00	52,381.41	16,788.00	32,973.00	16,185.00	96.41%
119 - EMERGENCY FUND	0.00	0.00	0.00	0.00	0.00	0.00	0.00%
121 - LOCAL OPTION SALES TAX	2,089,591.51	82,690.00	-512,817.29	-1,231,301.00	-469,290.00	762,011.00	-61.89%
125 - TAX INCREMENT FINANCING	176,492.17	-428,624.00	-102,423.14	-484,875.00	-1,551.00	483,324.00	-99.68%
130 - CITY TORT LIABILITY	-36,426.39	-14,800.00	-6,475.77	-15,962.00	-14,000.00	1,962.00	-12.29%
132 - GRANTS-STATE/LOCAL AGENCIES	-163.29	0.00	25,124.76	200.00	200.00	0.00	0.00%
140 - PARK & REC DONATION FUND	38,473.02	-6,147.00	-50,239.44	-52,720.00	900.00	53,620.00	-101.71%
141 - MTOWN TENNIS ASSOC	8.00	0.00	7.27	12.00	0.00	-12.00	-100.00%
142 - SOFTBALL ASSOCIATION FUND	-23,125.63	0.00	-12,786.04	0.00	0.00	0.00	0.00%
144 - LIVE HEALTHY IOWA	-1,704.01	542.00	-359.99	-1,123.00	-1,151.00	-28.00	2.49%
150 - COPS FAST GRANTS	245.63	4,799.00	1,599.97	0.00	0.00	0.00	0.00%
151 - DEPT OF JUSTICE GRANTS	-1,090.10	0.00	383.49	0.00	0.00	0.00	0.00%
152 - POLICE UNDESIGNATED GRANTS	-10,061.07	9,272.00	-24,829.47	0.00	0.00	0.00	0.00%
153 - POLICE DEPT DONATION FUND	64,240.98	-5,800.00	-464.19	-5,200.00	-6,750.00	-1,550.00	29.81%
156 - FIRE DEPT DONATION FUND	364.55	0.00	14,942.97	70.00	0.00	-70.00	-100.00%
157 - FIRE DEPT GRANTS	4,548.87	0.00	19.86	30.00	0.00	-30.00	-100.00%
160 - ECONOMIC DEVELOPMENT GIFT	239.88	0.00	215.33	350.00	350.00	0.00	0.00%
161 - SURETY DEPOSITS/SUBDIVIDER	50.08	0.00	44.92	70.00	70.00	0.00	0.00%
170 - LIBRARY DONATION FUND	30,596.93	6,300.00	8,934.36	-3,075.00	-11,975.00	-8,900.00	289.43%
177 - SEIZED ASSETS (POLICE)	6,828.70	400.00	4,128.70	7,250.00	625.00	-6,625.00	-91.38%
179 - OTHER COMM AND ECON DEVELOPM...	0.00	0.00	0.00	76,582.00	-76,582.00	-153,164.00	-200.00%
180 - HOUSING GRANTS	-716.73	2,930.00	-1,691.32	-8,895.00	-2,070.00	6,825.00	-76.73%
181 - (D)HUD LEAD GRANT	-12.37	0.00	0.00	0.00	0.00	0.00	0.00%
182 - #4 HUD LEAD GRANT	12,250.00	112,837.00	0.00	0.00	0.00	0.00	0.00%
183 - FY 08 EDI (ECON DEV INCENTIVE)	1,434.05	0.00	0.00	0.00	0.00	0.00	0.00%
184 - VOUCHERS - 002, 003	113,668.49	5,480.00	-74,580.01	-38,462.00	-71,525.00	-33,063.00	85.96%
186 - CBDG GRANTS-NSP	79,856.85	-8,031.00	77,687.55	19,777.00	0.00	-19,777.00	-100.00%
187 - HUD LEAD MATCH	0.00	26,788.00	0.00	0.00	0.00	0.00	0.00%
188 - #5 HUD LEAD GRANT	-23,602.50	288,107.00	64,003.34	79,570.00	0.00	-79,570.00	-100.00%
190 - 911 SURCHARGE	232,653.77	0.00	54,676.04	-530,418.00	0.00	530,418.00	-100.00%

Budget Comparison Report

Fund	2016-2017 Total Activity	2017-2018 Total Budget	2017-2018 YTD Activity Through Dec	Parent Budget 2017-2018 2017-2018Work...	Comparison 1 Budget 2018-2019 FY2019 No PolFire	Comparison 1 to Parent Budget Increase / (Decrease)	%
200 - GO BONDS DEBT FUND	125,138.12	163,857.00	1,375,498.39	-125,334.00	56,366.00	181,700.00	-144.97%
300 - CIP COLLECTION FUND	-320,583.22	-41,044.00	-153,877.13	-119,781.00	-167,223.00	-47,442.00	39.61%
310 - FEDERAL STREET GRANTS	-845,980.93	85,800.00	339,302.53	877,399.00	0.00	-877,399.00	-100.00%
311 - RISE STREET GRANTS	74,207.08	0.00	0.00	0.00	0.00	0.00	0.00%
312 - AIRPORT PROJECT FUND	1,994.28	-35,500.00	-431,078.97	78,886.00	0.00	-78,886.00	-100.00%
320 - SPECIAL ASSESSMENT PROJECTS	13,189.00	25,000.00	7,779.00	12,800.00	10,000.00	-2,800.00	-21.88%
340 - BIKE PATH PROJECT FUND	25,560.14	-129,454.00	-793,651.76	-92,502.00	0.00	92,502.00	-100.00%
341 - TREES FOREVER PROJECT	-1,228.50	0.00	1,022.47	1,960.00	0.00	-1,960.00	-100.00%
350 - GO BONDS CAPITAL PROJECTS	1,584.19	7,206.00	36.59	0.00	0.00	0.00	0.00%
353 - 2014 GO BONDS	-942,163.47	0.00	13.73	0.00	0.00	0.00	0.00%
354 - POLICE & FIRE STATIONS	3,507,947.45	3,230,700.00	11,437,555.10	3,701,600.00	-6,722,000.00	-10,423,600.00	-281.60%
355 - 2015 GO BONDS (D&D)	-1,825,210.56	0.00	-57,262.01	-89,000.00	-49,500.00	39,500.00	-44.38%
356 - 2016 BONDS - STREET PROJECTS	1,847,200.44	-1,878,929.00	-2,160,731.20	-1,847,200.00	0.00	1,847,200.00	-100.00%
357 - 2018 CY STREET PROJECTS	0.00	0.00	0.00	0.00	0.00	0.00	0.00%
382 - PUBLIC WORKS FACILITY	6.24	0.00	-1,265.98	-1,266.00	0.00	1,266.00	-100.00%
391 - TIF DISTRICT II CAP PROJECTS	787,739.80	0.00	0.00	0.00	0.00	0.00	0.00%
392 - TIF DISTRICT III CAP PROJECTS	38.14	25.00	-14,238.35	25.00	25.00	0.00	0.00%
393 - TIF DISTRICT IV CAP PROJECTS	-2,477.30	0.00	3,343.84	2,477.00	0.00	-2,477.00	-100.00%
610 - WATER POLLUTION CONTROL	-680.23	-7,227,637.00	-414,442.41	-7,351,156.00	-6,558,474.00	792,682.00	-10.78%
611 - WPCP REVENUE	1,732,892.64	7,316,896.00	1,330,827.76	7,382,896.00	7,382,896.00	0.00	0.00%
612 - WPCP REVENUE BOND FUND	-4,871,290.32	0.00	-128,427.23	-212,955.00	0.00	212,955.00	-100.00%
614 - WPCP CAPITAL IMPROVEMENT RSRV	4,894.06	2,700.00	4,393.24	5,000.00	5,000.00	0.00	0.00%
615 - WPCP PLANT & IMPROVEMENTS	0.00	0.00	390.00	390.00	0.00	-390.00	-100.00%
616 - SANITARY SEWER REHAB PROJECT	-7,941.20	950,000.00	-290,150.80	-620,000.00	620,000.00	1,240,000.00	-200.00%
617 - SANITARY SEWER NEW CONSTRUCTN	37,735.65	0.00	14,000.00	14,000.00	14,000.00	0.00	0.00%
690 - TRANSIT OPERATING	-70,726.13	-167,145.00	-74,700.16	-10,362.00	-56,704.00	-46,342.00	447.23%
740 - STORM SEWER UTILITY	115,680.12	552,325.00	434,809.11	484,915.00	673,369.00	188,454.00	38.86%
741 - 2016 GO STORM WATER PROJ	1,800,530.26	-700,000.00	-156,819.38	-94,500.00	648,000.00	742,500.00	-785.71%
750 - COMPOSTING FACILITY	6,297.58	-138,757.00	5,991.52	-8,357.00	-142,768.00	-134,411.00	1,608.36%
760 - P&R CONCESSIONS ENTERPRISE	-6,438.22	-2,557.00	-26,631.11	-22,633.00	-2,825.00	19,808.00	-87.52%
Report Total:	**6,127,914.65**	**1,546,433.00**	**10,728,041.56**	**-1,040,414.00**	**-5,321,924.00**	**-4,281,510.00**	**411.52%**

Local Option Sales Tax (LOST) BALANCES

	LOST- Prop. Tax Relief	LOST- Council Designated	LOST- Capital Projects	TOTAL
Fund balance 6/30/17	1,741,407	563,733	2,957,889	5,263,029
Budgeted Revenues July-Oct L.O.S.T.	836,101	55,740	222,960	1,114,801
Budgeted Revenues Nov-June L.O.S.T.	1,782,455	502,744		2,285,199
Interest on Investments (actual allocation may be different)	14,889	4,820	25,291	45,000
Transfer From Fund 741 Storm Water Project			75,000	75,000
Sub-Total Re-estimated Revenues	2,633,445	563,304	323,251	3,520,000
Transfer to General Fund adopted budget		(170,000)		(170,000)
Transfer to General Fund for FY18 deficit		(193,044)		(193,044)
Transfer to General Fund Nuisance Officer hire for remaining of year		(24,886)		(24,886)
Transfer to General Fund 2 early hires of Police Officer		(61,339)		(61,339)
Transfer to Debt Service adopted budget	(900,000)			(900,000)
Transfer to Employee Benefit Fund adopted budget	(2,250,000)			(2,250,000)
13th Street Underground Lines		(31,127)		(31,127)
Transfer to Fund 132 Wayfinding Signage grant match		(20,000)		(20,000)
Transfer to Fund 132 N. 3rd Avenue		(25,000)		(25,000)
Security Cameras		(20,000)		(20,000)
Housing Study		(2,500)		(2,500)
Vision Marshalltown		(500)		(500)
Avita Funeral Home demolition		(16,770)		(16,770)
Grant application NEA Art Master Plan for Trails		(5,000)		(5,000)
Rehab Runway (CIP)			(23,000)	(23,000)
Transfer to Fund 356 CY17 Street Projects (CIP)			(687,954)	(687,954)
Transfer to Fund 357 CY18 Street Projects (CIP)			(250,000)	(250,000)
Ingledue St. Storm Sewer			(69,981)	(69,981)
Ingledue St. Storm Sewer - Legal Exp			(137)	(137)
Engineering Fees (Reversed)			(63)	(63)
Total Re-estimated Budgeted Expenses	(3,150,000)	(570,166)	(1,031,135)	(4,751,301)
Projected Fund balance 6/30/18	1,224,852	556,871	2,250,005	4,031,728
Budgeted Revenues (78% Relief, 22% Council)	2,418,000	682,000		3,100,000
Interest on Investments (actual allocation may be different)	13,671	6,215	25,113	45,000
Sub-Total Revenues	2,431,671	688,215	25,113	3,145,000
Buy down property tax levy-current revenues	(2,418,000)			(2,418,000)
Buy down property tax levy-fund balance	(633,375)			(633,375)
Transfer to Fund 357 CY18 Street Projects (CIP)			(375,000)	(375,000)
Transfer to Cash Flow Reserve Fund		(158,683)		(158,683)
Transfer to General Fund for FY19 budget deficit		(14,840)		(14,840)
Purchase of electronic devices for Council & Mayor		(14,392)		(14,392)
Total Re-estimated Budgeted Expenses	(3,051,375)	(187,915)	(375,000)	(3,614,290)
Projected Fund balance 6/30/19	605,149	1,057,172	1,900,118	3,562,438

2018-___

RESOLUTION SETTING PUBLIC HEARING PRIOR TO APPROVING THE BUDGET FOR FISCAL YEAR ENDING JUNE 30, 2019 AND CERTIFYING PROPERTY TAX LEVY

WHEREAS City Council desires to set a public hearing prior to approving the Budget for Fiscal Year ending June 30, 2019 and certifying the property tax levy of $15.28158 per $1,000 of taxable property valuations, which is the same levy amount as Fiscal Years ending June 30, 2017 and 2018; and

WHEREAS the City Council finds that setting the public hearing is in the best interest of the City of Marshalltown.

NOW THEREFORE, BE IT RESOLVED by the City Council of the City of Marshalltown, Iowa, that the Budget for Fiscal Year ending June 30, 2019, be set for public hearing on March 5, 2018 at 12 p.m. (noon), during a scheduled special session of the Council.

PASSED this 12th day of February, 2018, and signed this ___ day of February, 2018.

CITY OF MARSHALLTOWN, IOWA

_____
Joel T.S. Greer, Mayor

ATTEST:

_____
Shari L. Coughenour, CMC, City Clerk

Joel Greer, Mayor
Jessica Kinser, Administrator
Diana Steiner, Finance Director
24 North Center Street
Marshalltown, IA 50158-4911
Tel - (641) 754-5760
Fax - (641) 754-5781

FINANCE DEPARTMENT

February 8, 2018

To: Mayor Joel Greer
Members of the City Council

From: Diana Steiner, Finance Director

Re: FY18 Budget Amendment

Policy Issue: The Council must approve the FY18 amended budget documents but a public hearing is required first.

Recommendation: Consider proposed amended budget for the current fiscal year at the February 12, 2018 meeting and set public hearing for March 5, 2018 at 12 p.m. (noon). The publication notice of the public hearing must be not less than 10 days or more than 20 days before the hearing date.

Background: We have provided you the re-estimated budget information for FY18 in reports given to you while discussing the FY19 budget. We now want to incorporate those changes for FY18. There has been many grants that have been received this fiscal year, so we need the authorization in our budget to spend them. As part of reviewing the CIP plan, the spending was shifted between departments and sometimes between fiscal years, so we need to adjust for that. Since we issued bonds for the Police/Fire building, we need to account for that June interest payment. We will also be turning over the remaining E911 funds to the Commission..

Marshalltown Water Works is part of our budget for state reporting purposes. They increased their revenue by $719,798 and $676,949 in expenses.

Attachment:
FY18 Budget Amendment City of Marshalltown including Water Works
FY18 Budget Marshalltown Water Works

cc: Jessica Kinser, City Administrator

City Council
Susan Cahill, Leon Lamer, Mike Gowdy,
Al Hoop, Bill Martin, Bethany Wirin

Jun-15

Form 653.C1

NOTICE OF PUBLIC HEARING
AMENDMENT OF FY2017-2018 CITY BUDGET

The City Council of Marshalltown in MARSHALL County, Iowa

will meet at City Council Chambers

at 12:00 pm (hour) on 3/5/2018 (Date)

,for the purpose of amending the current budget of the city for the fiscal year ending June 30, 2018 (year)

by changing estimates of revenue and expenditure appropriations in the following functions for the reasons given. Additional detail is available at the city clerk's office showing revenues and expenditures by fund type and by activity.

		Total Budget as certified or last amended	Current Amendment	Total Budget after Current Amendment
Revenues & Other Financing Sources				
Taxes Levied on Property	1	11,436,367		11,436,367
Less: Uncollected Property Taxes-Levy Year	2	0		0
Net Current Property Taxes	3	11,436,367	0	11,436,367
Delinquent Property Taxes	4	0		0
TIF Revenues	5	185,519		185,519
Other City Taxes	6	5,468,848	-12,000	5,456,848
Licenses & Permits	7	258,775	10,000	268,775
Use of Money and Property	8	230,810	218,262	449,072
Intergovernmental	9	8,905,405	309,422	9,214,827
Charges for Services	10	14,112,662	309,449	14,422,111
Special Assessments	11	32,206	-21,206	11,000
Miscellaneous	12	268,847	773,010	1,041,857
Other Financing Sources	13	15,380,000	-2,358,771	13,021,229
Transfers In	14	10,319,298	1,739,573	12,058,871
Total Revenues and Other Sources	15	66,598,737	967,739	67,566,476
Expenditures & Other Financing Uses				
Public Safety	16	9,942,930	684,994	10,627,924
Public Works	17	4,297,466	-186,777	4,110,689
Health and Social Services	18	1,299,067	-557,154	741,913
Culture and Recreation	19	2,668,747	362,323	3,031,070
Community and Economic Development	20	2,021,052	223,718	2,244,770
General Government	21	1,614,226	333,357	1,947,583
Debt Service	22	4,150,572	273,846	4,424,418
Capital Projects	23	12,971,216	1,215,886	14,187,102
Total Government Activities Expenditures	24	38,965,276	2,350,193	41,315,469
Business Type / Enterprises	25	15,353,416	-578,029	14,775,387
Total Gov Activities & Business Expenditures	26	54,318,692	1,772,164	56,090,856
Transfers Out	27	10,319,298	1,739,573	12,058,871
Total Expenditures/Transfers Out	28	64,637,990	3,511,737	68,149,727
Excess Revenues & Other Sources Over (Under) Expenditures/Transfers Out Fiscal Year	29	1,960,747	-2,543,998	-583,251
Beginning Fund Balance July 1	30	30,822,828	10,353,294	41,176,122
Ending Fund Balance June 30	31	32,783,575	7,809,296	40,592,871

Explanation of increases or decreases in revenue estimates, appropriations, or available cash:

Marshalltown Water Works Increased their revenue by $719,798 and expenses by $676,949. The LEAD grant has been discontinued. Grants for Parks/Rec have been received. The first payment on bond 2017A will be made. Est. payment of $530K to E911 Commission for unused funds. Projects not completed in FY17 carried forward to FY18. Update to Capital Improvements plan.

There will be no increase in tax levies to be paid in the current fiscal year named above related to the proposed budget amendment. Any increase in expenditures set out above will be met from the increased non-property tax revenues and cash balances not budgeted or considered in this current budget.

Diana Steiner, Finance Director

City Clerk/ Finance Officer Name

NOTICE OF PUBLIC HEARING
Budget Amendment

Marshalltown Water Works
(Name of Enterprise)

The Marshalltown Water Works Board of Trustees (Governing Board) will conduct a public hearing to amend the Fiscal (specify fiscal or calendar) year 2018 (xxxx) budget at 205 E. State St. on 02/19/2018 (xx/xx/xx), beginning at 4:00 (x:xx) o'clock. PM (AM/PM) The Budget Estimate Summary of proposed revenues and expenditures is shown below. Copies of the ***detailed*** proposed budget may be obtained or viewed at the office of the City Clerk and Utility Finance Officer and at the city library. At the public hearing, any resident or taxpayer may present objections to, or arguments in favor of, any part of the proposed budget.

2/5/2018 (date) (signature) Secretary

	Budget as certified or last amended	Current Amendment	Budget after Current Amended
(specify budget years)	2018 (xxxx)	2018 (xxxx)	2018 (xxxx)
Revenues & Other Financing Sources			
Use of money and property	0		
Charges for services	4,345,553	345,169	4,690,722
Miscellaneous	43,750	-16,600	27,150
Other Financing Sources		391,229	391,229
Total Revenues & Financing Sources	4,389,303	719,798	5,109,101
Expenditures & Transfers Out			
Expenditures	3,974,989	676,949	4,651,938
Transfers Out			
Total Expenditures & Transfers Out	3,974,989	676,949	4,651,938
Excess of Revenues & Other Sources (+) (-) Expenditures & Transfers Out	414,314	42,849	457,163
Beginning Fund Balance July 1 (month)	3,184,555		2,939,393
Ending Fund Balance June 30 (month)	3,598,869		3,396,556

2018-___

RESOLUTION SETTING PUBLIC HEARING PRIOR TO APPROVING THE AMENDED BUDGET FOR FISCAL YEAR ENDING JUNE 30, 2018

WHEREAS City Council desires to set a public hearing prior to approving the Amended Budget for Fiscal Year ending June 30, 2018; and

WHEREAS the budget amendment does not change the property tax levy in the current fiscal year, which is currently $15.28158 per $1,000 of taxable property valuations; and

WHEREAS the budget amendment is needed to increase the spending authority due to increased revenues received this fiscal year from new grants, donations, etc.; and

WHEREAS the city has other expenses that will be occurring that was not included in the adopted budget, such as the bond payment from the 2017A bond, payout of remaining funds for the E911 commission, a reallocation of CIP dollars between departments and/or fiscal years; and

WHEREAS the Marshalltown Water Works is projecting an increase in revenues and expenses and they are part of the City's budget for state reporting purposes

WHEREAS the City Council finds that setting the public hearing is in the best interest of the City of Marshalltown.

NOW THEREFORE, BE IT RESOLVED by the City Council of the City of Marshalltown, Iowa, that the Budget Amendment for Fiscal Year ending June 30, 2018, be set for public hearing on March 5, 2018 at 12 p.m. (noon), during a scheduled special session of the Council.

PASSED this 12th day of February, 2018, and signed this ___ day of February, 2018.

CITY OF MARSHALLTOWN, IOWA

_____

Joel T.S. Greer, Mayor

ATTEST:

_____

Shari L. Coughenour, CMC, City Clerk

Joel Greer, Mayor
Jessica Kinser, Administrator
Diana Steiner, Finance Director
24 North Center Street
Marshalltown, IA 50158-4911
Tel - (641) 754-5760
Fax - (641) 754-5781

FINANCE DEPARTMENT

February 8, 2018

To: Mayor Joel Greer
Members of the City Council

From: Diana Steiner, Finance Director

Re: Capital Improvements Plan (CIP) & Capital Expenditures for FY18-FY22

Policy Issue: The Council must approve the 5 year capitals plan but a public hearing is required first. Changes can still be made at the hearing as long as the expenses are lower than what was published in the newspaper. The adopted budget must be certified to the County Auditor by March 15, 2018.

Recommendation: Consider proposed capitals plan at the February 12, 2018 meeting and set public hearing for March 5, 2018 at 12 p.m. (noon). The publication notice of the public hearing must be not less than 10 days or more than 20 days before the hearing date.

Background: Department directors have identified their CIP equipment and project needs for FY18-FY22. Funds 030 & 032 will be funded by the CIP property tax levy. Other funds have a variety of funding sources including Road Use Tax, Local Option Sales Tax, Grants, Donations, TIF, Enterprise Fees, etc. Project details were provided to you at the January 8th meeting.

Attachment: Capitals Budget FY18 to FY22

cc: Jessica Kinser, City Administrator

City Council
Susan Cahill, Leon Lamer, Mike Gowdy,
Al Hoop, Bill Martin, Bethany Wirin

City of Marshalltown, Iowa

City Capital Plan Equipment Replacment

FY '18 thru FY '22

SOURCES AND USES OF FUNDS

Source		FY '18	FY '19	FY '20	FY '21	FY '22
030 - CIP FUND						
Beginning Balance		591,704	249,767	83,044	67,376	125,604
Revenues and Other Fund Sources						
USE OF MONEY & PROPERTY						
4610.000 INTEREST EARNED		*3,000*	*3,000*	*3,000*	*3,000*	*3,000*
	Total	3,000	3,000	3,000	3,000	3,000
PROPERTY TAXES						
4085.000 PROPERTY TAXES- CIP LEVY		*446,953*	*456,868*	*455,000*	*455,000*	*555,000*
	Total	446,953	456,868	455,000	455,000	555,000
PROPERTY TAX BACKFILL						
4339.000 SF295 BACKFILL		*18,992*	*18,338*	*0*	*0*	*0*
	Total	18,992	18,338	0	0	0
Total Revenues and Other Fund Sources		468,945	478,206	458,000	458,000	558,000
Total Funds Available		1,060,649	727,973	541,044	525,376	683,604
Expenditures and Uses						
Capital Projects & Equipment						
AIRPORT						
120' x 100' Maintenance Hangar	B3011	*0*	*(5,000)*	*(65,000)*	*0*	*0*
Rehab Runway 18/36	L3229	*(37,300)*	*0*	*0*	*0*	*0*
	Total	(37,300)	(5,000)	(65,000)	0	0
BUILDING INSPECTIONS						
VEHICLE: Bldg Pickup Replace	V2630A	*(20,000)*	*0*	*0*	*0*	*0*
VEHICLE: CHEV COLORADO TRUCK	VBldg02	*0*	*(20,000)*	*0*	*0*	*0*
	Total	(20,000)	(20,000)	0	0	0
CITY CLERK						
Tyler Finance Software Parking Module	Tyler - Park	*(40,390)*	*0*	*0*	*0*	*0*
	Total	(40,390)	0	0	0	0
FINANCE						
Copy Machine	E2062	*(8,000)*	*0*	*0*	*0*	*0*
Accounting Software	E3257A	*(30,562)*	*0*	*0*	*0*	*0*
	Total	(38,562)	0	0	0	0
FIRE						
Extrication Tools - Rescue Unit #9	E0036fir	*0*	*(28,000)*	*0*	*0*	*0*
Burn Trailer Maintenance	E0053fir	*0*	*0*	*(6,000)*	*0*	*0*

Source		FY '18	FY '19	FY '20	FY '21	FY '22
030 - CIP FUND						
RAD 57 Monitor	E0060fir	(6,200)	0	0	0	0
Fire/EMS CAD Interface	EOO69fir	(5,500)	0	0	0	0
Jeep Cherokee Replacement	V0058fir	0	0	(30,000)	0	0
Dodge Dakota Pickup Replacement	V0059fir	0	(32,000)	0	0	0
Exercise Equipment	V0064fir	(5,500)	0	0	0	0
2010 Chevy Tahoe	V0068fir	0	0	0	0	(34,000)
	Total	(17,200)	(60,000)	(36,000)	0	(34,000)
HOUSING						
VEHICLE: RI Car Replace	V0710B	0	(20,000)	0	0	0
VEHICLE: RI Pickup Rotation	V5101A	(20,000)	0	0	0	0
	Total	(20,000)	(20,000)	0	0	0
INFORMATION SYSTEMS						
Body Camera Servers - MPD	BdyCmraServ	0	(15,000)	(15,000)	0	0
Staff Computers	E1000	(16,000)	(12,000)	(12,000)	(12,000)	(12,000)
Servers	E3010	(12,000)	(12,000)	(12,000)	(12,000)	(12,000)
Web Site Maintenance/Upgrade	E3012	(28,157)	0	0	0	0
VOIP Telephones	E3280	(67,995)	0	0	0	0
Update Mic Office	E3282	(6,000)	(6,000)	0	0	0
SERVERS-PD (Evidence)	SERVERS-PD	0	0	0	0	(10,000)
VEHICLE IT EQUIPMENT - MPD	VEH IT	(5,000)	0	(5,000)	0	(5,000)
	Total	(135,152)	(45,000)	(44,000)	(24,000)	(39,000)
LIBRARY						
Upgraded Automation System	11	(27,251)	(15,671)	(15,968)	(16,272)	(16,760)
Lib Furniture	P3373	0	0	(20,000)	0	0
	Total	(27,251)	(15,671)	(35,968)	(16,272)	(16,760)
PARK & RECREATION						
Replace furnishings at aquatic center	18PR001	(15,000)	0	0	0	0
Futsal courts	18PR002	(103,264)	0	0	0	0
Sidewalks/garbage cans	18PR003	(40,000)	0	0	0	0
Wood fiber	19PR001	0	(20,000)	0	0	0
Log Cabin Restroom	19PR002	0	(80,000)	0	0	0
Anson Park:Roof,Sidewalks,garbage cans,improvement	19PR003	0	(110,000)	0	0	0
Skate Park elements	19PR004	0	(55,000)	0	0	0
Replace 2010 JD mower	19PR005	0	(20,000)	0	0	0
Replace 2003 Truck	19PR007	0	(28,000)	0	0	0
Volleyball and other court repaint at Riverview	19PR008	(10,000)	0	0	0	0
Paint Lazy River	20PR001	0	0	(47,000)	0	0
Replace 2005 truck	20PR003	0	0	(35,000)	0	0
Replace 2005 Van	20PR004	0	0	(20,000)	0	0
Replace 1998 Mule	20PR006	0	0	(20,000)	0	0
Elks Park Wall	21PR002	0	0	0	(15,000)	0
Elks Park playground	21PR003	0	0	0	(85,000)	0
Riverview Park Restroom	21PR004	0	0	0	0	(60,000)

Source		FY '18	FY '19	FY '20	FY '21	FY '22
030 - CIP FUND						
Replace 2001 Truck	21PR006	*0*	*0*	*0*	*(30,000)*	*0*
Sidewalk upgrade- Park TBD	22PR001	*0*	*0*	*0*	*0*	*(30,000)*
Lawrence Park restroom	22PR003	*0*	*0*	*0*	*0*	*(60,000)*
Lawrence Park trailhead amenities	22PR004	*0*	*0*	*0*	*0*	*(40,000)*
Peterson Park equipment	23PR005	*0*	*0*	*0*	*(70,000)*	*0*
Sidewalk replacement - Elks Park	24PR005	*0*	*0*	*(20,000)*	*0*	*0*
Aquatic Center Paint	AC-M-09-1	*(21,736)*	*0*	*0*	*0*	*0*
Timber Creek Parking Lot	B-TimCr-09	*(16,458)*	*0*	*0*	*0*	*0*
Timber Creek Improvements-Concrete	M1501	*(8,587)*	*0*	*0*	*0*	*0*
2004 New Holland MC 28 Mower & cab 805	MWR805	*(18,000)*	*0*	*0*	*0*	*0*
Mega-10 Playground Replacement	PG2016-1	*(37,500)*	*0*	*0*	*0*	*0*
	Total	(270,545)	(313,000)	(142,000)	(200,000)	(190,000)
POLICE						
BODY CAMERAS	BODY CAMERA	*(15,000)*	*0*	*0*	*(15,000)*	*(15,000)*
CROWD MANAGEMENT EQUIP	CROWD EQUIP	*(10,000)*	*0*	*0*	*0*	*0*
DET VEHICLE REPLACEMENT	DET VEH	*(20,000)*	*0*	*0*	*0*	*0*
HANDGUN REPLACEMENT	GUNS	*0*	*(10,000)*	*0*	*0*	*0*
P25 RADIO MIGRATION	P25	*(11,383)*	*(11,383)*	*0*	*0*	*0*
RMS/CAD REPLACEMENT	RMS/CAD	*(10,875)*	*(10,275)*	*0*	*0*	*0*
TACTICAL EQUIPMENT	TACT EQUIP	*(5,000)*	*0*	*(5,000)*	*0*	*(5,000)*
TASERS	TASERS	*(6,000)*	*(6,000)*	*(6,000)*	*(6,000)*	*(6,000)*
TRAINING EQUIPMENT	TRN EQUIP	*(5,000)*	*0*	*(5,000)*	*0*	*(5,000)*
VEHICLE REPLACEMENT	VEH RPLCMT	*(111,224)*	*(120,000)*	*(120,000)*	*(125,000)*	*(130,000)*
BODY ARMOR REPLACEMENT	VESTS	*(10,000)*	*(8,600)*	*(14,700)*	*(13,500)*	*(15,000)*
	Total	(204,482)	(166,258)	(150,700)	(159,500)	(176,000)
Total Expenditures and Uses		(810,882)	(644,929)	(473,668)	(399,772)	(455,760)
Change in Fund Balance		(341,937)	(166,723)	(15,668)	58,228	102,240
Ending Balance		249,767	83,044	67,376	125,604	227,844

Source		FY '18	FY '19	FY '20	FY '21	FY '22
031 - BUILDING MAINTENANCE						
Beginning Balance		433,540	179,240	182,240	57,406	47,406
Revenues and Other Fund Sources						
USE OF MONEY & PROPERTY						
4085.000 INTEREST EARNED		*3,000*	*3,000*	*0*	*0*	*0*
	Total	3,000	3,000	0	0	0
PROPERTY TAXES						
4085.000 PROPERTY TAXES-CIP LEVY		*0*	*0*	*0*	*0*	*0*
	Total	0	0	0	0	0
Total Revenues and Other Fund Sources		3,000	3,000	0	0	0
Total Funds Available		436,540	182,240	182,240	57,406	47,406
Expenditures and Uses						
Capital Projects & Equipment						
AIRPORT						
Roof Repair	ROOFR	*(12,000)*	*0*	*0*	*0*	*0*
	Total	(12,000)	0	0	0	0
CARNEGIE BUILDING						
Doorway approaches and steps with heated pads	3990	*0*	*0*	*(25,000)*	*0*	*0*
Replace AC Unit	4000	*0*	*0*	*0*	*0*	*(15,000)*
Security Cameras	4010	*(15,000)*	*0*	*0*	*0*	*0*
Auto Door Opener to Elevator	4020	*0*	*0*	*(2,000)*	*0*	*0*
Upgrade Lighting Front Entrance	4030	*0*	*0*	*(2,500)*	*0*	*0*
Carnegie Tuckpointing	Tuckpointing	*(170,000)*	*0*	*0*	*0*	*0*
	Total	(185,000)	0	(29,500)	0	(15,000)
CITY HALL						
AIR CONDITIONER	CH0002	*0*	*0*	*(20,000)*	*0*	*0*
Replace Windows	CH0009	*(10,000)*	*0*	*0*	*0*	*0*
Replace Rooftop AC Unit	CH0015	*0*	*0*	*0*	*0*	*(15,000)*
Replace East Entrance Door	CH0016	*(15,000)*	*0*	*0*	*0*	*0*
Replace Front Steps and Approach	CH0021	*0*	*0*	*0*	*(10,000)*	*0*
City Hall Building System Improvements	CH0023	*0*	*0*	*(60,334)*	*0*	*0*
Remodel City Hall 1st Floor for Finance move	FY18 Finance	*(23,000)*	*0*	*0*	*0*	*0*
	Total	(48,000)	0	(80,334)	(10,000)	(15,000)
FIRE						
Loose Equip Dryer, SAR Etc	B0064fir	*0*	*0*	*0*	*0*	*(11,000)*
	Total	0	0	0	0	(11,000)
LIBRARY						
Emerg Lighting Battery Replacement	P3372	*0*	*0*	*(15,000)*	*0*	*0*
	Total	0	0	(15,000)	0	0
PARK & RECREATION						
Tuckpointing, Brick repair n. side of coliseum	18Coliseum	*(12,300)*	*0*	*0*	*0*	*0*
	Total	(12,300)	0	0	0	0

Source		FY '18	FY '19	FY '20	FY '21	FY '22
031 - BUILDING MAINTENANCE						
SENIOR CITIZENS						
Window Replacement	B2290	*0*	*0*	*0*	*0*	*(25,000)*
Lighting Upgrade	B2310	*0*	*0*	*0*	*0*	*(20,000)*
Recarpet and Repaint	Bldg Mt 002	*0*	*0*	*0*	*0*	*(15,000)*
Repl AC Units Senior Citizens	Bldg Mt 008	*0*	*0*	*0*	*0*	*(15,000)*
Tuckpointing Senior Citizens Center	Bldg Mt 012	*0*	*0*	*0*	*0*	*(25,000)*
Senior Citizens Center Plaster Work	Bldg Mt 013	*0*	*0*	*0*	*0*	*(5,000)*
	Total	0	0	0	0	(105,000)
Total Expenditures and Uses		(257,300)	0	(124,834)	(10,000)	(146,000)
Change in Fund Balance		(254,300)	3,000	(124,834)	(10,000)	(146,000)
Ending Balance		179,240	182,240	57,406	47,406	(98,594)

Source		FY '18	FY '19	FY '20	FY '21	FY '22
032 - CIP LARGE VEHICLE/EQUIPMENT						
Beginning Balance		0	106,000	212,000	318,000	0
Revenues and Other Fund Sources						
Revenue						
4085.000 PROPERTY TAXES		*106,000*	*106,000*	*106,000*	*107,000*	*0*
	Total	106,000	106,000	106,000	107,000	0
Total Revenues and Other Fund Sources		106,000	106,000	106,000	107,000	0
Total Funds Available		106,000	212,000	318,000	425,000	0
Expenditures and Uses						
Capital Projects & Equipment						
FIRE						
1992 100' Aerial Refurbish	V0062fir	*0*	*0*	*0*	*(425,000)*	*0*
	Total	0	0	0	(425,000)	0
Total Expenditures and Uses		0	0	0	(425,000)	0
Change in Fund Balance		106,000	106,000	106,000	(318,000)	0
Ending Balance		106,000	212,000	318,000	0	0

Source		FY '18	FY '19	FY '20	FY '21	FY '22
110 - ROAD USE TAX $						
Beginning Balance		0	0	0	0	0
Revenues and Other Fund Sources						
ROAD USE TAX						
4320.040 ROAD USE TAXES		*1,660,133*	*2,195,000*	*1,467,000*	*1,343,000*	*988,000*
	Total	1,660,133	2,195,000	1,467,000	1,343,000	988,000
Revenue						
No Funds		*0*	*0*	*0*	*0*	*0*
	Total	0	0	0	0	0
Total Revenues and Other Fund Sources		1,660,133	2,195,000	1,467,000	1,343,000	988,000
Total Funds Available		1,660,133	2,195,000	1,467,000	1,343,000	988,000
Expenditures and Uses						
Capital Projects & Equipment						
ENGINEERING						
Median Improvements- Hwy 14 Olive to La Frentz	2019DOTHWY14	*(233,000)*	*0*	*0*	*0*	*0*
Field Laptops	3504	*0*	*0*	*(9,000)*	*0*	*0*
Scanner & Plotter	E2181	*(18,000)*	*0*	*0*	*0*	*0*
Replace Red Survey Truck	E2183	*0*	*(40,000)*	*0*	*0*	*0*
Replace Server and Software	E2184	*0*	*0*	*(35,000)*	*0*	*0*
Railroad Crossing Safety Improvements	RR2018	*(5,000)*	*(500,000)*	*0*	*0*	*0*
	Total	(256,000)	(540,000)	(44,000)	0	0
INFORMATION SYSTEMS						
VOIP Telephones	E3280	*(7,679)*	*0*	*0*	*0*	*0*
	Total	(7,679)	0	0	0	0
PARK & RECREATION						
2010 JD 1445	MWR1445	*0*	*(12,000)*	*0*	*0*	*0*
	Total	0	(12,000)	0	0	0
PUBLIC WORKS						
State St Culvert Overlay	BR007860	*0*	*0*	*(110,000)*	*0*	*0*
South Center St. Viaduct	BR035410	*0*	*0*	*(225,000)*	*(225,000)*	*0*
CY 17 STREET PROJECTS	CY17STRTPRJ	*(687,954)*	*0*	*0*	*0*	*0*
Annual Street Resurfacing	M3170	*(150,000)*	*(100,000)*	*(350,000)*	*(350,000)*	*(350,000)*
City-wide Bridge Repair	M3453	*(30,000)*	*0*	*(30,000)*	*(30,000)*	*(30,000)*
Concrete Repairs	M3458	*(150,000)*	*(100,000)*	*(200,000)*	*(200,000)*	*(200,000)*
Annual ADA Sidewalk Construction	M3655	*(50,000)*	*(50,000)*	*(50,000)*	*(50,000)*	*(50,000)*
Melissa-Glenda Street Construction	NEW18-22.001	*0*	*(40,000)*	*0*	*0*	*0*
	Total	(1,067,954)	(290,000)	(965,000)	(855,000)	(630,000)
STREET						
CY STREET PROGRAM TRANSFER	CY18STRPRGM	*0*	*(625,000)*	*0*	*0*	*0*
Dump Truck	E3510	*(145,000)*	*(145,000)*	*(145,000)*	*(145,000)*	*(145,000)*
Street Sweeper	E3520	*0*	*0*	*(200,000)*	*0*	*0*
Track Skidloader with Clam Bucket	E3540	*(90,000)*	*0*	*0*	*0*	*0*

Source		FY '18	FY '19	FY '20	FY '21	FY '22
110 - ROAD USE TAX $						
Self Propelled Paint Striper	E3550	*0*	*(95,000)*	*0*	*0*	*0*
Pickup Snow Plow	E3800	*(6,500)*	*0*	*0*	*0*	*0*
Snow Blower	E3900	*0*	*0*	*0*	*0*	*(140,000)*
Mowing Tractor	E3930	*0*	*(70,000)*	*0*	*0*	*0*
Wayfinding Signage/Entryway Signage	Signs001	*0*	*(50,000)*	*(50,000)*	*(50,000)*	*0*
END LOADER	V2323	*0*	*(230,000)*	*0*	*0*	*0*
3/4 Ton Pickup	V3500	*0*	*(30,000)*	*(32,000)*	*0*	*(33,000)*
3/4 Ton Pickup with Utility Box	V3501	*0*	*(37,000)*	*0*	*0*	*0*
1 Ton Truck with Dump Body	V3502	*0*	*(35,000)*	*0*	*(40,000)*	*0*
Motor Grader	V3503	*0*	*0*	*0*	*(215,000)*	*0*
Walk Behind Paint Machine	V3504	*(6,000)*	*0*	*0*	*0*	*0*
Asphalt Hot Box	V3505	*0*	*0*	*0*	*0*	*(40,000)*
	Total	(247,500)	(1,317,000)	(427,000)	(450,000)	(358,000)
UTILITY						
LED Traffic Light Replacement	E3704	*0*	*0*	*(10,000)*	*0*	*0*
Replace Traffic Controllers	E3706	*0*	*0*	*(15,000)*	*0*	*0*
Traffic Signal Battery Back Ups	E3708	*(6,000)*	*(6,000)*	*(6,000)*	*(6,000)*	*0*
PICKUP	V2203	*0*	*(30,000)*	*0*	*(32,000)*	*0*
Ladder Truck	V2206	*(75,000)*	*0*	*0*	*0*	*0*
	Total	(81,000)	(36,000)	(31,000)	(38,000)	0
Total Expenditures and Uses		(1,660,133)	(2,195,000)	(1,467,000)	(1,343,000)	(988,000)
Change in Fund Balance		0	0	0	0	0
Ending Balance		0	0	0	0	0

Source		FY '18	FY '19	FY '20	FY '21	FY '22
121 - LOCAL OPTION SALES TAX						
Beginning Balance		2,957,889	2,214,935	1,839,935	1,839,935	1,839,935
Revenues and Other Fund Sources						
OTHER TAXES						
4170.000 LOCAL OPTION SALES TAX		*238,000*	*0*	*0*	*0*	*0*
	Total	238,000	0	0	0	0
Total Revenues and Other Fund Sources		238,000	0	0	0	0
Total Funds Available		3,195,889	2,214,935	1,839,935	1,839,935	1,839,935
Expenditures and Uses						
Capital Projects & Equipment						
AIRPORT						
Rehab Runway 18/36	L3229	*(23,000)*	*0*	*0*	*0*	*0*
	Total	(23,000)	0	0	0	0
PUBLIC WORKS						
Council Designated LOST	89005001A	*0*	*0*	*0*	*0*	*0*
Capital Projects Designation LOST	89099012A	*0*	*0*	*0*	*0*	*0*
CY 17 STREET PROJECTS	CY17STRTPRJ	*(687,954)*	*0*	*0*	*0*	*0*
	Total	(687,954)	0	0	0	0
STREET						
CY STREET PROGRAM TRANSFER	CY18STRPRGM	*(250,000)*	*(375,000)*	*0*	*0*	*0*
Wayfinding Signage/Entryway Signage	Signs001	*(20,000)*	*0*	*0*	*0*	*0*
	Total	(270,000)	(375,000)	0	0	0
Total Expenditures and Uses		(980,954)	(375,000)	0	0	0
Change in Fund Balance		(742,954)	(375,000)	0	0	0
Ending Balance		2,214,935	1,839,935	1,839,935	1,839,935	1,839,935

Source		FY '18	FY '19	FY '20	FY '21	FY '22
132 - MISC CAPITAL GRANTS						
Beginning Balance		3,591	3,591	3,591	3,591	3,591
Revenues and Other Fund Sources						
Revenue						
4820 - DONATIONS & GRANTS		*20,000*	*50,000*	*100,000*	*2,400,000*	*0*
GO BOND		*0*	*0*	*340,000*	*0*	*0*
	Total	20,000	50,000	440,000	2,400,000	0
Total Revenues and Other Fund Sources		20,000	50,000	440,000	2,400,000	0
Total Funds Available		23,591	53,591	443,591	2,403,591	3,591
Expenditures and Uses						
Capital Projects & Equipment						
ENGINEERING						
Downtown Parking Lot Improvements	UR4001	*0*	*0*	*(340,000)*	*0*	*0*
	Total	0	0	(340,000)	0	0
LIBRARY						
Library Addition	UR4002	*0*	*0*	*(100,000)*	*(400,000)*	*0*
	Total	0	0	(100,000)	(400,000)	0
PARK & RECREATION						
Coliseum Renovation	UR4003	*0*	*0*	*0*	*(2,000,000)*	*0*
	Total	0	0	0	(2,000,000)	0
STREET						
Wayfinding Signage/Entryway Signage	Signs001	*(20,000)*	*(50,000)*	*0*	*0*	*0*
	Total	(20,000)	(50,000)	0	0	0
Total Expenditures and Uses		(20,000)	(50,000)	(440,000)	(2,400,000)	0
Change in Fund Balance		0	0	0	0	0
Ending Balance		3,591	3,591	3,591	3,591	3,591

Source		FY '18	FY '19	FY '20	FY '21	FY '22
140 - P & R GIFT FUND						
Beginning Balance		98,893	98,893	98,893	98,893	98,893
Revenues and Other Fund Sources						
Donations- Wellmark						
4820.410 DONATIONS-PARKS		*60,000*	*0*	*0*	*0*	*0*
	Total	60,000	0	0	0	0
Donations- MET						
4820.410 DONATIONS-PARKS		*36,300*	*0*	*0*	*0*	*0*
	Total	36,300	0	0	0	0
Donations - US Soccer						
4820.410 DONATIONS-PARKS		*15,000*	*0*	*0*	*0*	*0*
	Total	15,000	0	0	0	0
Donations - Misc						
4820.410 DONATIONS-PARKS		*19,074*	*0*	*0*	*0*	*0*
	Total	19,074	0	0	0	0
Total Revenues and Other Fund Sources		130,374	0	0	0	0
Total Funds Available		229,267	98,893	98,893	98,893	98,893
Expenditures and Uses						
Capital Projects & Equipment						
PARK & RECREATION						
Futsal courts	18PR002	*(130,374)*	*0*	*0*	*0*	*0*
	Total	(130,374)	0	0	0	0
Total Expenditures and Uses		(130,374)	0	0	0	0
Change in Fund Balance		0	0	0	0	0
Ending Balance		98,893	98,893	98,893	98,893	98,893

Source		FY '18	FY '19	FY '20	FY '21	FY '22
152 - OTHER POLICE GRANTS						
Beginning Balance		0	0	0	0	0
Revenues and Other Fund Sources						
GRANT						
4310.110 FEDERAL OPERATING GRNT		*19,500*	*17,000*	*17,000*	*17,000*	*17,000*
	Total	19,500	17,000	17,000	17,000	17,000
No Funds		*0*	*0*	*0*	*0*	*0*
	Total	0	0	0	0	0
Total Revenues and Other Fund Sources		19,500	17,000	17,000	17,000	17,000
Total Funds Available		19,500	17,000	17,000	17,000	17,000
Expenditures and Uses						
Capital Projects & Equipment						
POLICE						
GTSB GRANT	GTSB	*(10,500)*	*(8,000)*	*(8,000)*	*(8,000)*	*(8,000)*
JAG GRANT	JAG	*(9,000)*	*(9,000)*	*(9,000)*	*(9,000)*	*(9,000)*
	Total	(19,500)	(17,000)	(17,000)	(17,000)	(17,000)
Total Expenditures and Uses		(19,500)	(17,000)	(17,000)	(17,000)	(17,000)
Change in Fund Balance		0	0	0	0	0
Ending Balance		0	0	0	0	0

Source		FY '18	FY '19	FY '20	FY '21	FY '22
156 - FIRE DEPT GRANTS						
Beginning Balance		0	0	0	0	0
Revenues and Other Fund Sources						
Revenue						
GRANT		*19,000*	*0*	*0*	*0*	*0*
	Total	19,000	0	0	0	0
Total Revenues and Other Fund Sources		19,000	0	0	0	0
Total Funds Available		19,000	0	0	0	0
Expenditures and Uses						
Capital Projects & Equipment						
FIRE						
MDT	E0059fir	*(19,000)*	*0*	*0*	*0*	*0*
	Total	(19,000)	0	0	0	0
Total Expenditures and Uses		(19,000)	0	0	0	0
Change in Fund Balance		0	0	0	0	0
Ending Balance		0	0	0	0	0

Source		FY '18	FY '19	FY '20	FY '21	FY '22
177 - SEIZED ASSETS						
Beginning Balance		25,381	25,381	25,381	25,381	25,381
Revenues and Other Fund Sources						
Revenue						
No Funds		*0*	*0*	*0*	*0*	*0*
	Total	0	0	0	0	0
MISC REVENUES						
4862.000 SEIZED ASSETS		*3,000*	*3,000*	*3,000*	*3,000*	*3,000*
	Total	3,000	3,000	3,000	3,000	3,000
Total Revenues and Other Fund Sources		3,000	3,000	3,000	3,000	3,000
Total Funds Available		28,381	28,381	28,381	28,381	28,381
Expenditures and Uses						
Capital Projects & Equipment						
POLICE						
MISC SEIZED ASSET ALLOCATION	SEIZD ASSET	*(3,000)*	*(3,000)*	*(3,000)*	*(3,000)*	*(3,000)*
	Total	(3,000)	(3,000)	(3,000)	(3,000)	(3,000)
Total Expenditures and Uses		(3,000)	(3,000)	(3,000)	(3,000)	(3,000)
Change in Fund Balance		0	0	0	0	0
Ending Balance		25,381	25,381	25,381	25,381	25,381

Source		FY '18	FY '19	FY '20	FY '21	FY '22
190 - 911 SURCHARGE RESERVE						
Beginning Balance		297,764	228,604	168,604	108,604	48,604
Expenditures and Uses						
Capital Projects & Equipment						
911 COMMISSION						
E911 IMPROVEMENTS	E911	*(69,160)*	*(60,000)*	*(60,000)*	*(60,000)*	*(60,000)*
	Total	(69,160)	(60,000)	(60,000)	(60,000)	(60,000)
Total Expenditures and Uses		(69,160)	(60,000)	(60,000)	(60,000)	(60,000)
Change in Fund Balance		(69,160)	(60,000)	(60,000)	(60,000)	(60,000)
Ending Balance		228,604	168,604	108,604	48,604	(11,396)

Source		FY '18	FY '19	FY '20	FY '21	FY '22
310- FEDERAL STREET GRANT						
Beginning Balance		(877,399)	0	0	0	0
Revenues and Other Fund Sources						
GRANT						
4310. GRANT REVENUE		*877,399*	*0*	*0*	*0*	*0*
	Total	877,399	0	0	0	0
Total Revenues and Other Fund Sources		877,399	0	0	0	0
Total Funds Available		0	0	0	0	0
Change in Fund Balance		877,399	0	0	0	0
Ending Balance		0	0	0	0	0

Source		FY '18	FY '19	FY '20	FY '21	FY '22
312 - AIRPORT PROJECTS						
Beginning Balance		(78,886)	0	0	0	0
Revenues and Other Fund Sources						
Revenue						
City Match		*78,886*	*0*	*0*	*0*	*0*
Donations/Grants		*0*	*0*	*200,000*	*0*	*0*
	Total	78,886	0	200,000	0	0
Capital Grant						
4315.770 FEDERAL CAP GRANT-AIRPRT		*434,700*	*45,000*	*359,170*	*0*	*0*
	Total	434,700	45,000	359,170	0	0
Total Revenues and Other Fund Sources		513,586	45,000	559,170	0	0
Total Funds Available		434,700	45,000	559,170	0	0
Expenditures and Uses						
Capital Projects & Equipment						
AIRPORT						
120' x 100' Maintenance Hangar	B3011	*0*	*(45,000)*	*(559,170)*	*0*	*0*
Rehab Runway 18/36	L3229	*(434,700)*	*0*	*0*	*0*	*0*
	Total	(434,700)	(45,000)	(559,170)	0	0
Total Expenditures and Uses		(434,700)	(45,000)	(559,170)	0	0
Change in Fund Balance		78,886	0	0	0	0
Ending Balance		0	0	0	0	0

Source		FY '18	FY '19	FY '20	FY '21	FY '22
340 - BIKE PATH						
Beginning Balance		92,502	92,502	92,502	92,502	92,502
Revenues and Other Fund Sources						
Other Fund Sources						
Region 6		*120,000*	*0*	*0*	*0*	*0*
	Total	120,000	0	0	0	0
GRANT						
SRT Grant		*258,333*	*0*	*0*	*0*	*0*
	Total	258,333	0	0	0	0
Total Revenues and Other Fund Sources		378,333	0	0	0	0
Total Funds Available		470,835	92,502	92,502	92,502	92,502
Expenditures and Uses						
Capital Projects & Equipment						
PARK & RECREATION						
Iowa River Trail TAP & SRT Grants	IRT41013002	*(378,333)*	*0*	*0*	*0*	*0*
	Total	(378,333)	0	0	0	0
Total Expenditures and Uses		(378,333)	0	0	0	0
Change in Fund Balance		0	0	0	0	0
Ending Balance		92,502	92,502	92,502	92,502	92,502

Source		FY '18	FY '19	FY '20	FY '21	FY '22
350 - STREET PROGRAM FUND						
Beginning Balance		8,388	8,388	8,388	8,388	8,388
Revenues and Other Fund Sources						
Other Fund Sources						
4990.000 PROCEEDS OF LT DEBT		*0*	*0*	*0*	*0*	*0*
6500.110 TRANSFER FROM RUT		*0*	*625,000*	*0*	*0*	*0*
6500.121 TRANSFER FROM LOST		*250,000*	*375,000*	*0*	*0*	*0*
	Total	250,000	1,000,000	0	0	0
Total Revenues and Other Fund Sources		250,000	1,000,000	0	0	0
Total Funds Available		258,388	1,008,388	8,388	8,388	8,388
Expenditures and Uses						
Capital Projects & Equipment						
STREET						
CY 2018 STREET PROGRAM	CY18STRTPGRM	*(250,000)*	*(1,000,000)*	*0*	*0*	*0*
	Total	(250,000)	(1,000,000)	0	0	0
Total Expenditures and Uses		(250,000)	(1,000,000)	0	0	0
Change in Fund Balance		0	0	0	0	0
Ending Balance		8,388	8,388	8,388	8,388	8,388

Source		FY '18	FY '19	FY '20	FY '21	FY '22
354 - POLICE AND FIRE BUILDING						
Beginning Balance		3,493,000	7,193,000	471,000	444,000	444,000
Revenues and Other Fund Sources						
USE OF MONEY PROPERTY						
4610 - INTEREST EARNED		*70,000*	*20,000*	*0*	*0*	*0*
	Total	70,000	20,000	0	0	0
Other Fund Sources						
4990 -DEBT ISSUANCE		*12,630,000*	*0*	*0*	*0*	*0*
	Total	12,630,000	0	0	0	0
Total Revenues and Other Fund Sources		12,700,000	20,000	0	0	0
Total Funds Available		16,193,000	7,213,000	471,000	444,000	444,000
Expenditures and Uses						
Capital Projects & Equipment						
INFORMATION SYSTEMS						
SERVERS-PD (Evidence)	SERVERS-PD	*0*	*0*	*(10,000)*	*0*	*0*
	Total	0	0	(10,000)	0	0
POLICE						
PD Bldg	14013020A	*(9,000,000)*	*(6,725,000)*	*0*	*0*	*0*
COPIER REPLACEMENT - RECORDS	COPIER	*0*	*(8,500)*	*0*	*0*	*0*
COPIER REPLACEMENT - PATROL	COPIER 2	*0*	*(8,500)*	*0*	*0*	*0*
COPIERS - NEW BUILDING	COPIER2	*0*	*0*	*(17,000)*	*0*	*0*
	Total	(9,000,000)	(6,742,000)	(17,000)	0	0
Total Expenditures and Uses		(9,000,000)	(6,742,000)	(27,000)	0	0
Change in Fund Balance		3,700,000	(6,722,000)	(27,000)	0	0
Ending Balance		7,193,000	471,000	444,000	444,000	444,000

Source		FY '18	FY '19	FY '20	FY '21	FY '22
355 - D&D Program						
Beginning Balance		169,029	79,029	29,029	9,029	109,029
Revenues and Other Fund Sources						
Transfer In						
6500- TRANSFER FROM LOST		*0*	*0*	*30,000*	*0*	*0*
	Total	0	0	30,000	0	0
Revenue						
4990.000 PROCEEDS OF LT DEBT		*0*	*0*	*0*	*150,000*	*0*
	Total	0	0	0	150,000	0
Other Fund Sources						
4990.000 PROCEEDS OF LT DEBT		*0*	*0*	*0*	*0*	*0*
	Total	0	0	0	0	0
Total Revenues and Other Fund Sources		0	0	30,000	150,000	0
Total Funds Available		169,029	79,029	59,029	159,029	109,029
Expenditures and Uses						
Capital Projects & Equipment						
PUBLIC WORKS						
Dilapidated Building Removal	D&D001	*(90,000)*	*(50,000)*	*(50,000)*	*(50,000)*	*(50,000)*
	Total	(90,000)	(50,000)	(50,000)	(50,000)	(50,000)
Total Expenditures and Uses		(90,000)	(50,000)	(50,000)	(50,000)	(50,000)
Change in Fund Balance		(90,000)	(50,000)	(20,000)	100,000	(50,000)
Ending Balance		79,029	29,029	9,029	109,029	59,029

Source		FY '18	FY '19	FY '20	FY '21	FY '22
356 - 2016 GO Bonds						
Beginning Balance		1,847,201	0	0	0	0
Expenditures and Uses						
Capital Projects & Equipment						
PUBLIC WORKS						
2016 A Bond Projects - Streets	31135 - S	*(1,847,201)*	*0*	*0*	*0*	*0*
	Total	(1,847,201)	0	0	0	0
Total Expenditures and Uses		(1,847,201)	0	0	0	0
Change in Fund Balance		(1,847,201)	0	0	0	0
Ending Balance		0	0	0	0	0

Source		FY '18	FY '19	FY '20	FY '21	FY '22
382 - P.W. FACILITY						
Beginning Balance		1,266	0	0	0	0
Revenues and Other Fund Sources						
No Funds		*0*	*0*	*0*	*0*	*0*
	Total	0	0	0	0	0
Total Revenues and Other Fund Sources		0	0	0	0	0
Total Funds Available		1,266	0	0	0	0
Expenditures and Uses						
Capital Projects & Equipment						
INFORMATION SYSTEMS						
VOIP Telephones	E3280	*(1,266)*	*0*	*0*	*0*	*0*
	Total	(1,266)	0	0	0	0
Total Expenditures and Uses		(1,266)	0	0	0	0
Change in Fund Balance		(1,266)	0	0	0	0
Ending Balance		0	0	0	0	0

Source		FY '18	FY '19	FY '20	FY '21	FY '22
392-TIF III FUND						
Beginning Balance		7,852	7,852	7,852	7,852	7,852
Revenues and Other Fund Sources						
Revenue						
Grants/Donations		*0*	*0*	*200,000*	*0*	*0*
Incremental Taxes		*0*	*0*	*1,300,000*	*0*	*0*
	Total	0	0	1,500,000	0	0
Other Fund Sources						
Transfers In		*0*	*0*	*0*	*0*	*0*
	Total	0	0	0	0	0
Total Revenues and Other Fund Sources		0	0	1,500,000	0	0
Total Funds Available		7,852	7,852	1,507,852	7,852	7,852
Expenditures and Uses						
Capital Projects & Equipment						
ENGINEERING						
Median Improvements- Hwy 14 Olive to La Frentz	2019DOTHWY14	*0*	*0*	*(1,000,000)*	*0*	*0*
	Total	0	0	(1,000,000)	0	0
PUBLIC WORKS						
Melissa-Glenda Street Construction	NEW18-22.001	*0*	*0*	*(500,000)*	*0*	*0*
	Total	0	0	(500,000)	0	0
Total Expenditures and Uses		0	0	(1,500,000)	0	0
Change in Fund Balance		0	0	0	0	0
Ending Balance		7,852	7,852	7,852	7,852	7,852

Source		FY '18	FY '19	FY '20	FY '21	FY '22
393 -TIF IV FUND						
Beginning Balance		(2,423)	0	0	0	0
Revenues and Other Fund Sources						
Revenue						
Incremental Taxes		*106,673*	*163,250*	*500,666*	*2,500,000*	*0*
	Total	106,673	163,250	500,666	2,500,000	0
Total Revenues and Other Fund Sources		106,673	163,250	500,666	2,500,000	0
Total Funds Available		104,250	163,250	500,666	2,500,000	0
Expenditures and Uses						
Capital Projects & Equipment						
CITY HALL						
City Hall Building System Improvements	CH0023	*0*	*0*	*(120,666)*	*0*	*0*
	Total	0	0	(120,666)	0	0
ENGINEERING						
Downtown Parking Lot Improvements	UR4001	*0*	*0*	*(320,000)*	*0*	*0*
	Total	0	0	(320,000)	0	0
HOUSING						
State Street Visioning	UR4004	*0*	*0*	*(60,000)*	*0*	*0*
	Total	0	0	(60,000)	0	0
LIBRARY						
Library Addition	UR4002	*0*	*0*	*0*	*(500,000)*	*0*
	Total	0	0	0	(500,000)	0
PARK & RECREATION						
Coliseum Renovation	UR4003	*0*	*(163,250)*	*0*	*(2,000,000)*	*0*
	Total	0	(163,250)	0	(2,000,000)	0
PUBLIC WORKS						
Dilapidated Building Removal	D&D001	*(20,000)*	*0*	*0*	*0*	*0*
Downtown Curb, Sidwalks and Overlays	M3657	*(84,250)*	*0*	*0*	*0*	*0*
	Total	(104,250)	0	0	0	0
Total Expenditures and Uses		(104,250)	(163,250)	(500,666)	(2,500,000)	0
Change in Fund Balance		2,423	0	0	0	0
Ending Balance		0	0	0	0	0

Source		FY '18	FY '19	FY '20	FY '21	FY '22
612 - WPCP REVENUE FUND						
Beginning Balance		0	0	0	0	0
Revenues and Other Fund Sources						
USER FEES						
4433.000 SEWER RENTALS		*647,628*	*823,400*	*772,286*	*1,054,300*	*834,500*
	Total	647,628	823,400	772,286	1,054,300	834,500
Total Revenues and Other Fund Sources		647,628	823,400	772,286	1,054,300	834,500
Total Funds Available		647,628	823,400	772,286	1,054,300	834,500
Expenditures and Uses						
Capital Projects & Equipment						
INFORMATION SYSTEMS						
VOIP Telephones	E3280	*(5,028)*	*0*	*0*	*0*	*0*
	Total	(5,028)	0	0	0	0
SANITARY SEWER						
SEWER SYSTEM PIPE PLUGS	SWR 5000 001	*0*	*0*	*0*	*(5,000)*	*0*
TV TRANSPORTER-SANITARY SEWER	SWR 5000 008	*0*	*0*	*0*	*(18,000)*	*0*
TV CAMERA-SANITARY SEWER	SWR 5000 009	*(21,000)*	*0*	*0*	*0*	*0*
ROOT CUTTER-SANITARY SEWER	SWR 5000 016	*0*	*0*	*0*	*0*	*(7,500)*
BACKHOE #207	VEH 9000 003	*0*	*0*	*0*	*0*	*(57,000)*
1 TON DUMP TRUCK #213 FORD	VEH 9000 011	*(18,000)*	*0*	*0*	*0*	*0*
	Total	(39,000)	0	0	(23,000)	(64,500)
SANITARY SEWER LIFT STATIONS						
LEVEL CONTROLLER	LEN 3500 005	*0*	*0*	*(2,586)*	*0*	*0*
PUMP #1 REPLACEMENT-E MAIN LIFT STATION	MAI 1000 002	*0*	*(26,000)*	*0*	*0*	*0*
PUMP #2 REPLACEMENT-E MAIN LIFT STATION	MAI 1000 004	*0*	*0*	*(26,000)*	*0*	*0*
PUMP #1 REPLACEMENT	MAR 2000 001	*0*	*0*	*(5,200)*	*0*	*0*
PUMP #2 REPLACEMENT	MAR 2000 002	*0*	*0*	*(5,200)*	*0*	*0*
LEVEL CONTROLLER	MAR 2000 003	*0*	*0*	*0*	*(1,800)*	*0*
LEVEL CONTROLLER	SUM 6000 005	*(1,800)*	*0*	*0*	*0*	*0*
REPLACE 50KW PORT. GENERATOR-SANITARY SEWERS	SWR 5000 002	*0*	*0*	*0*	*0*	*(30,000)*
LEVEL CONTROLER/WETWELL	TUR 7000 010	*0*	*0*	*(1,800)*	*0*	*0*
ACTUATOR/BYPASS GATE	TUR 7000 015	*0*	*0*	*(3,900)*	*0*	*0*
STANDBY GEN. REPLACEMENT-YMCA LIFT STATION	YMC 9500 011	*0*	*0*	*0*	*(40,000)*	*0*
ELECTRICAL PANEL MAINTENANCE-YMCA LIFT STATION	YMC 9500 013	*(6,500)*	*0*	*0*	*0*	*0*
	Total	(8,300)	(26,000)	(44,686)	(41,800)	(30,000)
STORM SEWER						
VIBRATORY TAMPER FOR BACKHOE	SWR 5000 018	*(6,300)*	*0*	*0*	*0*	*0*
	Total	(6,300)	0	0	0	0
STORM SEWER LIFT STATIONS						

Source		FY '18	FY '19	FY '20	FY '21	FY '22
612 - WPCP REVENUE FUND						
MAJ REBUILD DISCHARG PUMP # 2-18TH AVE STATION	18A 5910 002	*0*	*(35,000)*	*0*	*0*	*0*
	Total	0	(35,000)	0	0	0
WPCP						
REPLACE CARPET & VINYL- ADMINISTRATION BLDG	ADM 0300 005	*(10,000)*	*0*	*0*	*0*	*0*
REPLACE HAV - ADMINISTRATION BLDG	ADM 0300 015	*0*	*0*	*0*	*0*	*(7,000)*
TEST GAS BALL	BGR 0700 001	*(15,000)*	*0*	*0*	*0*	*0*
BOILER #1-BOILER BLDG	BLR 1200 001	*0*	*0*	*0*	*(52,000)*	*0*
MEMBRANE ROOF REPLACEMENT-BOILER BLDG	BLR 1200 003	*0*	*0*	*0*	*0*	*(15,000)*
SUPERVISORY CONTROL UPGRADE-BOILER BLDG	BLR 1200 015	*0*	*(15,000)*	*0*	*0*	*0*
RE-ROOF - ENGINE BUILDING	CMP 1500 002	*0*	*0*	*0*	*0*	*(25,000)*
RAW WASTE PUMP #3 - COMPRESSOR BLDG	CMP 1500 014	*0*	*0*	*0*	*(15,000)*	*0*
HOT WATER RECIR PUMP #1,#2,#3	CMP 1500 015	*(16,500)*	*0*	*0*	*0*	*0*
399 ENGINE MAJOR REBUILD-COMP BLDG	CMP 1500 039	*0*	*0*	*0*	*(100,000)*	*0*
399 ENGINE MINOR REBUILD-COMP BLDG	CMP 1500 040	*0*	*0*	*(20,000)*	*0*	*0*
NORTH TUNNEL MLSS XFER PUMP-COMP BLDG	CMP 1500 042	*0*	*0*	*0*	*0*	*(10,000)*
NORTH TUNNEL pH SYSTEM ANALYZE-COMP BLDG	CMP 1500 043	*0*	*0*	*0*	*(7,000)*	*0*
MASTER RADIO - RTU-COMP BLDG	CMP 1500 046	*0*	*(15,000)*	*0*	*0*	*0*
MAU-1 REBUILD-COMP BLDG	CMP 1500 050	*0*	*0*	*0*	*(13,000)*	*0*
SUPERVISORY CONTROL UPGRADE-COMP BLDG	CMP 1500 055	*(15,000)*	*0*	*0*	*0*	*0*
CONCENTRATE DRIVE (EAST)-& (WEST) CONCENTRATE BLDG	CNC 1700 001	*0*	*(30,000)*	*0*	*0*	*0*
RE-ROOF DAF-MAINT SHOP BLDG	DAF 1900 001	*0*	*0*	*0*	*0*	*(20,000)*
DAF #1 COLLECTOR EQUIPMENT-DAF BLDG	DAF 1900 013	*0*	*0*	*0*	*(26,000)*	*0*
DAF #2 COLLECTOR EQUIPMENT-DAF BLDG	DAF 1900 014	*0*	*0*	*0*	*(26,000)*	*0*
SUPERVISORY CONTROL UPGRADE-DAF BLDG	DAF 1900 025	*(15,000)*	*0*	*0*	*0*	*0*
RE-ROOF LOCKER ROOM-DIGESTER CONTR BLDG	DCB 2100 003	*0*	*(8,000)*	*0*	*0*	*0*
AIR DIA. PUMP #1 REPLACEMENT-DIG CONTR BLDG	DCB 2100 014	*0*	*(20,000)*	*0*	*0*	*0*
AIR DIA. PUMP #2 REPLACEMENT-DIG CONTR BLDG	DCB 2100 015	*0*	*(20,000)*	*0*	*0*	*0*
GAS COMPRESSOR #1 REPLACEMENT-DIG CONTR BLDG	DCB 2100 018	*0*	*0*	*(40,000)*	*0*	*0*
GAS COMPRESSOR #2 REPLACEMENT-DOG CONTR BLDG	DCB 2100 020	*0*	*0*	*0*	*0*	*(40,000)*
GAS COMPRESSOR #1 REBUILD-DIG CONTR BLDG	DCB 2100 021	*0*	*(7,000)*	*0*	*0*	*0*
SS Analyser-DIG CONTR BLDG	DCB 2100 023	*(5,500)*	*0*	*0*	*0*	*0*
MAU-2 (CONCENTRATE) REBUILD-DIG CONTR BLDG	DCB 2100 032	*0*	*(13,000)*	*0*	*0*	*0*
DIG FEED PUMP #1, #2 REBUILD-DIG CONTR BLDG	DCB 2100 038	*0*	*0*	*(14,100)*	*0*	*0*

Source		FY '18	FY '19	FY '20	FY '21	FY '22
612 - WPCP REVENUE FUND						
DIG TRANSFER PUMP #1 REBUILD-DIG CONTR BLDG	DCB 2100 043	*0*	*(6,700)*	*0*	*0*	*0*
SUPERVISORY CONTROL UPGRADE-DIG CONTR BLDG	DCB 2100 051	*(15,000)*	*0*	*0*	*0*	*0*
WEMCO #3-DIG CONTR BLDG	DCB 2100 056	*0*	*(30,000)*	*0*	*0*	*0*
MEMBRANE ROOF REPLACEMENT-DIG #1	DG1 2001 001	*0*	*0*	*(38,000)*	*0*	*0*
PAINT LID-DIG #1	DG1 2001 003	*0*	*0*	*(32,000)*	*0*	*0*
DIG#1 - MIXER#1 #2 #3 REBUILD	DG1 2001 005	*(60,000)*	*0*	*0*	*0*	*0*
MEMBRANE ROOF REPLACEMENT-DIG #2	DG2 2002 001	*0*	*0*	*(38,000)*	*0*	*0*
PAINT LID-DIG #2	DG2 2002 003	*0*	*0*	*(32,000)*	*0*	*0*
MEMBRANE ROOF REPLACEMENT-DIG #3	DG3 2003 001	*0*	*0*	*(38,000)*	*0*	*0*
PAINT LID-DIG #3	DG3 2003 003	*0*	*0*	*(40,000)*	*0*	*0*
DIG#3 - MIXER #1 REBUILD	DG3 2003 005	*0*	*(10,000)*	*0*	*0*	*0*
REBUILD DRIVE - FINAL#1,#2,#3	FCL 3100 002	*0*	*(15,000)*	*0*	*0*	*0*
FINAL CLARIFIER #1,#2,#3 - WEIR BAFFLE REPAIR	FCL 3100 009	*0*	*(90,000)*	*0*	*0*	*0*
HEATING & COOLING -LAB BLDG	LAB 3700 006	*0*	*0*	*0*	*(12,000)*	*0*
AUTOMATIC GLASSWARE CLEANER - LAB BLDG	LAB 3700 013	*0*	*(7,200)*	*0*	*0*	*0*
SCADA WONDERWARE SOFTWARE UPGRADE- LAB BLDG	LAB 3700 025	*0*	*0*	*0*	*0*	*(80,000)*
60" LAB HOOD LAB BLDG	LAB 3700 027	*0*	*0*	*0*	*(7,000)*	*0*
O&G APPARATUS - LAB BLDG	LAB 3700 028	*0*	*0*	*(6,000)*	*0*	*0*
REBUILD #1,2,3 PRIMARY CLARIFIER	PCL 4900 002	*0*	*0*	*(60,000)*	*0*	*0*
REBUILD #4, 5 PRIMARY CLARIFIER	PCL 4900 007	*0*	*0*	*(60,000)*	*0*	*0*
PRIMARY CLARIFIER#1 WEIR REPLACEMENT	PCL 4900 013	*(40,000)*	*0*	*0*	*0*	*0*
PRIMARY CLARIFIER # 5 WEIR REPLACEMENT	PCL 4900 014	*0*	*(40,000)*	*0*	*0*	*0*
PRIMARY CLARIFIER #2 WEIR REPLACEMENT	PCL 4900 015	*(40,000)*	*0*	*0*	*0*	*0*
PRIMARY CLARIFIER #3 WEIR REPLACEMENT	PCL 4900 016	*(40,000)*	*0*	*0*	*0*	*0*
SCREEN #1 & 2 REBUILD-PRELIM BLDG	PLM 4700 006	*0*	*(30,000)*	*0*	*0*	*0*
PUMP ROOM CONVEYOR-PRELIM BLDG	PLM 4700 013	*0*	*0*	*(115,000)*	*0*	*0*
PUMP #4 REBUILD-PRELIM BLDG	PLM 4700 017	*0*	*0*	*0*	*0*	*(15,000)*
PUMP #5 REBUILD-PRELIM BLD	PLM 4700 019	*0*	*0*	*0*	*0*	*(15,000)*
GRIT SYSTEM REPLACEMENT-PRELIM BLDG	PLM 4700 023	*0*	*0*	*0*	*(200,000)*	*(200,000)*
LIME ADDITION SYSTEM, ROLLOFF-PRELIM BLDG	PLM 4700 026	*0*	*0*	*(18,000)*	*0*	*0*
VFD REPLACEMENT (1,2,3&6)-PRELIM BLDG	PLM 4700 028	*0*	*0*	*0*	*0*	*(24,000)*
MAU-3 REBUILD-PRELIM BLDG	PLM 4700 033	*0*	*0*	*(10,000)*	*0*	*0*
SUPERVISORY CONTROL UPGRADE-PRELIM BLDG	PLM 4700 034	*0*	*0*	*(15,000)*	*0*	*0*
VERT TURBINE PUMP #1,#2,#3,#6 REBUILD-PRELIM BLDG	PLM 4700 036	*0*	*(60,000)*	*0*	*0*	*0*
BIOSOLIDS LOADING PUMP #1,#2 -PRELIM BLDG	PLM 4700 045	*0*	*0*	*(20,000)*	*0*	*0*
GRIT SYSTEM REBUILD-PRELIM BLDG	PLM 4700 055	*(40,000)*	*0*	*0*	*0*	*0*
CONCRETE REPAIR PROGRAM-PLANT	PLT 4500 010	*0*	*(30,000)*	*0*	*0*	*0*
CONCRETE TANK REPAIR PROGRAM-PLANT	PLT 4500 011	*(100,000)*	*(200,000)*	*0*	*0*	*0*

Source		FY '18	FY '19	FY '20	FY '21	FY '22
612 - WPCP REVENUE FUND						
RIVER GAUGE STATION-TELEMETRY	PLT 4500 018	0	0	0	(9,000)	0
INDUSTRIAL PC REPLACEMENT FOR SCPC-B	PLT 4500 019	0	0	0	(9,000)	0
MCC ELECTRICAL MAINTENANCE-PLANT	PLT 4500 021	(20,000)	(20,000)	0	0	0
NPDES Permit Evaluation - Plant	PLT 4500 050	(30,000)	0	0	0	0
EXTERIOR LIGHTING UPGRADE-PLANT	PLT 4500 051	(50,000)	0	0	0	0
RAW PUMP #1 REPLACEMENT-SBR BLDG	SBB 1100 010	0	(10,000)	0	0	0
RAW PUMP #2 REPLACEMENT-SBR BLDG	SBB 1100 012	0	(10,000)	0	0	0
RAW PUMP #3 REPLACEMENT-SBR BLDG	SBB 1100 014	0	(10,000)	0	0	0
SUPERVISORY CONTROLS/COMPUTER-SBR BLDG	SBB 1100 023	0	(20,000)	0	0	0
VFD REPLACEMENT-SBR BLDG	SBB 1100 024	(15,000)	0	0	0	0
SBR Blowe-SBR BLDG	SBB 1100 031	(25,000)	0	0	(50,000)	0
PC UPGRADE-SBR BLDG	SBB 1100 037	0	(2,000)	0	0	0
REPLACE SBR MIXER #1-SBR TANK#1	SBR 5500 002	0	0	0	(25,000)	0
REPLACE SBR MIXER #2-SBR TANK#2	SBR 5500 004	(25,000)	0	0	0	0
REPLACE SBR DECANTOR #1-SBR TANK #1	SBR 5500 006	0	0	0	(38,000)	0
REPLACE SBR DECANTOR #2-SBR TANK #2	SBR 5500 007	0	0	0	(38,000)	0
MCC J&K REPLACEMENT - SBR	SBR 5500 060	0	0	(100,000)	(100,000)	0
JET PUMP #1A,#2A,#3A VFD-SECONDARY CONTR BLDG	SCB 5300 023	0	0	0	0	(36,000)
JET PUMP #1B VFD-SECONDARY CONTR BLDG	SCB 5300 024	0	0	0	0	(12,000)
SUPERVISORY CONTROL UPGRADE-SECONDARY CONTRO BLDG	SCB 5300 032	0	0	(15,000)	0	0
INDUSTRIAL PC UPGRADE-SECONDARY CONTR BLDG	SCB 5300 033	0	(12,500)	0	0	0
REPLACE JET PUMP/MOTOR #1A	SCB 5300 16	0	0	0	(75,000)	0
REPLACE JET PUMP/MOTOR #1B	SCB 5300 17	0	0	0	0	(75,000)
REPLACE JET PUMP/MOTOR #2A	SCB 5300 18	0	0	0	(75,000)	0
REPLACE JET PUMP/MOTOR #2B	SCB 5300 19	0	0	0	0	(75,000)
REPLACE JET PUMP/MOTOR #3A	SCB 5300 20	0	0	0	(75,000)	0
REPLACE JET PUMP/MOTOR #3B	SCB 5300 21	0	0	0	0	(75,000)
JET PUMP # 3B VFD-SECONDARY CONTRO BLDG	SCB 5300 29A	0	0	0	0	(12,000)
AERATION MIXER-LIME SILO	SLO 4000 004	0	0	0	(8,000)	0
SLUDGE FLOW METER-SLUDGE TRANSFER BLDG	STP 6100 006	0	0	(8,500)	0	0
FINAL EFFLUENT SS ANALYZER-UV CHANNEL	UVC 7100 002	0	0	(8,000)	0	0
LAB VAN-VEHICLE	VEH 8100 003	0	0	0	(20,000)	0
PICKUP 3/4 TON W/BLADE-VEHICLE	VEH 8100 005	0	(31,000)	0	0	0
OPERATIONS VEHICLE(MULE)-VEHICLE	VEH 8100 006	0	0	0	(9,500)	0
MAINTENANCE VEHICLE(MULE)-VEHICLE	VEH 8100 007	(12,000)	0	0	0	0
WASTE HOLDING PUMP #2	WHT 8800 001	0	0	0	0	(4,000)
	Total	(589,000)	(762,400)	(727,600)	(989,500)	(740,000)

Source		FY '18	FY '19	FY '20	FY '21	FY '22
612 - WPCP REVENUE FUND						
Total Expenditures and Uses		(647,628)	(823,400)	(772,286)	(1,054,300)	(834,500)
Change in Fund Balance		0	0	0	0	0
Ending Balance		0	0	0	0	0

Source		FY '18	FY '19	FY '20	FY '21	FY '22
616 - SAN SWR REHAB						
Beginning Balance		0	(620,000)	0	0	1,080,000
Revenues and Other Fund Sources						
Other Fund Sources						
4990.000 BOND SALES		*0*	*0*	*1,912,000*	*2,730,000*	*0*
4990.000 SRF LOAN		*0*	*3,320,000*	*0*	*0*	*0*
Total		0	3,320,000	1,912,000	2,730,000	0
Total Revenues and Other Fund Sources		0	3,320,000	1,912,000	2,730,000	0
Total Funds Available		0	2,700,000	1,912,000	2,730,000	1,080,000
Expenditures and Uses						
Capital Projects & Equipment						
SANITARY SEWER						
2016 Manhole and Point Repair Project	59016002	*(620,000)*	*(2,700,000)*	*0*	*0*	*0*
2016 CIPP Project	59016003	*0*	*0*	*(1,912,000)*	*(1,500,000)*	*0*
2018 Manhole Rehabilitation Project	59018001	*0*	*0*	*0*	*(150,000)*	*(1,080,000)*
Total		(620,000)	(2,700,000)	(1,912,000)	(1,650,000)	(1,080,000)
Total Expenditures and Uses		(620,000)	(2,700,000)	(1,912,000)	(1,650,000)	(1,080,000)
Change in Fund Balance		(620,000)	620,000	0	1,080,000	(1,080,000)
Ending Balance		(620,000)	0	0	1,080,000	0

Source		FY '18	FY '19	FY '20	FY '21	FY '22
690 - TRANSIT						
Beginning Balance		117,704	98,704	57,604	57,604	57,604
Revenues and Other Fund Sources						
Other Fund Sources						
4315.780 FED CAP GRANT TRANSIT		*0*	*369,900*	*0*	*0*	*0*
4315.780 FED CAP GRANT-TRANSIT		*95,000*	*0*	*0*	*0*	*0*
Total		95,000	369,900	0	0	0
Total Revenues and Other Fund Sources		95,000	369,900	0	0	0
Total Funds Available		212,704	468,604	57,604	57,604	57,604
Expenditures and Uses						
Capital Projects & Equipment						
TRANSIT						
NEW BUS, Replace #971 ORION II	V3415	*0*	*(411,000)*	*0*	*0*	*0*
NEW BUS, Light Duty 25 foot	V3416	*(114,000)*	*0*	*0*	*0*	*0*
Total		(114,000)	(411,000)	0	0	0
Total Expenditures and Uses		(114,000)	(411,000)	0	0	0
Change in Fund Balance		(19,000)	(41,100)	0	0	0
Ending Balance		98,704	57,604	57,604	57,604	57,604

Source		FY '18	FY '19	FY '20	FY '21	FY '22
740/741 - STORM WATER						
Beginning Balance		1,803,298	1,778,298	2,328,298	403,298	1,053,298
Revenues and Other Fund Sources						
Revenue						
No Funds		0	0	0	0	0
4427.000 Storm Water Charges		364,000	38,000	80,000	63,000	84,000
	Total	364,000	38,000	80,000	63,000	84,000
Other Fund Sources						
4990.000 Proceeds of Lt Debt		0	2,250,000	0	2,000,000	0
	Total	0	2,250,000	0	2,000,000	0
No Funds		0	0	0	0	0
	Total	0	0	0	0	0
Total Revenues and Other Fund Sources		364,000	2,288,000	80,000	2,063,000	84,000
Total Funds Available		2,167,298	4,066,298	2,408,298	2,466,298	1,137,298
Expenditures and Uses						
Capital Projects & Equipment						
SANITARY SEWER						
TV TRANSPORTER-SANITARY SEWER	SWR 5000 008	0	0	0	(12,000)	0
TV CAMERA-SANITARY SEWER	SWR 5000 009	(14,000)	0	0	0	0
BACKHOE #207	VEH 9000 003	0	0	0	0	(38,000)
	Total	(14,000)	0	0	(12,000)	(38,000)
STORM SEWER						
AIR COMPRESSOR - SEWER	SWR 5000 013	(6,800)	0	0	0	0
TRUCK HOISTS (2)	SWR 5000 015	0	0	0	(1,000)	0
VIBRATORY TAMPER FOR BACKHOE	SWR 5000 018	(4,200)	0	0	0	0
Pipe Plugs	SWR 5000 110	0	(8,000)	0	0	0
1 TON DUMP TRUCK #213 FORD-VEHICLE	VEH 9000 014	(12,000)	0	0	0	0
	Total	(23,000)	(8,000)	0	(1,000)	0
STORM SEWER LIFT STATIONS						
MAJ REBUILD DISCHARG PUMP # 1-18TH AVE STATION	18A 5910 001	0	0	(35,000)	0	0
REPLACE VFD # 1-18TH AVE STATION	18A 5910 007	0	0	(15,000)	0	0
REPLACE VFD # 2-18TH AVE STATION	18A 5910 008	(26,000)	0	0	0	0
REPLACE DRAIN MH PUMP # 1-18TH AVE STATION	18A 5910 012	0	0	0	(10,000)	0
REPLACE DRAIN MH PUMP # 2-18TH AVE STATION	18A 5910 013	0	0	0	(10,000)	0
AIR CONDITIONING UNIT-1 NORTH	18A 5910 018	0	0	0	0	(8,000)
AIR CONDITIONING UNIT-2 SOUTH	18A 5910 019	0	0	0	0	(8,000)
RIVERVIEW STORMWATER PROJECT 2012	RIV 5900 000	(215,000)	0	0	0	0
PUMP #3 REPLACEMENT-RIVERVIEW PARK STATION	RIV 5900 008	(50,000)	0	0	0	0

Source		FY '18	FY '19	FY '20	FY '21	FY '22
740/741 - STORM WATER						
ELECTRIC GATE OPERATOR-RIVERVIEW PARK STATION	RIV 5900 010	*(6,000)*	*0*	*0*	*0*	*0*
	Total	(297,000)	0	(50,000)	(20,000)	(16,000)
STORM WATER						
Levee Repair - Earthwork	29113005	*0*	*(500,000)*	*0*	*0*	*0*
Levee Gatewell Repair	29113019	*0*	*0*	*(500,000)*	*0*	*0*
STORM WATER EMERGENCY REPAIRS	53107005A	*(30,000)*	*(30,000)*	*(30,000)*	*(30,000)*	*(30,000)*
Madison, 1st Av-3rd Av Stormwater Design	M2926	*0*	*(150,000)*	*0*	*0*	*0*
Dredging & Installing Settling Ponds	P100	*0*	*(300,000)*	*(600,000)*	*(600,000)*	*(300,000)*
4th St/Meadow Ln. Storm Sewer	P200	*(25,000)*	*(125,000)*	*(200,000)*	*0*	*0*
13th St./Church St. Interceptor Storm Sewer	P300	*0*	*0*	*0*	*(750,000)*	*(750,000)*
Swayze St./Woodland St. Channel	P400	*0*	*(625,000)*	*(625,000)*	*0*	*0*
	Total	(55,000)	(1,730,000)	(1,955,000)	(1,380,000)	(1,080,000)
Total Expenditures and Uses		(389,000)	(1,738,000)	(2,005,000)	(1,413,000)	(1,134,000)
Change in Fund Balance		(25,000)	550,000	(1,925,000)	650,000	(1,050,000)
Ending Balance		1,778,298	2,328,298	403,298	1,053,298	3,298

Source		FY '18	FY '19	FY '20	FY '21	FY '22
750 - COMPOST						
Beginning Balance		179,167	179,167	49,167	49,167	49,167
Expenditures and Uses						
Capital Projects & Equipment						
COMPOST						
TROMMEL SCREEN	E2192	*0*	*(130,000)*	*0*	*0*	*0*
	Total	0	(130,000)	0	0	0
Total Expenditures and Uses		0	(130,000)	0	0	0
Change in Fund Balance		0	(130,000)	0	0	0
Ending Balance		179,167	49,167	49,167	49,167	49,167

Source		FY '18	FY '19	FY '20	FY '21	FY '22
760 - CONCESSION						
Beginning Balance		10,326	(9,674)	(9,674)	(9,674)	(9,674)
Expenditures and Uses						
Capital Projects & Equipment						
PARK & RECREATION						
Aquatic Center Paint	AC-M-09-1	*(20,000)*	*0*	*0*	*0*	*0*
	Total	(20,000)	0	0	0	0
Total Expenditures and Uses		(20,000)	0	0	0	0
Change in Fund Balance		(20,000)	0	0	0	0
Ending Balance		(9,674)	(9,674)	(9,674)	(9,674)	(9,674)

2018-___

RESOLUTION SETTING PUBLIC HEARING PRIOR TO APPROVING THE 2018-2022 CAPITAL IMPROVEMENTS PROGRAM

WHEREAS every year the City reviews and updates its five-year program for capital improvements; and

WHEREAS investing in capital improvements is essential for the City to maintain its current infrastructure and provide expanded infrastructure to enhance municipal services and provide increased citizen mobility; and

WHEREAS the planning for capital improvements is important for creating an environment that encourages job creation and business development; and

WHEREAS the City Council has reviewed and developed a schedule of capital projects for the current fiscal year and the next four-years; and

WHEREAS the City Council desires to set a public hearing for the public.

NOW THEREFORE, BE IT RESOLVED by the City Council of the City of Marshalltown, Iowa, that the City Capital Improvements Program planning document for the years 2018 thru 2022 be set for public hearing on March 5, 2018 at 12 p.m. (noon), during a scheduled special session of the Council.

PASSED this 12th day of February, 2018, and signed this ___ day of February, 2018.

CITY OF MARSHALLTOWN, IOWA

_____

Joel T.S. Greer, Mayor

ATTEST:

_____

Shari L. Coughenour, CMC, City Clerk

RESOLUTION ADOPTING GOALS AND OBJECTIVES FOR THE CITY OF MARSHALLTOWN FOR 2018

WHEREAS the City of Marshalltown held a goal setting session on November 27, 2017, to discuss the goals of the City and how to best achieve those goals; and

WHEREAS the City Council reviewed a draft of the goals and objectives at the January 22, 2018, City Council meeting and found the draft to be an acceptable plan for 2018; and

NOW, THEREFORE, BE IT RESOLVED BY THE COUNCIL OF THE CITY OF MARSHALLTOWN, IOWA:

Section 1. The City of Marshalltown, Iowa, adopts the attached goals and objectives for 2018, with quarterly updates on progress to be provided throughout the year.

Passed this 12th day of February, 2018, and signed this ____ day of February, 2018.

CITY OF MARSHALLTOWN, IOWA

_____

Joel T.S. Greer, Mayor

ATTEST:

_____

Shari L. Coughenour, CMC, City Clerk

WHAT DO WE WANT TO DO? | HOW WILL WE KNOW OUR ACTIONS WERE EFFECTIVE?

WHAT WILL WE DO TO GET THERE?

GOAL 1: EXPAND AND IMPROVE HOUSING STOCK IN THE COMMUNITY

Objective 1: Support Marshall Economic Development and the Marshalltown Central Business District in their recruitment efforts

- *Identify locations for infill development*
- *Continue to support downtown housing redevelopment through targeted incentive programs with MCBD*
- *Create a plan for anticipated low-to-moderate income housing withholding for residential TIF projects.*

⇒ Occupancy rate of second story buildings in Central Business District

⇒ Value of improvements/housing supported with TIF-LMI dollars

Objective 2: Assist developers with incentives and information about the development process and infrastructure

- *Identify locations for best possible development based on MED Housing Study, including incentives*
- *Continue development meetings with staff to identify issues and maintain open communication with developers*
- *Create an economic development philosophy for City participation in development and redevelopment projects*

⇒ Developer satisfaction with development process

⇒ # of days between complete final plan submittal and issuance of a building permit

Objective 3: Look at innovative ways to further enhance housing quality and quantity

- *Consider the adoption of an Abandoned/Vacant Building ordinance*
- *Investigate the regulation of contract property sales*
- *Implement the Neighborhood Revitalization Program*
- *Identify and plan for the redevelopment of vacant lots through the D&D program*
- *Work with Vision Marshalltown to investigate a Land Bank*

⇒ # of properties participating in the Neighborhood Revitalization Program

⇒ % of D&D properties which are redeveloped or reused

GOAL 2: ENHANCE MARSHALLTOWN'S PUBLIC IMAGE

Objective 1: Visually enhance the appearance of neighborhoods in Marshalltown

- *Continue the Dangerous and Dilapidated Building Program and obtaining title to properties*
- *Reapply for the HUD Lead Hazard Control Grant in 2018*
- *Provide additional efforts towards property maintenance enforcement*
- *Create a cost-sharing plan for property owners to replace existing hazardous sidewalks*
- *Complete the Highway 14 Corridor Study*

⇒ # of dilapidated buildings removed

⇒ Citizen quality of life rating

⇒ % of property maintenance cases resulting in property improvements

⇒ $ investment in sidewalk improvements

⇒ Completion of the Highway 14 Corridor Study

Objective 2: Improve communication of City programs and initiatives

- *Enhance the City's social media presence*
- *Conduct a Citizen Survey*
- *Continue to hold the Police and Fire Citizens Academies and find a permanent funding source*
- *Develop and hold a general Citizens Academy to cover all departments*
- *Develop a public campaign for stormwater managment*

⇒ Citizen rating of how informed they are of city issues

⇒ Citizen satisfaction with the City's website and website use statistics by module

⇒ Participant satisfaction with Police and Fire Citizen Academies

Objective 3: Promote public art throughout the community

- *Develop a plan for art in City Council Chambers*
- *Develop a plan for art in the new Public Safety Facility*
- *Continue to identify ways to incorporate art into parks and recreational spaces*
- *Continue to work with the Arts and Culture Alliance and MPAC to promote public art*

⇒ Mayor and Council satisfaction with art in the Council Chambers

⇒ % of total Public Safety Facility project cost used for public art

⇒ Citizen satisfaction rating of art in the community

GOAL 3: CONTINUALLY IMPROVE THE CITY'S ORGANIZATION AND SERVICES

Objective 1: Review policies, procedures, and ordinances for updates

- *Review and update urban renewal areas 2 and 3*
- *Review and update personnel policies*
- *Recodify the City's ordinances*
- *Consider adopting the current version of the State Building Code*
- *Review the current Sidewalk Ordinance and other ordinances related to sidewalks*
- *Consider adopting a Fleet Policy*

⇒ Policies and procedures are updated to reflect current laws and operations

Objective 2: Develop comprehensive plans for City infrastructure and improvements

- *Continue to implement the Street Improvement Plan*
- *Develop a comprehensive Building Maintenance Plan*
- *Incorporate new and existing plans into a city-wide Capital Improvement Plan*
- *Continue the planning, design and construction of the Public Safety Facility*
- *Develop a plan for enhancements at the Airport*
- *Develop a Master Plan to for the inner-city trail system*
- *Implement a plan to install new sidewalks where gaps exist*
- *Plan for development of the Marshalltown Industrial Park*
- *Evaluate Marshalltown Municipal Transit services*

⇒ # of park acres per 1,000 residents

⇒ Biennial pavement condition index

⇒ # of improved lane miles annually

⇒ Citizen satisfaction with street condition

⇒ Citizen satisfaction with parks & rec opportunities

⇒ Complete Transit service analysis

Objective 3: Recruit, retain, and train employees in order to maintain a successful workforce

- *Continue to provide employee training opportunities, including cross-training of positions*
- *Conduct an employee survey*
- *Continue to focus on safety in the workplace*

⇒ Employee job satisfaction rating

⇒ Experience Modification Factor for Worker's Compensation

Objective 4: Review existing City functions and finances for efficiencies

- *Identify and fund technology that increases the efficiency of departments*
- *Review revenue options and General Fund fees and charges to determine subsidization from tax levy*
- *Implement a LEAN process improvement program*

⇒ Time saved with AP process improvements

⇒ # of days to process a special event application

⇒ % satisfied with special event process

GOAL 4: PARTNER WITH CITIZENS, FOR-PROFIT, NON-PROFIT AND OTHER GROUPS TO IMPROVE QUALITY OF LIFE

Objective 1: Partner with the Marshalltown Central Business District on initiatives that enhance downtown Marshalltown

- *Consider ways to use tax increment financing to support projects, including the façade grant*
- *Investigate innovative or alternate methods to work with the life safety code to reduce impediments to development*
- *Streamline the process for approval of events Downtown*

⇒ Dollar value of improvements within the MCBD by program

⇒ Citizen safety rating in Downtown

Objective 2: Partner with Trails Inc. on trail-related initiatives

- *Work with Trails Inc. on the completion Ann Keyser Trailhead*
- *Continue efforts to maintain and enhance the trail system throughout the City, including Lawrence Park Trailhead*
- *Identify outside funding for trail-related projects*
- *Support the development of a Master Plan for the Iowa River Trail*
- *Promote the fundraising efforts of Trails Inc.*

⇒ # of trail miles per capita

⇒ % of citizens using the trail system

Objective 3: Work with other entities on partnerships which benefit the community

- *Continue to identify public nuisance properties which are tax certificates held by the County*
- *Consider applying to be an Alliant Hometown Rewards community*
- *Work with stakeholders on a Wayfinding Master Plan*
- *Support the Sister Cities Program*
- *Work with the Marshalltown Community School District and YMCA to review recreation programming in the community*
- *Support Vision Marshalltown and its committees and initiatives*
- *Work with Iowa State University on the data driven decision-making initiative*

⇒ # of nuisance properties removed from nuisance program following tax certificate claim

⇒ $ support to the Sister Cities program

⇒ % satisfaction with wayfinding system updates

⇒ % increase in transit use following implementation of ISU data

⇒ Complete Wayfinding Master Plan

Objective 4: Continue involvement of City employees in various groups which support quality of life

- *Support public safety related groups like Crimestoppers, the Red Cross smoke detector installation, and neighborhood watch programs*
- *Promote community volunteer opportunities to City staff*

⇒ # of volunteer opportunities provided to employees

⇒ # of Council members on community boards

⇒ #of City staff on community boards

Ordinance 14962

AN ORDINANCE TO PROHIBIT THE USE OF CONSUMER FIREWORKS AND DISPLAY FIREWORKS AS DESCRIBED IN SECTION 727.7 OF THE CODE OF IOWA

BE IT ENACTED by the City Council of the City of Marshalltown, Iowa:

SECTION 1. Amendment. Chapter 21 of the Marshalltown City Code is hereby amendedby adding the following Section 21-54:

"Sec.21-54 (1) The use of consumer fireworks and display fireworks within the City limits of Marshalltown, Iowa, is prohibited except as provided herein:

(2) The City Council may, upon application in writing, grant a permit for display fireworks when the Council is satisfied that the display fireworks will be handled by a competent operator with appropriate safeguards.

(3) A violation of this ordinance shall be simple misdemeanor punishable by a fine of not less than $250.00"

SECTION 2. Repealer. All ordinances or parts of ordinances in conflict with the provisions of this ordinance are hereby repealed.

SECTION 3. Severability Clause. If any section, provision or part of this ordinance shall be adjudged invalid or unconstitutional, such adjudication shall not affect the validity of the ordinance as a whole or any section, provision or part thereof not adjudged invalid or unconstitutional.

SECTION 4. When Effective. This ordinance shall be in effect after its final passage, approval and publication as provided by law.

Passed this 22nd day of May, 2017, and signed this 23rd day of May, 2017.

CITY OF MARSHALLTOWN, IOWA

James L. Lowrance, Mayor

ATTEST:

Shari L. Coughenour, CMC, City Clerk

_____

AMENDING CHAPTER 21, OFFENSES AND MISCELLANEOUS PROVISION, SECTION 54, PROHIBITING THE USE OF CONSUMER FIREWORKS AND DISPLAY FIREWORKS, TO ADD A CIVIL PENALTY

BE IT ENACTED by the City Council of the City of Marshalltown, Iowa:

SECTION 1. Amendment. Chapter 21, Section 54 of the Marshalltown City Code is hereby amended by striking the existing section and replacing with the following:

Sec. 21-54. Use of Consumer Fireworks and Display Fireworks.
(1) The use of consumer fireworks and display fireworks within the City limits of Marshalltown, Iowa, is prohibited except as provided herein:
(2) The City Council may, upon application in writing, grant a permit for display fireworks when the Council is satisfied that the display fireworks will be handled by a competent operator with appropriate safeguards.
(3) A violation of this ordinance shall be simple misdemeanor punishable by a fine of not less than $250.00.
(4) It shall also be unlawful for any property owner, or any person in possession of a property, to knowingly permit the use of consumer fireworks or display fireworks on the owner's property within City limits in violation of this section. Any person violating the provision of this section, shall upon conviction by punished by a Penalty as provided in Sec. 1-8 of the Code.
(Ord. No. 14962, § 1, 5-22-2017)

SECTION 2. Repealer. All ordinances or parts of ordinances in conflict with the provisions of this ordinance are hereby repealed.

SECTION 3. Severability Clause. If any section, provision or part of this ordinance shall be adjudged invalid or unconstitutional, such adjudication shall not affect the validity of the ordinance as a whole or any section, provision or part thereof not adjudged invalid or unconstitutional.

SECTION 4. When Effective. This ordinance shall be in effect after its final passage, approval and publication as provided by law.

Passed this ___ day of _____, 2018, and signed this ___ day of _____, 2018.

CITY OF MARSHALLTOWN, IOWA

_____
Joel T.S. Greer, Mayor
ATTEST:

_____
Shari L. Coughenour, CMC, City Clerk

I, Shari L. Coughenour, CMC, City Clerk of the City of Marshalltown, Iowa, do hereby certify that the foregoing ORDINANCE was passed and approved by the City Council of the City of Marshalltown, Iowa, on the ___ day of _____, 2018, and was published in the Marshalltown Times-Republican, a newspaper of general circulation in the City of Marshalltown, Iowa, on the ___ day of _____, 2018.

_____

Shari L. Coughenour, CMC, City Clerk

Joel Greer, Mayor
Jessica Kinser, Administrator
Shari L. Coughenour, Clerk
24 North Center Street
Marshalltown, IA 50158-4911
Tel - (641) 754-5799
Fax - (641) 754-5717

City Administrator's Office

To: Mayor Greer and the City Council
From: Jessica Kinser, City Administrator
Date: February 8, 2018
RE: Use of City Funds for Outside Organizations

Council member Cahill moved for further discussion of how and when the City of Marshalltown should use funds for outside entities, and everyone agreed. I offer up the following items to consider in your discussion of what you would like to see.

Relation to City Goals and Objectives
We have four goals, three of which focus on housing, community pride/public image, and quality of life, with different objectives under those goals. With the adoption of that plan, we should strive to have the activities we complete all come back to a specific goal or objective. This should be consistent for use of funds outside of the City; supporting those items that directly support our goals and objectives comes back directly to our purpose.

Support of City Services
If we focus funding on essential services, a request should tie back to a function of a City department but is not duplicative in nature. We do have funding limitations of our own services and there are times when an outside entity can perform a function at less of a cost than the City.

Beyond tying funding back to the City through our goals or services, the following questions would be helpful in putting together a process:

- Would the City fund operational requests, project specific requests or both?
- What other criteria would be used to evaluate? Would the evaluation be done by the entire Council, a subcommittee, or staff? The Community Foundation evaluates requests based on the following:
    - A complete application
    - Relation back to mission, guiding principles, and focus on "critical needs"?
    - Need for the project
    - Clarity of project description
    - Ability of organization to complete project
    - Identification of who benefits
    - Success and evaluation plan for the project

City Council
Susan Cahill, Michael Gowdy, Al Hoop,
Leon Lamer, Bill Martin, Bethany Wirin

    - Community partnerships on the project
    - Ability to continue the project
    - Prior funding of projects
    - Budget explanation
- What reporting or follow-up would be required from an organization?
- Where would these requests be budgeted?
- How much annually would the Council set aside to be used?
- Are requests to be received once per year with the budget process or on an on-going basis or at some other frequency?

There are certainly other things to think about as well in the discussion of using City funds to support the community, and the listing above is not meant to be exhaustive. Your discussion will help better define what is being sought and what should be funded.

Joel Greer, Mayor
Jessica Kinser, Administrator
Diana Steiner, Finance Director
24 North Center Street
Marshalltown, IA 50158-4911
Tel - (641) 754-5760
Fax - (641) 754-5781

FINANCE DEPARTMENT

February 9, 2018

To: Mayor Joel Greer
Members of the City Council

From: Diana Steiner, Finance Director

Re: Update on costs for Police and Fire Building

Policy Issue: N/A

Recommendation: This report is provided for information only.

Background: The first column of numbers on the report reflects the cumulative expenditures we will have paid to date through February 13, 2018 since the inception of the project. The middle column of numbers reflects the amount still owed for contracts that have been signed or estimates of costs. The far right column shows the revenue section. This includes the debt issuance of the $17.5 million bonds plus the premiums, as well as the proceeds allocated from the 2014A bond. There is approximately $1.2 million that is not yet spent or committed. This amount has decreased due to a change order with Story Construction for ad additional $650,221.

Budget Impact: This project is still within budget.

Attachment: Costs for Police & Fire Building for Feb 12 2018 Council Meeting.

cc: Jessica Kinser, City Administrator

City Council
Susan Cahill, Mike Gowdy, Joel Greer, Al Hoop
Leon Lamer, Bill Martin, Bethany Wirin

POLICE & FIRE BUILDING

CUMULATIVE THROUGH FEBRUARY 13, 2018

REVENUES	
DEBT ISSUANCE (2014A, 2016B, 2017A)	17,902,828.35
INTEREST ON INVESTMENTS	32,678.70
CONTRIBUTIONS	600.00
REIMBURSEMENTS	687.89
TOTAL REVENUES	17,936,794.94

EXPENDITURES	**Payments**	**Encumbered or Estimates**	
ADVERTISING & LEGAL PUB	105.57	-	
BANK CHARGES	30.00	-	
CONSULTING & PROF FEES	1,673,782.65	1,425,024.19	
CONTRACT LAWN CARE	175.00	-	
CONTRACT-AUTO SPRINKLER	-	106,050.00	
CONTRACT-COMMUNICATIONS TOWER	-	130,144.10	
CONTRACT-CONCRETE FOUNDATIONS & FLATWORK	323,779.00	343,221.00	
CONTRACT-CONCRETE SIDEWALKS & PAVING	-	520,000.00	
CONTRACT-ELECTRIC	38,395.20	974,604.80	
CONTRACT-ELEVATORS	-	71,255.00	
CONTRACT-FLOOR COVERINGS	-	227,500.00	
CONTRACT-GENERAL	48,510.75	1,148,489.25	
CONTRACT-ALUMINUM STORE FRONTS	60,220.50	576,679.50	
CONTRACT-GYPSUM WALLS	-	1,092,350.00	
CONTRACT-MASONRY	-	1,251,000.00	
CONTRACT-OUTSIDE HELP	438,134.99	181,105.01	
CONTRACT-PAINTING	-	175,315.00	
CONTRACT-PLUMBING	173,695.15	1,638,065.85	
CONTRACT-ROOFING & WALL PANELS	-	568,589.00	
CONTRACT-STEEL	85,663.94	709,836.06	
ELECTION EXPENSE	15,276.41	-	
ELECTRICITY	1,325.10	-	
GENERAL LIABILITY INSURANCE	204.00	-	
LAND ACQUISITION	676,000.00	-	
LEGAL EXPENSES	54,748.87	5,878.64	
LICENSE & PERMITS	350.00	-	
OPERATING SUPPLIES	16.95		
OTHER DEBT SERV EXP	515.00	-	
STORM WATER FEES	85.92	-	
TAXES PAID (KC HALL PROP)	771.00		
WATER UTILITY	111.35	-	
STORMWATER IMPROVEMENTS		225,000.00	
TRAFFIC SIGNAL IMPROVEMENTS		247,000.00	
MEDIAN - ANSON & CENTER		371,000.00	
DISPATCH EQUIPMENT		684,950.00	
FURNITURE/FIXTURES/EQUIPMENT		488,744.00	**TOTAL**
TOTAL EXPENDITURES	3,591,897.35	13,161,801.40	16,753,698.75

TOTAL NOT YET SPENT OR COMMITTED	1,183,096.19